MONOLITHISCH INDIA LIMITED
(Formerly known as Monolithisch India Private Limited)
Mineral Group

L26999WB2018PLC227534
+ 91 9155330164
www.monolithisch.com
cs@monolithischindia.in
gm.sales@monolithischindia.in

Date: 04-05-2026

To,
The Manager
National Stock Exchange of India Ltd. Exchange
Plaza, 5th Floor,
Plot No. C/1, G Block, Bandra -
Kurla Complex,
Bandra (E), Mumbai - 400 051, Maharashtra, India. Scrip
Symbol: MONOLITH
ISIN: INE1DV401010

Subject: Investors presentation on the financial results of Monolithisch India Limited ("Company") for the quarter and year ended March 31, 2026

Dear Sir/Madam,

Pursuant to the Regulation 30 of the SEBI Listing Regulations, a copy of the Investors presentation on the audited standalone and consolidated financial results of the Company for the quarter and year ended March 31, 2026 is attached herewith.

This is for your information and records.

Thanking you, Yours
faithfully,
For Monolithisch India Limited

Deepa vijay agrawal
Digitally signed by Deepa vijay agrawal
Date: 2026.05.04 09:35:31 +05'30'

(Deepa Vijay Agrawal)
Company Secretary and Compliance Officer
Membership no. – A41252

Mineral Group
MONOLITHISCH
INDIA LIMITED

Fastest Growing Manufacturer of Refractory Ramming Mass for Induction Furnaces



SAFE HARBOUR STATEMENT



This presentation contains forward-looking statements that involve risks and uncertainties. Actual results may differ materially due to market conditions, industry dynamics, regulatory changes, and other external factors



The Company does not undertake any obligation to update these statements publicly, except as may be required under applicable laws.



Financial and operational data presented in this document are for informational purposes only and should not be considered as an offer, recommendation or invitation to purchase or subscribe for any securities



Investors are advised to conduct their own independent evaluation and analysis before making any investment decision



This document is confidential and intended solely for discussion purposes with authorised stakeholders



By accessing this presentation, you agree to be bound by the foregoing limitations.

COMPANY OVERVIEW & KEY HIGHLIGHTS

ABOUT THE COMPANY

- Leading manufacturer of Ramming mass
- Strong presence across Across india steel clusters
- Serving iron, steel & foundry industries
- Strategic location near raw material + steel hubs

ABOUT THE PRODUCT

- Enhances furnace life & efficiency
- Improves yield & operational stability
- Reduces downtime
- Customised for different furnace conditions

STRONG GROWTH TRAJECTORY

FY23 – FY26

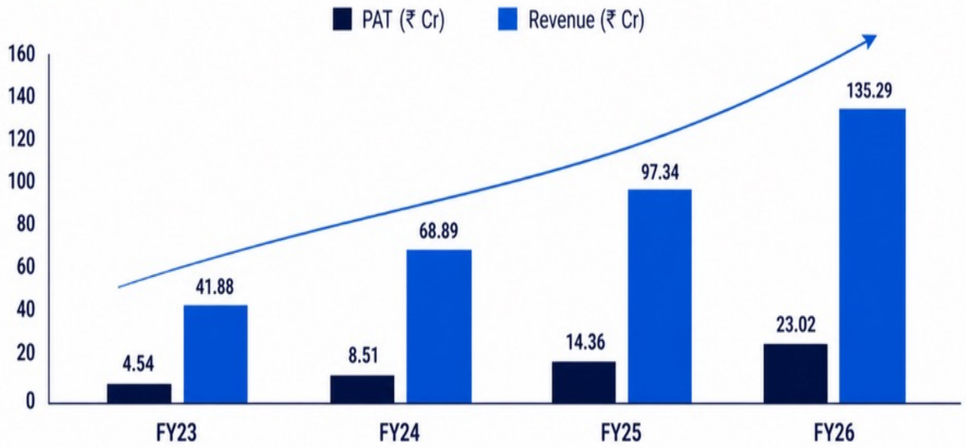

72% PAT CAGR (FY23–FY26)

48% REVENUE CAGR (FY23–FY26)

3
STRATEGIC UNITS

52%
REVENUE CAGR (FY23-FY26)

72%
PAT CAGR (FY23-FY26

11.22
EPS

Forbes INDIA
S200 DGEMS 2026 D Globalist Entrepreneur Mobility Summit

ET Edge
BHARAT'S BEST TO A BILLION

WORLD'S FASTEST GROWING, RAMMING MASS GROUP

SARBARI UNIT

Brownfield Project

West Bengal
Operational Since 2018

250,000 MTPA (Live)

Greater Capacity Utilization

RANCHI UNIT

Jharkhand
Acquired & Optimised (Nov 2025)

57,600 MTPA (Live)

Target :
72,000 by Next 15 days

PURULIA/METALURGICA

Greenfield Project

West Bengal

252000-254000 MTPA

Target:
Q2 FY27

TOTAL GROUP CAPACITY AT FULL SCALE:

5,76,000 MTPA

Setting a Milestone for the Ramming Mass Industry

STRATEGICALLY LOCATED IN INDIA'S LARGEST STEEL PRODUCTION CLUSTER

Eastern India contributes the highest induction furnace-based steel production in the country

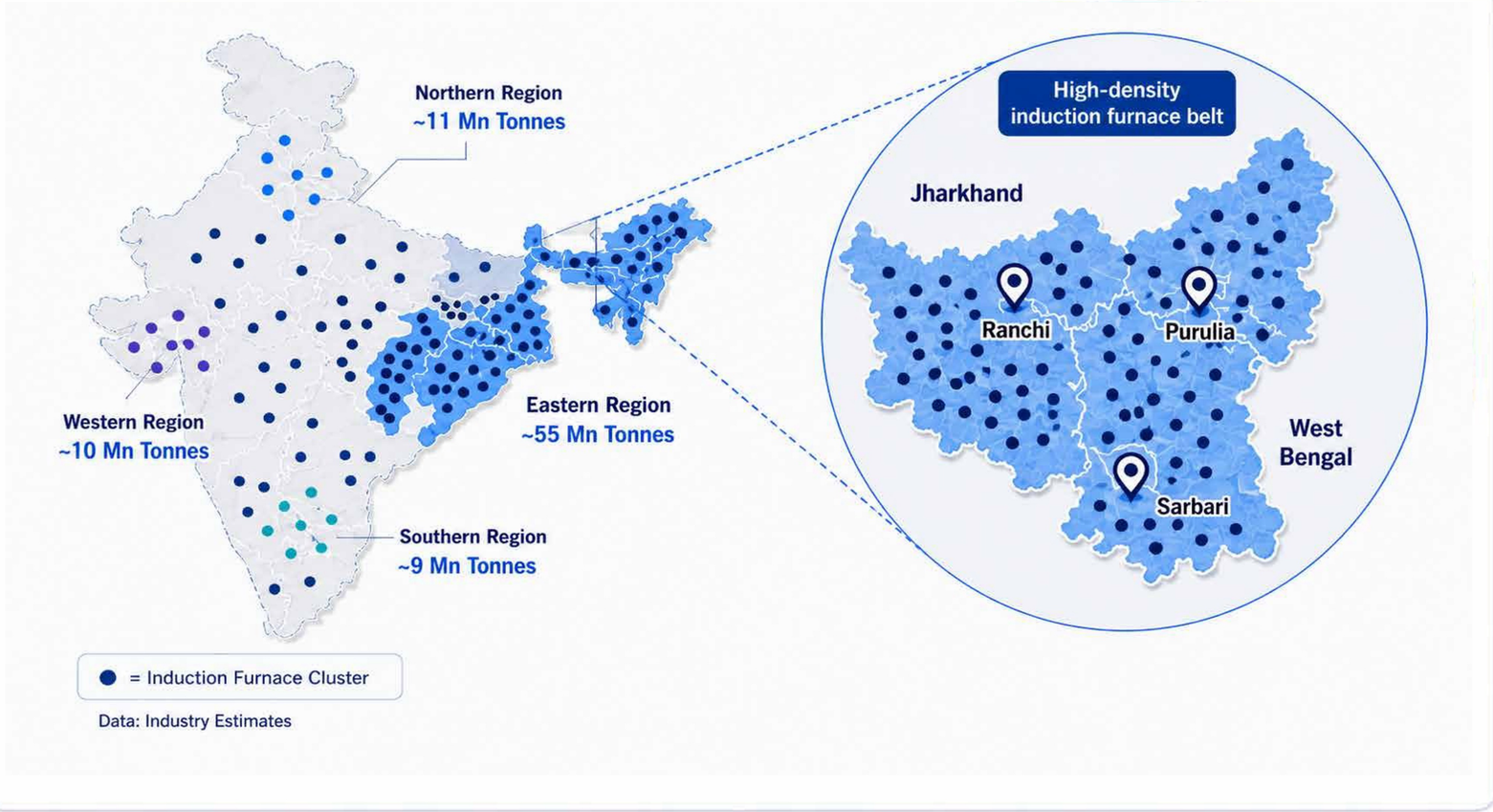



01 SARBARI UNIT

Brownfield Project

West Bengal

2,50,000 MTPA



02 RANCHI UNIT

Jharkhand

57,600 MTPA

72,000 MTPA by next 15 days



03 PURULIA UNIT

Greenfield Project

West Bengal

2,52,000- 2,54,000 MTPA

EASTERN INDIA
→Largest steel production hub (~55 Mn tonnes)

OTHER REGIONS COMBINED
→~30 Mn tonnes

MONOLITHISCH PLANTS
→ Located within highest demand clusters

Built in the highest steel cluster region of Indian Subcontinent

Source : BigMint

PRODUCT PORTFOLIO

99% premix ramming mass portfolio

Ensure consistent quality, reduces on-site errors

Improves furnace efficiency and operational output

01 FLAGSHIP GRADE

SGB - 777



02 SUPER GRADE

LG - 86



03 SPECIALITY GRADE

SLM - 999



04 SHOCK PERFORMANCE GRADE

BG - 77



05 POST MIX GRADE

SLM - 980



MULTIPLE GRADES
tailored for different furnace conditions

STRONG PRODUCT-MARKET FIT
across iron, steel, and foundry industries

SGB LIMITED - NEXT GENERATION OF EXCELLENCE



60%

CUSTOMERS EXPECTED TO SHIFT FROM SGB-777 IN Q1, FY27

Driven by performance Improvement and reliability

MARKET INTRODUCTION

Recently launched with strong initial customer response

Positioned as an upgraded premium offering

PERFORMANCE ADVANTAGE

Our most advanced product with 52-55 hour minumim heat assurance providing new industry benchmark

BUSINESS IMPACT

Premium positioning enables better realisation.

Expected to drive margin expansion

STRONG PRODUCT-MARKET FIT

across iron, steel, and foundry industries

HIGHER PERFORMANCE - HIGHER PRICING POWER driving sustainable value creation

CONSISTENT FINANCIAL PERFORMANCE

Strong track record of growth across key financial metrics

REVENUE
(₹ Cr)

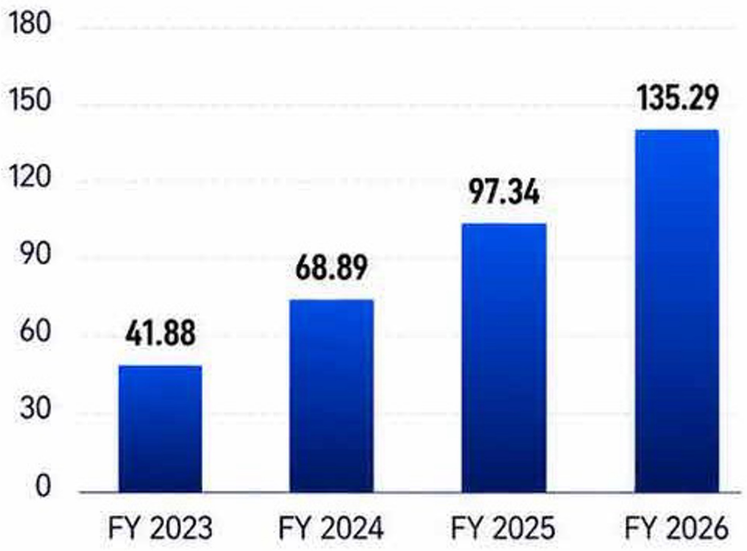

+48%
Growth (FY23–FY26)

EBITDA
(₹ Cr)

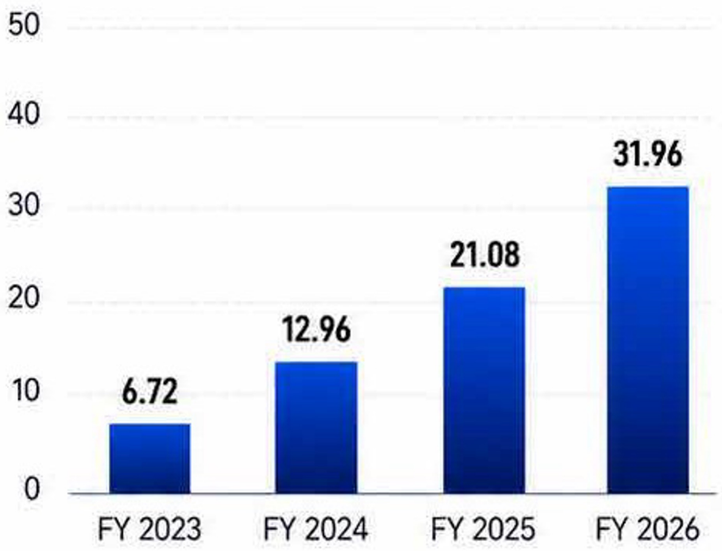

+68%
Growth (FY23–FY26)

PAT
(₹ Cr)

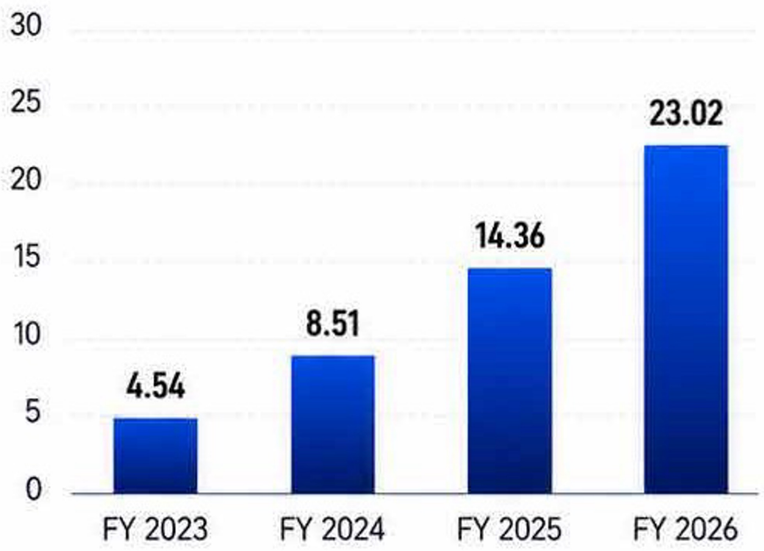

+72%
Growth (FY23–FY26)

SEQUENTIAL MOMENTUM: Q3 vs Q4 FY26

Strong sequential performance across all key financial metrics, reflecting operational strength and scale momentum, New Product driving margin expansion.

REVENUE

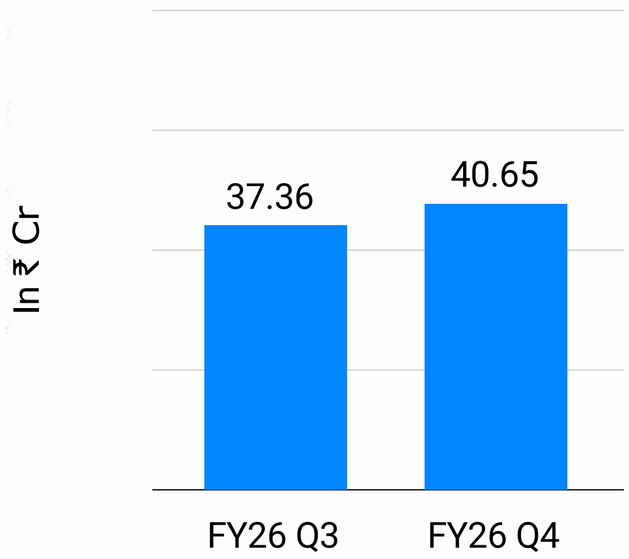

EBITDA

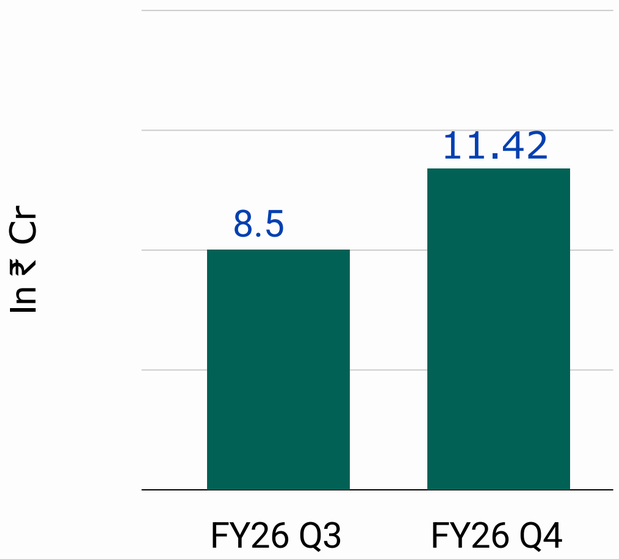

PAT

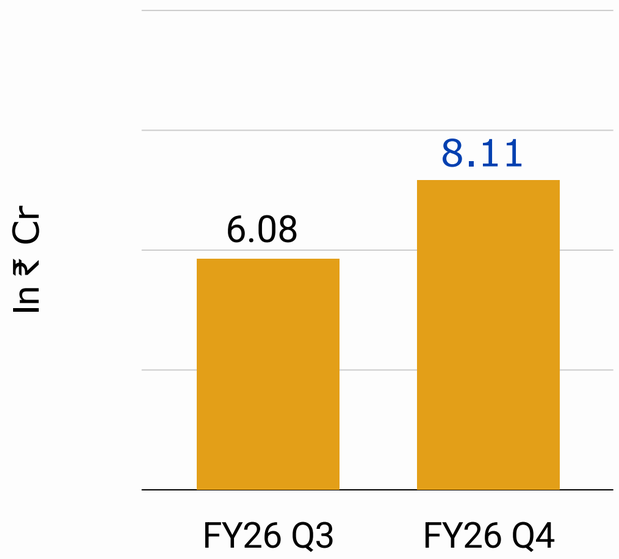

Consistent sequential growth across all key metrics, driving profitability and scale.

YoY GROWTH (Q4 FY26 vs Q4 FY25)

REVENUE (₹ Cr)

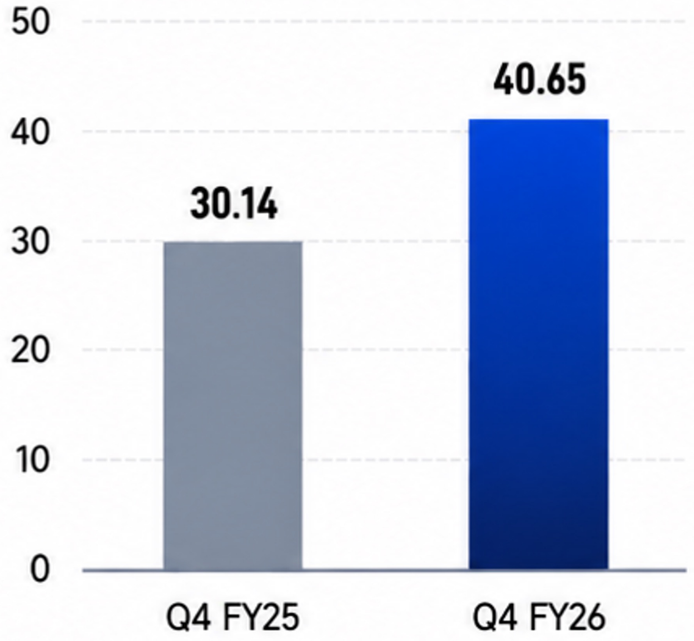

EBITDA & MARGIN (₹ Cr)

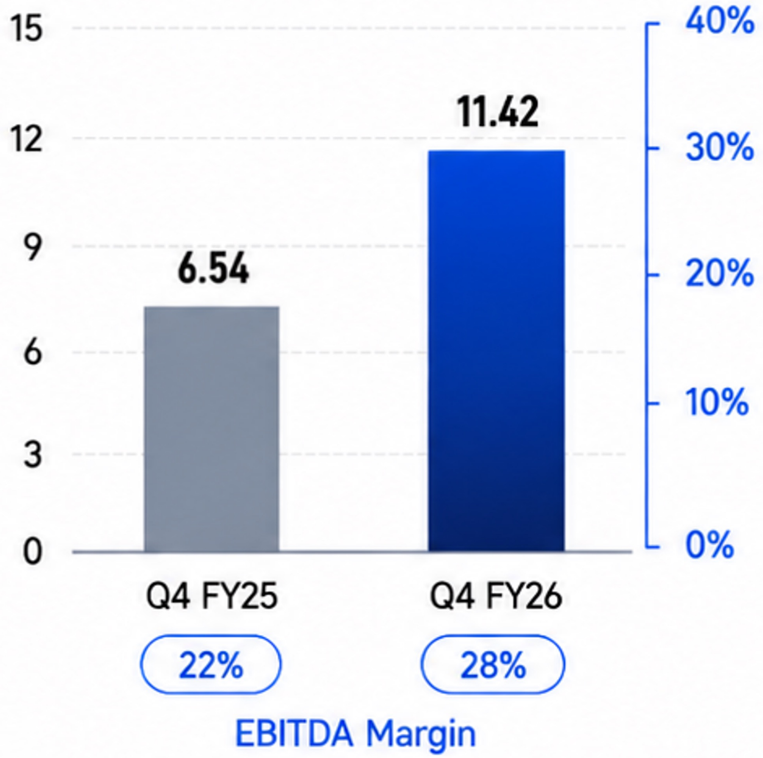

PAT (₹ Cr)

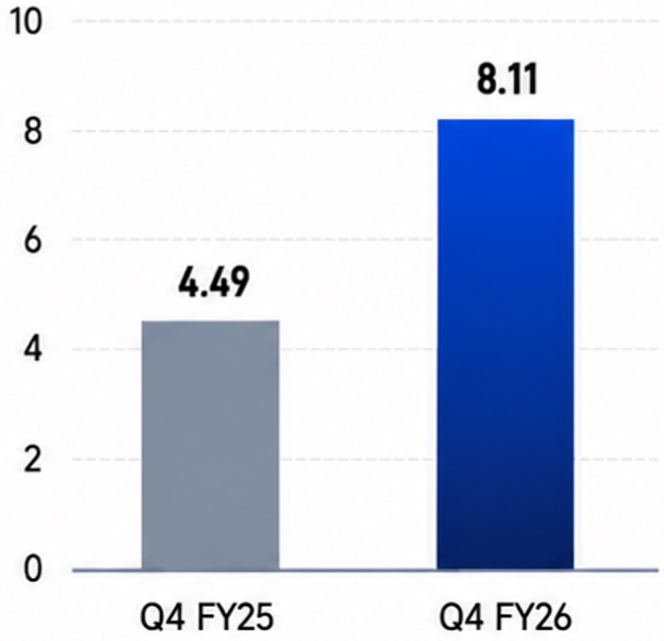

35%
growth in Revenue driven by volume

75%
growth in EBITDA
Margin expansion **29%**

81%
increase in PAT

FY 2027 GUIDANCE

Why we’re just getting started

GUIDANCE TARGETS

Revenue(FY27)	250-300 Cr
EBITDA	22-25%
Revenue(Q1’27)	52-55 Cr

WHY MONOLITHISCH WILL OUTSHINE

01 Dominance

3 plants in Eastern India's IF belt-the single highest concentration region for induction furnace steel in the country

02 SGB Limited Migration Engine

Our most advanced product with 52-55 hour minimum heat assurance providing new industry benchmark

03 METALURGICA: India's Largest Plant

252,000-254,000 MTPA greenfield facility online Q2 FY27. India's, largest and, most sustainable plant

04 Complete Utilization of IPO funds

Utilization of IPO funds will lead to better profitability and drive growth

INDIA'S STEEL SUPERCYCLE

And We're the consumable at its core



INDIA STEEL : THE BIG PICTURE

300 MT	**India steel capacity by FY31**
~ 8 % CAGR	**Industry growth rate**
35%	**EAF + Induction Funace share by FY31**
40 MT	**Annual capacity addition expected**
25 MNT	**Eastem India IF production -equals N-W+S combined**

DEMAND DRIVERS FOR RAMMING MASS

Strong shift to Induction Furnace
Rising share of secondary steel production for cost efficiency and flexibility

Higher Furnace intensity
More heats per fumace leading to increased refractory consumption per ton of stoel

Rising Efficiency & Cost Advantage
Lower capex, faster tumaround and better capital productivity driving IF adoption

Increasing adaption and per metric steel contribution by green steel (induction furnace)
Eastern India remains India's #1 hub for IF steel -25 mnt annually, larger than all other regions combined

EVERY TONNE OF STEEL. EVERY FURNACE. EVERY TIME. RAMMING MASS DRIVES RELIABILITY.

Source: ministry of steel

METALURIGICA UNIT

Geenfield expansion - world's largest single campus sustainable rammiing mass unit

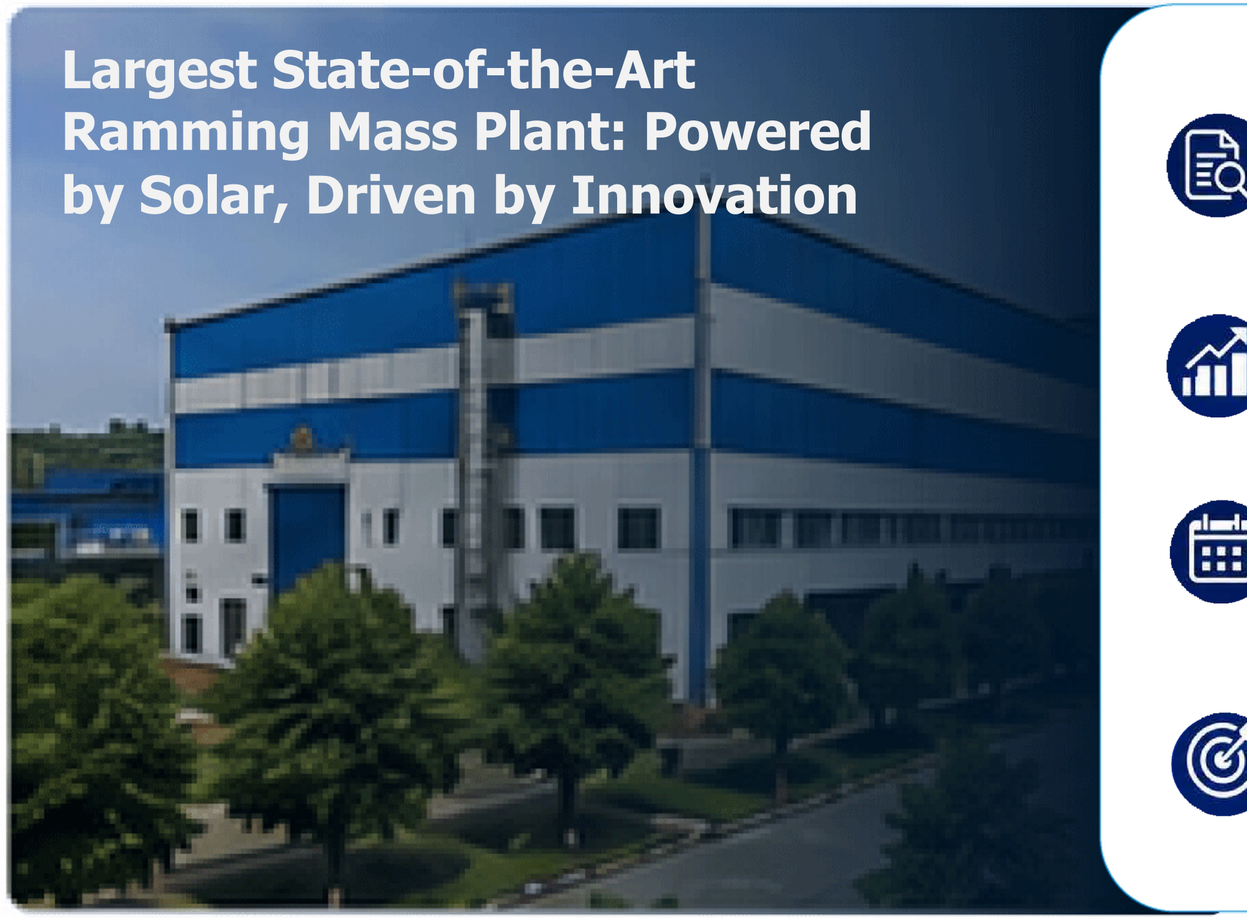

PROJECT OVERVIEW

New greenfield facility in West Bengal
Designed to capture rising demand.

CAPACITY PLAN

Planned capacity:

~252000-254000 MTPA

Significant addition to overall production base

TIMELINE

Q1 FY27 TO Q2 FY27

Execution progressing as planned

STRATEGIC ROLE

Expands presence in high-demand eastern cluster Supports long-term volume growth

Image is for illustrative purpose only

MANAGEMENT MESSAGE



Management Commentary

Mr Prabhat Tekriwal, Chairman and Whole Time Director, commenting on the results, said that "I am delighted to share that, despite prevailing macroeconomic uncertainties, Monolithisch India Limited has delivered a record-breaking performance, concluding a second consecutive record-breaking quarter in terms of revenue and profitability.

FY26 has been special, as the company achieved its highest-ever annual revenue, EBITDA, and PAT, driven by higher volumes, sustained customer demand, and improved operational efficiencies. The continued support of all our stakeholders has set Monolithisch on a course for sustained growth, and we are confident of scaling new heights in every quarter.

I am looking forward to the state-of-the-art greenfield project, which will be the largest and most sustainable ramming mass manufacturing unit on a single campus in the world, expanding our capacity to 576,000 MTPA by the end of Q1 or the beginning of Q2.

I am also delighted to announce that the company is expanding its land at the greenfield campus and has identified projects related to our products and high-value silica-based products, which will be undertaken upon the successful completion of the greenfield project.

MR. PRABHAT TEKRIWAL
CHAIRMAN
MONOLITHISCH INDIA LIMITED.

Expanding capacity with disciplined execution

Driving efficiencies and sustainable growth

Creating long-term value for our stakeholders

THANK YOU

FOR YOUR TIME AND ATTENTION

We appreciate your continued support and look forward to building a stronger, more prosperous future together.

