Expo Engineering and Projects Ltd.
(Formerly known as Expo Gas Containers Ltd.)
Expo house, 150 Sheriff Devji Street,
Mumbai 400 003, India
Tel.: +91 22 6131 9600
Website: www.expoepl.com
CIN NO.: L40200MH1982PLC027837

Ref: C:/ Expo/BSE/2026-27

31st October,2026

To,
Bombay Stock Exchange
Department of Corporate Services,
P.J. Towers, Dalal Street,
Mumbai – 400 001

Scrip Code: 526614

Sub: Investor Presentation for the Quarter and half year ended 30th September,2026

Ref.: Regulation 30 of the Securities and Exchange Board of India (Listing Obligations & Disclosure Requirements) Regulations, 2015 ('Listing Regulations')

Dear Sir,

Pursuant to Regulation 30 of the SEBI (Listing Obligations and Disclosure Requirements) Regulations, 2015, please find attached herewith Investor Presentation for the quarter and half year ended 30th September,2026

The aforesaid presentation is also being made available on the Company's website www.expogas.com

You are requested to take the same on your records.

Thanking you
Yours faithfully,
For Expo Engineering and Projects Limited
(Formerly known as Expo Gas Containers Limited)

Digitally signed by HASANAIN SHAUKATALI MEWAWALA
Date: 2026.10.31 13:06:06 +05'30'

Hasanain S. Mewawala
Managing Director
(DIN:00125472)

ISO 9001 ISO 14001 OHSAS 45001
ASME, 'U', 'R', 'NB'
IBR, PESO



INVESTOR PRESENTATION

Q2 FY27

https://expogas.com/

DISCLAIMER

This presentation and the accompanying slides, prepared by Expo Engineering and Projects Ltd. (the "Company"- formally known as Expo Gas Containers Ltd), are intended solely for informational purposes and do not constitute an offer, recommendation, or invitation to purchase or subscribe for any securities. No offering of the Company's securities will be made except through a statutory offering document containing detailed information about the Company.

The Company has prepared this presentation based on information it considers reliable but makes no representations or warranties, express or implied, regarding the truth, accuracy, completeness, fairness, or reasonableness of its contents. This presentation may not be exhaustive and may not include all information considered material. Any liability for the contents or omissions is expressly excluded.

This presentation contains forward-looking statements regarding the Company's future business prospects and profitability, which are subject to risks and uncertainties. Actual results may differ materially from these statements due to factors such as earnings fluctuations, competition, economic conditions, and regulatory changes.

TABLE OF CONTENTS

01 **Q2 FY 27 Financial** highlights

02 **Company** overview

03 **Business** Overview

04 **Financial** Highlights

05 **Industry** Opportunity

06 **Way** Ahead

ABOUT US

Established in 1982 under the visionary leadership of the **late Mr. Shaukatali Mewawala,** a passionate engineer and IIT Bombay alumnus. We began by manufacturing LPG cylinders at our facility in Murbad, Thane. Over the years, we have evolved into a prominent **heavy engineering company** specializing in the manufacturing of diverse **process plant equipments.**

- We manufacture a wide range of process plant equipments, including **high-pressure vessels, heat exchangers, reactors, columns, and custom-built fabrications.**
- We provide end-to-end engineering solutions, from **design and manufacturing to fabrication and installation.**
- With over 4 decades of experience, we have served diverse industries, including **oil and gas**, **green hydrogen, petrochemicals, chemicals, pharmaceuticals, and power,** both in India and internationally and have established ourselves as a trusted partner across these sectors.

Proudly Certified

ISO 9001:2015

ISO 14001:2015

ISO 45001:2018

11+ STATES
PRESENCE ACROSS

1
STATE OF THE ART MANUFACTURING FACILITY

Rs. 15.01 crore
FY 27 REVENUE

30
NO OF PROJECTS IN HAND

43
EMPLOYEES

Rs. 141.14 crore
ORDER BOOK

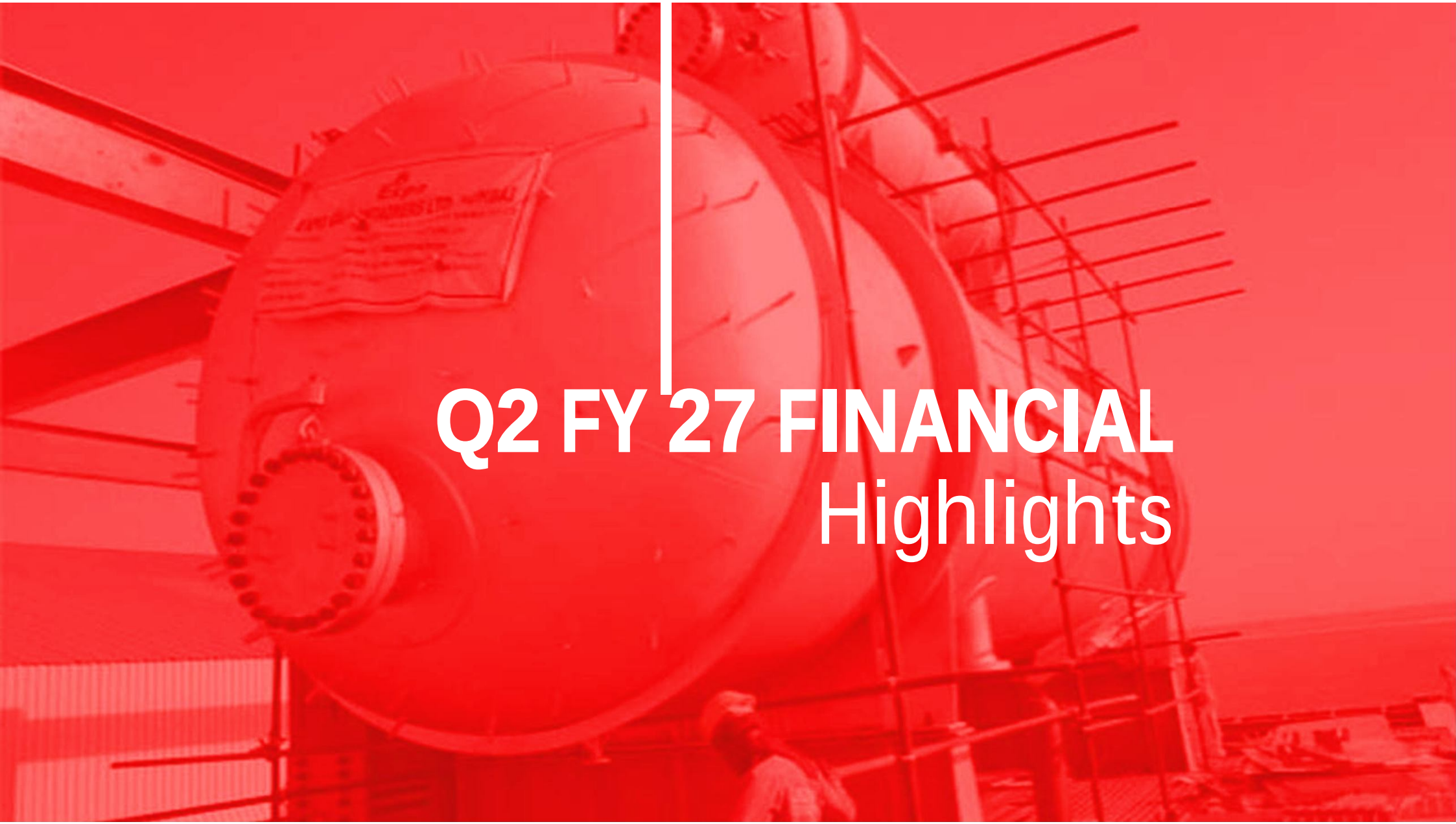

Q2 FY 27 FINANCIAL
Highlights

MANAGEMENT COMMENT



Murtuza S. Mewawala

Chairman

"I am pleased to share that Expo Engineering & Projects Ltd delivered a profitability-focused performance in Q2 FY27, underpinned by disciplined execution and continued emphasis on operational efficiencies.

For Q2 FY27, the Company reported Revenue from Operations of ₹15.01 crore, with EBITDA of ₹1.66 crore and EBITDA margins almost same as last quarter. Our focus during the quarter remained on sustaining in the market and maintaining business efficiency.

The Company's order book as on 30th Sept 2026 stands at ₹ 141.41 Cr (net) and ₹ 167.45 Cr (gross) with new order in this quarter from IOCL of ₹ 15.69 Cr, 3 orders from BPCL amounting to ₹ 4.22 Cr, ₹ 3.60 Cr and ₹ 1.89 Cr, 2 orders from L & T of ₹ 3.58 Cr, ₹ 0.79 Cr and Revised Order from Zeeco India of ₹ 8.30 Cr . With this order book the Company is in the path of excellent performance in the current year.

We remain focused on prudent capital deployment, operational efficiency, and timely execution across ongoing and upcoming projects. With continued participation in ongoing tenders and established execution capabilities in the oil and gas segment, we expect incremental order accretion in the coming quarters. These additions to the order book are expected to support revenue visibility and operational momentum, while reinforcing our presence across key public sector clients."

Q2 FY27 CONSOLIDATED FINANCIAL HIGHLIGHTS

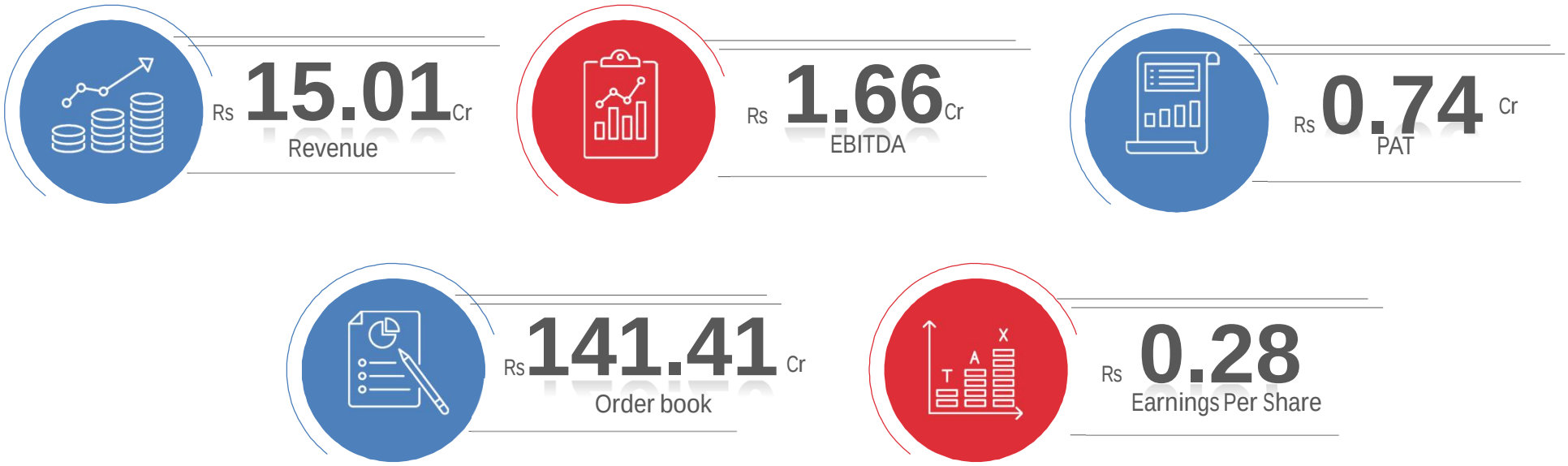

ORDER BOOK SPLIT- Q2 FY27

By Product

PARTICULARS (RS IN CR)	AMOUNT	%
Storage Tanks	129.07	91%
Vessels	12.34	9%
Total	**141.41**	**100%**

By Geography

PARTICULARS (RS IN CR)	AMOUNT	%
Bihar	1.85	1%
Gujarat	63.96	45%
Ladakh	2.19	2%
Maharashtra	30.63	22%
Orissa	3.46	2%
Karnataka	0.14	0%
West Bengal	22.75	16%
Rajasthan	1.11	1%
Haryana	15.32	11%
Total	**141.41**	**100%**

Order Book Bifurcation By Product

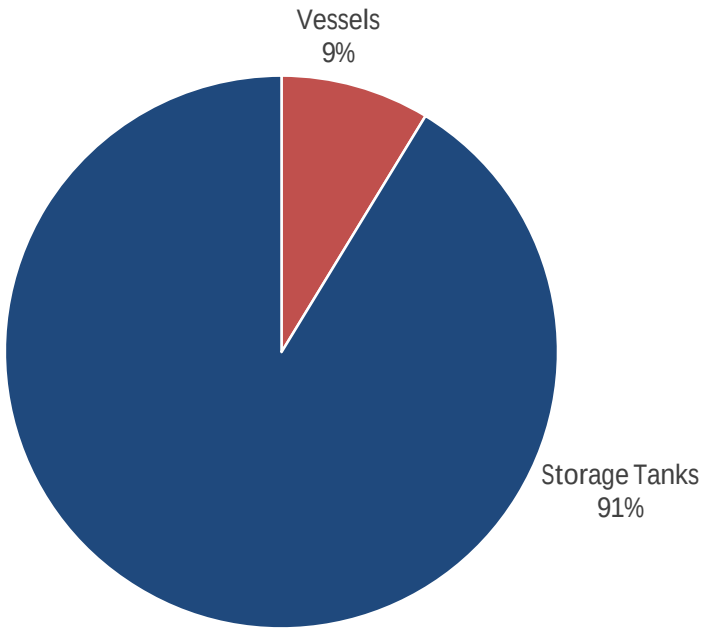

REVENUE BREAKUP- Q2 FY27

By Product

PARTICULARS (RS IN CR)	AMOUNT	%
Storage Tanks	11.78	78%
Vessels	3.23	22%
Total	**15.01**	**100%**

By Geography

PARTICULARS (RS IN CR)	AMOUNT	%
Gujarat	3.62	24%
Ladakh	2.98	20%
Maharashtra	3.70	25%
Odisha	1.16	8%
Rajasthan	0.15	1%
Haryana	1.13	8%
West Bengal	2.27	15%
Total	**15.01**	**100%**

Revenue Bifurcation By Product

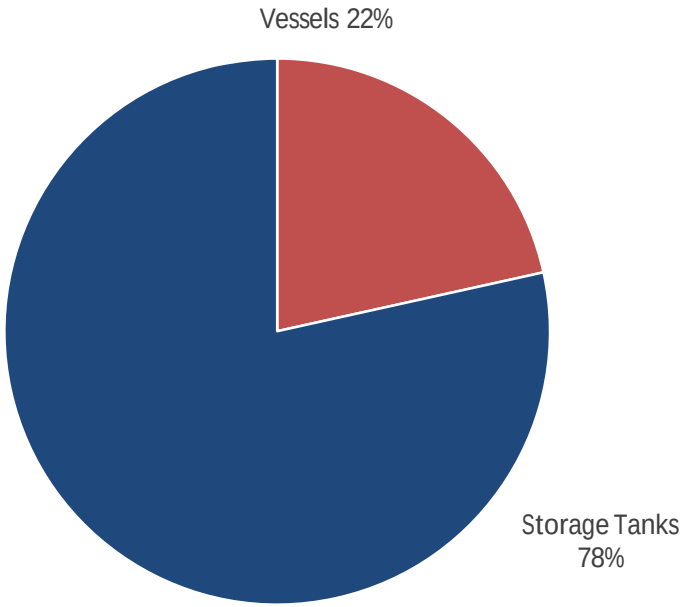

SIGNIFICANT DEVELOPMENTS

Order info for this quarter

- M & I Order Work of Crude Oil Storage Tank of ₹ 15.69 Cr at IOCL WRPL, Viramgam
- Zeeco India Revised Order for Thermal Oxidizers and Refractory Related Services, Combustion Ducting Air, Platform and Ladder of ₹ 8.30 Cr
- Tankage Jobs from BPCL amounting to ₹ 4.22 Cr for Enhancing Safety Integrity of AG IFR Tank TK-12 at Haldia Coastal Installation
- 2 Orders from L & T of ₹ 3.58 Cr and ₹ 0.79 Cr, one for 26 Sets Clean Out Doors and 7 Sets Manholes A/c at HIL, Kansariguda & other for Blasting and Painting of Stock House Ducts A/c AMNS BF#3 Project at Hazira, Gujarat
- Tank Fabrication Work-SAF Project at BPCL Mumbai Refinery of ₹ 3.60 Cr
- Installation of Internal Aluminium Floating Roof on Tank 434 and Tank 433 at BPCL Mumbai Refinery for ₹ 1.89 Cr



SIGNIFICANT DEVELOPMENTS

Fund Utilisation & Strategic Fund Raising

- Successfully raised funds through preferential allotment, issuing 31,45,715 equity shares aggregating to Rs 22.02 Cr in Q2 FY27.

- These funds have been fully utilized in the following manner:
  - Repayment of debts i.e existing loan repayment of banks ₹ 14 Cr
  - Augment Working capital needs of the Company ₹ 5.02 Cr
  - For General Corporate Purposes ₹ 3 Cr





COMPANY overview

JOURNEY SO FAR

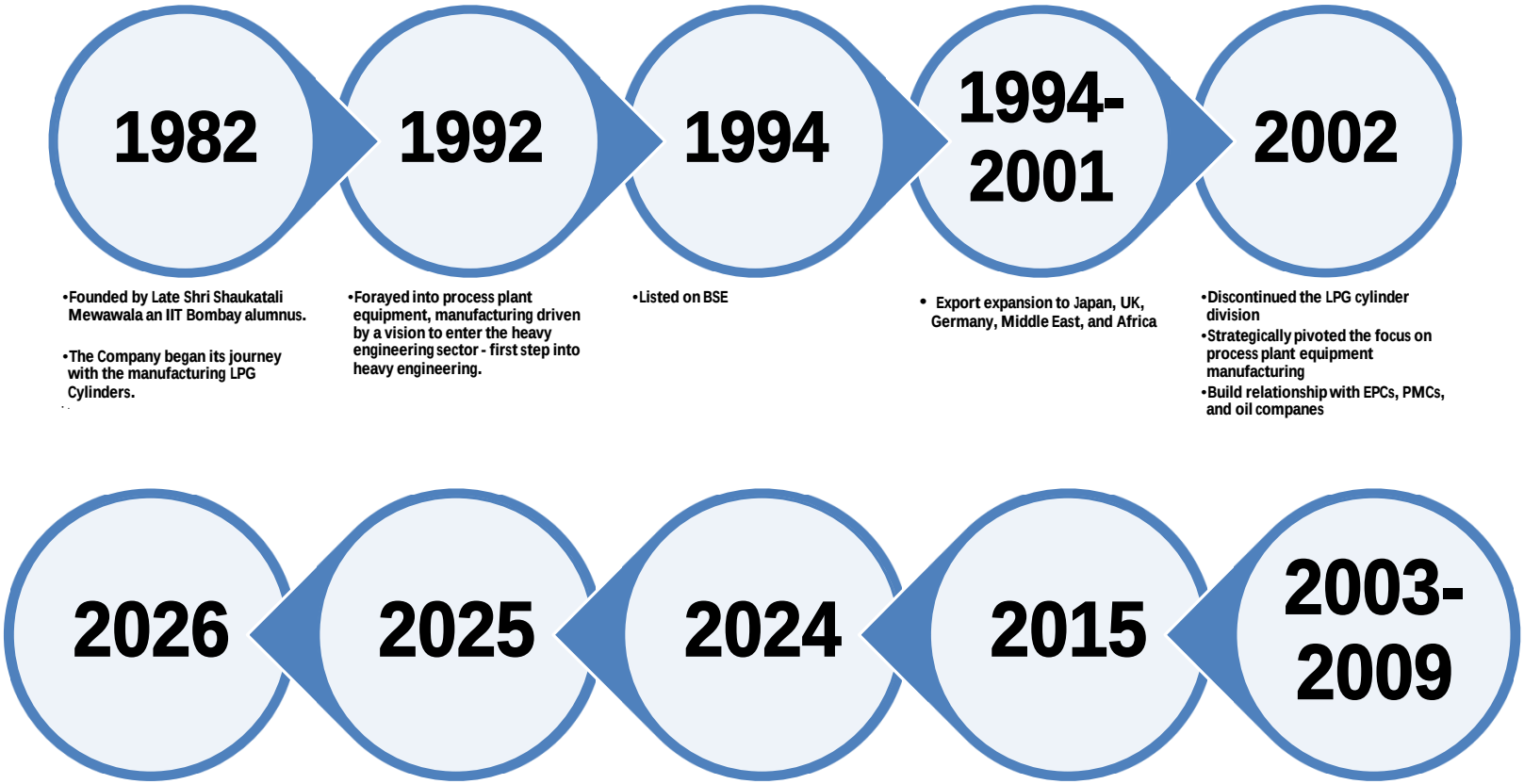

KEY MANAGEMENT



Murtuza s. Mewawala

Chairman

He pursued production engineering at Somaiya College. Later, he earned a Bachelor's in Finance & Economics from Bryant University, Rhode Island, USA. After graduating and working briefly at Merrill Lynch in New York, he joined Expo Gas Containers Ltd., when he came back to India. In 2015, he became Chairman and has since overseen the company's strategy, planning, and governance.



Hasanain s. Mewawala

Managing director

With 20+ years of experience in engineering, construction, and manufacturing, he began his career in 2001, focusing on maintenance and shutdown services for major oil & gas companies. In 2009, he joined Expo Gas Containers Ltd., initially assisting with projects and later taking on a leadership role upon becoming the Managing Director. He now oversees operations and has been the driving force behind the company's growth playing a pivotal role in solidifying Expo's position in the industry.



Sajjadhussein m. Nathani

Executive director

A seasoned finance professional with over 30+ years of experience, he has played a crucial role in the company's financial growth and stability. He has proficiently managed the company's financial affairs, highlighting his exceptional leadership and strategic insight. His forward-thinking approach has been instrumental in transforming the company's financial landscape and ensuring long-term success.



BUSINESS overview

BUSINESS SEGMENTS



Process Plant Equipment Manufacturing

- Specializes in high-pressure vessels, heat exchangers, reactors, columns, and custom-built fabrications.
- Offers complete services from design and manufacturing to fabrication and installation.



On-Site Engineering Projects

Specialize in **on-site engineering projects,** including fixed and floating roof storage tanks, huge site-fabricated equipments, mounded bullets, horton spheres, and the fabrication and erection of equipments.



Maintenance & Inspection Services

Our services also include the **maintenance, inspection, and repair** of crude oil storage tanks, aluminum dome roof tanks, and process plant equipments. Furthermore, we specialize in the **installation** of column internals and **the complete revamping** of columns and vessels, etc.

.

Metallurgies we specialize in

carbon steel, NACE, NACE + HIC, stainless steel, duplex steel, inconel, monel, alloy steel, hastelloy and cladded steel in all metallurgies.

PROCESS PLANT EQUIPMENT

Pressure Vessel



Column / Towers



Heat Exchanger



Deaerators



ON-SITE ENGINEERING PROJECTS

Cone / Dome Roof Tanks



Floating Roof Tanks



Horton Spheres



Column Internals & Revamp



Maintenance, Shut Down / Revamp



Fabrication & Erection of Equipments



Bullets – Mounded Storage & Above Ground Bullets



Project Piping



INDUSTRIES CATERED



GREEN HYDROGEN



CHEMICALS



POWER



REFINERIES



PHARMACEUTICALS



STEEL

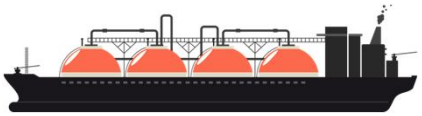

LNG



PETROCHEMICALS



FERTILIZER

KEY STRENGTHS

Experienced Management

Over 5 decades of experience in this business - supported by team of professionals with more than 2 decades of experience

Cost effective and Quality Manufacturing

Certified as an authorized ASME U & R stamp manufacturer - manufacturing custom made equipment



Strong Geographical Footprint

Exporting tailor-made equipment to Indonesia, Russia, Israel, USA, Bangladesh and other countries

Strong Brand value and repeat Customer orders

- Well diversified presence across Oil & Gas, Petrochemicals, LNG Chemicals, Pharmaceuticals, Steel Sector fertilizers, Agrochemicals, and Specialty Chemicals Industries.
- Majority of clients are long-term partners, with a significant portion associated with the Company for over 5-10 years.
- High level of client stickiness with repeat business forming a large share of revenues.

MANUFACTURING CAPABILITIES

- Our manufacturing facility is strategically located in Murbad, Thane, approximately 90 kms north of Mumbai, covering a total plot area of nearly 5 acres (20,234.3 Sq. M)
- The main fabrication bay measures 120 Mtrs in length, 20 Mtrs in width. In 2009, this bay was further extended by an additional 42 Mtrs in length, increasing the height below the crane hook to 9 Mtrs.

EQUIPMENT DIMENSIONS	SIZE
Diameter of equipment	Up to 9 Mtrs
Length of equipment	Up to 120 Mtrs
Weight of equipment	Up to 350 Ton
Tube Sheet Thickness	Up to 300 mm
Maximum Plate Width	2.5 Mtrs & 3 Mtrs
Rolling Capacity of Plate	Up to 70 mm x 3 Mtrs width

AREA ALLOCATION	SIZE
Heavy Fabrication Bay	4,000 Sq. M
Medium & Light Fabrication Bay	3,473 Sq. M
Open Yard Facility	11,324 Sq. M

MATERIAL HANDLING EQUIPMENTS	SIZE
Electric Overhead Travelling Cranes	Up to 75 MT
Hydraulic Jacks	Up to 150 MT
CNC Profile cutting Machine	100 mm Oxy Fuel & 35 mm Plasma

PROCESS	EQUIPMENT
Submerged Arc Welding	SAW mounted on Column, Boom & Trolley type DC Power Sources – 1500, 1000 Amp Bode Long Seamer
Flux Cored Arc Welding	Thyristorised Rectifier (CC/CV)
Gas Tungsten Arc Welding	High Frequency Units Invertors
Automatic Shot Blasting Machine	Blast Wheel Size: 349 mm Ø

MARQUEE CLIENTS

THERMAX	GAIL	IndianOil	TOYO ENGINEERING	Bharat Petroleum	LP GAS
ADNOC	CPCL	EIL	HP	ONGC	
Reliance Industries Limited		SAMSUNG ENGINEERING	GFL GUJARAT FLUOROCHEMICALS	Navin Fluorine International Limited	ZEECO
Hitz Hitachi Zosen	CB&I	SHV ENERGY	galana energies	Cipla	
ISGEC	STORK	India Gypsum	KRL KOCHI REFINERY LTD	GS E&C Mumbai Pvt. Ltd.	CAIRN

NO OF PROJECTS















FINANCIAL
Highlights

CONSOLIDATED FINANCIAL PERFORMANCE– Q2 FY 27

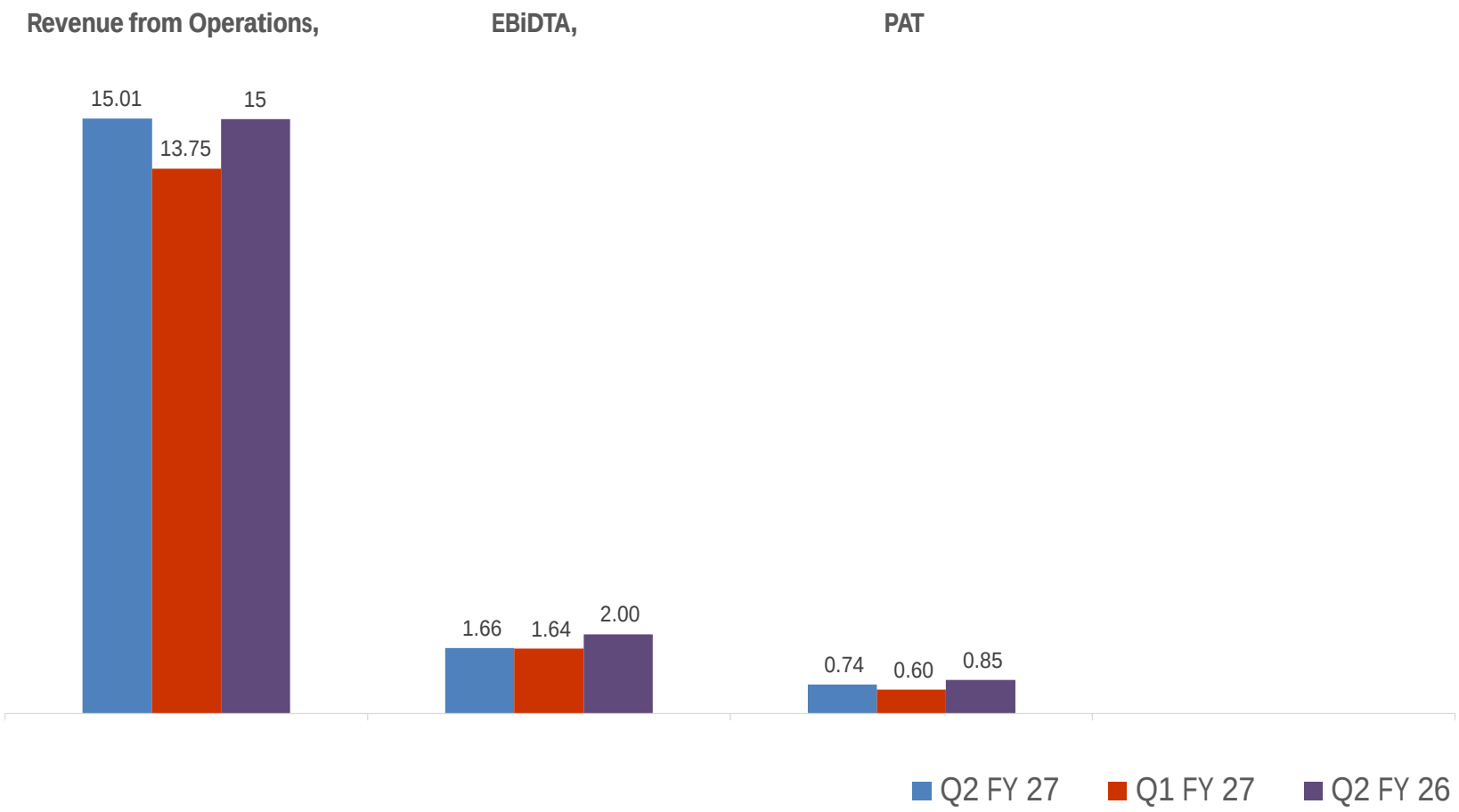

CONSOLIDATED PROFIT & LOSS STATEMENT

Particulars (Rs. Cr)	Q2 FY 27	Q1 FY 27	Q2 FY 26	H1 FY 27	H1 FY 26	FY26	FY25
Revenue from Operations	15.01	13.75	15.00	28.76	32.85	68.22	114.74
Other Income	0.00	0.00	0.00	0.00	0.00	0.18	0.15
Total Revenue	15.01	13.75	15.00	28.76	32.85	**68.40**	114.89
Cost of Raw Materials	5.17	4.83	2.89	9.99	7.50	16.49	40.57
Employee Benefit Expenses	2.78	2.12	2.56	4.90	4.70	10.52	10.53
Other expenses	5.41	5.15	7.55	10.56	16.73	34.89	55.31
EBITDA *(Excl. Other Income)*	1.66	1.64	2.00	3.30	3.91	**6.32**	8.33
EBITDA Margin (%)	11.05%	11.96%	13.38%	11.49%	11.92%	**9.26%**	7.26%
Depreciation and Amortization	0.06	0.07	0.10	0.12	0.21	0.38	0.46
Finance Cost	0.86	0.97	1.05	1.84	1.81	3.71	3.91
PBT	0.74	0.60	0.85	1.34	1.89	**2.41**	4.12
Total tax	0.00	0.00	0.00	0.00	0.00	0.67	0.93
PAT	0.74	0.60	0.85	1.34	1.89	**1.74**	3.18
PAT Margin (%)	4.91%	4.42%	5.65%	4.67%	5.76%	**2.77%**	2.77%
Basic EPS (Rs.)	0.28	0.27	0.37	0.52	0.83	0.85	1.37

CONSOLIDATED BALANCE SHEET

Liabilities Rs. In Cr.	As on 30th Sept 26	As on 31st Mar 26	As on 31st Mar'25
Equity	**57.13**	**39.27**	**31.84**
Equity Share Capital	10.38	9.12	9.12
Other Equity	46.75	24.65	22.72
Minority Interest	0.00	0.00	0.00
Warrant application Money pending allotment	0.00	5.50	0.00
Non-current liabilities	**3.98**	**3.91**	**5.33**
Borrowings	2.40	0.28	0.95
Trade Payables	1.52	3.57	4.23
Deferred Tax Liabilities	0.06	0.06	0.16
Current liabilities	**25.38**	**43.80**	**44.75**
Short term Borrowings	19.27	32.35	30.19
Trade Payables	3.15	7.25	11.13
Short term Provisions	2.96	4.20	3.43
Current Tax Liabilities (Net)	0.00	0.00	0.00
Total Equities & Liabilities	**86.49**	**86.98**	**81.92**

Assets Rs. In Cr.	As on 30th Sept 26	As on 31st Mar 26	As on 31st Mar'25
Non-current assets	**13.67**	**13.63**	**9.27**
Property, Plant and equipment	5.09	5.19	4.90
Intangible Assets	0.00	0.00	0.00
Non Current Investments	0.10	0.00	0.00
Long term Loans & Advances	0.79	0.79	0.91
Trade Receivables	6.85	6.80	2.39
other non current asset	0.84	0.85	1.07
Current assets	**72.82**	**73.35**	**72.65**
Inventory	52.51	49.99	40.79
Trade Receivables	10.19	13.69	20.49
Cash & Cash Equivalents & Bank Balances	0.01	0.01	0.01
Bank Balances other than above	2.37	2.95	3.04
Loans	7.74	6.71	8.32
Total Assets	**86.49**	**86.98**	**81.92**



Industry Opportunity

INDUSTRY OPPORTUNITY

SOARING ENERGY REQUIREMENTS

- Oil demand to **double to 11 million barrels/day by 2045.**
- Diesel demand expected to reach **163 MT by 2029-30**, covering 58% of oil demand by 2045.
- Natural gas consumption to grow, supported by LNG imports.

ACCELERATING REFINING & STORAGE EXPANSION

- Refining capacity rose from 215.1 to **256.8 MMTPA,** projected to **309.5 MMTPA by 2028.**
- 50% commercialization of **Strategic Petroleum Reserves (SPR)** underway to fund new storage capacity.
- Expected **US$ 25 billion** investment in exploration, production & infrastructure.

Robust Policy & Investment Climate

- **100% FDI** allowed in upstream & private refining projects.
- Union Budget 2025-26 allocated **₹5,597 crore (US$ 640 million)** for Phase II of ISPRL to expand underground petroleum storage.

STRATEGIC OPPORTUNITIES FOR EXPO ENGINEERING & PROJECTS LTD

With India's crude oil imports projected to exceed and rising LNG imports, along with plans to expand strategic petroleum reserves and strong petroleum exports, there is a significant opportunity for Company to supply advanced high-pressure storage vessels, gas cylinders, and specialized containers, positioning the company to capitalize on the growing need for safe, reliable oil and gas storage solutions.

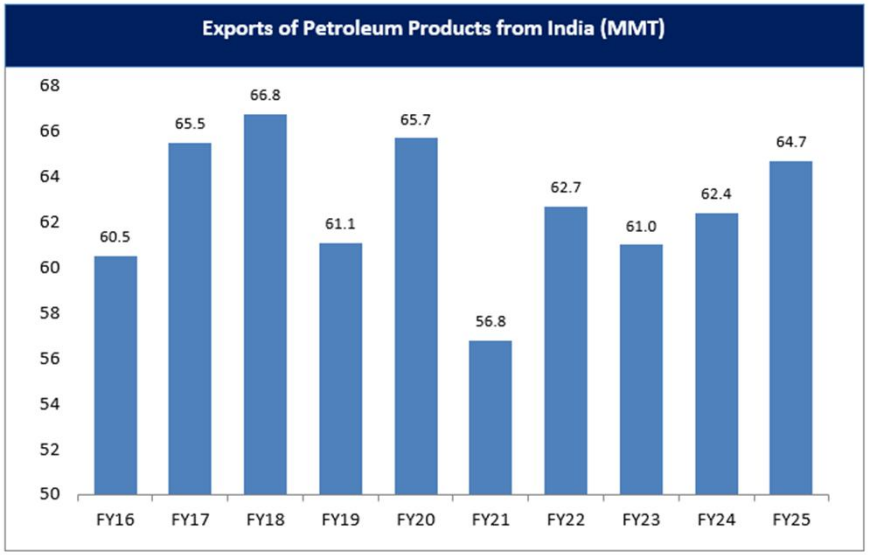

Source: *Ministry of Petroleum and Natural Gas, (MMT - Million Metric Tonnes)*

Source:[India's Oil and Gas Sector: Natural Gas & Petroleum | IBEF]

INDUSTRY OPPORTUNITY

INDIA'S SPR EXPANSION PLANS



6 new strategic reserve sites planned, targeting **90 days of crude backup** (up from ~77 days).



Oil companies in India are **rapidly expanding petrochemical and refining** capacities to meet rising demand..



Current reserves cover just 9.5 days; expansion will **significantly increase national storage capacity.**

WHY THIS MATTERS

- India imports **85% of crude oil;** disruptions (e.g., Strait of Hormuz risks) can cripple supplies.
- Recent West Asia tensions highlight the need for larger reserves.
- Each 1 MMT reserve requires **~₹2,500 crore investment,** creating multi-billion-dollar demand for storage solutions.

EXPO ENGINEERING AND PROJECTS LTD: POSITIONED TO LEAD



Proven expertise in **heavy engineering and specialized storage tanks.**



Capability to deliver **customized, large-scale storage solutions**



Track record of serving oil & gas, defense, and energy sectors — making Expo a natural partner for upcoming SPR projects.

NEW INDUSTRY OPPORTUNITY

INDIA'S INDUSTRIAL GROWTH LEVERS

Steel capacity being scaled from 145 MT to **300 MT by 2030** to meet surging infrastructure, auto & housing demand.

National Green Hydrogen Mission targets **5 MMT/year** green H2 output by 2030, with green ammonia exports scaling fast.

Coal gasification capacity of **100 MT targeted by 2030**, converting coal to syngas for fertilizers & chemicals.

WHY THIS MATTERS

- India's steel demand is growing **8% CAGR** on infrastructure, housing & EV growth, pushing mills to add fresh capacity.
- Green hydrogen & ammonia projects need large-scale **cryogenic and pressurized storage**, part of an ₹8 lakh crore investment pipeline by 2030.
- Coal gasification plants require specialized **gasifiers, pressure vessels & gas storage tanks** to cut import dependence in fertilizers & chemicals.

EXPO ENGINEERING AND PROJECTS LTD: POTENTIAL & POSITIONING

Proven expertise in **heavy engineering and process equipment fabrication.**

Capability to deliver customized **pressure vessels, storage tanks & gas handling systems.**

Track record across steel, energy & process industries — a natural partner for India's industrial expansion.


WAY
Ahead

WAY AHEAD

Continue bidding for projects aligned with our strengths and capacity, sustaining our track record in tender wins.

Upgrade qualifications to participate in large-value tenders, targeting the elite bracket with less competition and higher value addition.

Leverage upgraded manufacturing facilities to ensure faster production cycles and timely deliveries.

Expand customer base beyond Public Sector Oil companies, focusing on sectors such as Chemicals and Steel manufacturing.

Enlist with overseas Project Management Consultants to increase export share in heavy engineering equipment.

Explore manufacturing of equipment using exotic materials for high-value, precision-engineered products with enhanced capabilities.



THANK YOU!

Contact us

https://expogas.com/

compliance@expogas.com

(022) 6131 9600

Expo House,150, Sheriff Devji Street, Mumbai - 400 003.