Hi-TECH PIPES
BUILDING A NEW INDIA

011-48440050
Info@hitechpipes.in
www.hitechpipes.in

Date: November 12, 2025

To,

Manager, **National Stock Exchange of India Limited** Exchange Plaza, Plot No. C/1, G Block, Bandra Kurla Complex- Bandra (E), Mumbai-400051 ***NSE Symbol: HITECH***	Listing Department, **BSE Limited** Phiroze Jeejeebhoy Towers, Dalal Street, Fort Mumbai- 400001 ***Scrip Code: 543411***

Subject: Investor Presentation on Un-Audited Financial Results for the Quarter and Half year ended September 30, 2025

Dear Sir/ Madam,

Pursuant to the regulation 30 of SEBI (Listing Obligations and Disclosure Requirements) Regulations, please find enclosed herewith a copy of presentation with respect to the Un-Audited Financial Results for the Quarter and Half year ended September 30, 2025.

Kindly take the above information on record and oblige.

Thanks and Regards

For **Hi-Tech Pipes Limited**

For HI-TECH PIPES LIMITED
ARUN KUMAR
Digitally signed by ARUN KUMAR
Date: 2025.11.12 19:42:16 IST
Company Secretary

Arun Kumar
Company Secretary &
Compliance Officer

Encl: As above



Hi-TECH PIPES

BUILDING A NEW INDIA

INVESTOR PRESENTATION

Q2&H1FY26

TABLE OF CONTENT

- Financial & Operational Highlights
- Annual Financial Performance
- New Initiatives
- Company Overview
- Strategic Focus & Future Prospects
- Connect With Us

SAFE HARBOUR

This Presentation and the accompanying slides (the "Presentation"), which have been prepared by Hi-Tech Pipes Ltd. (the "Company"), have been prepared solely for information purposes and do not constitute any offer, recommendation or invitation to purchase or subscribe for any securities, and shall not form the basis or be relied on in connection with any contract or binding commitment whatsoever.

This Presentation has been prepared by the Company based on information and data which the Company considers reliable. This Presentation may not be all inclusive and may not contain all of the information that you may consider material. Any liability in respect of the contents of, or any omission from, this Presentation is expressly excluded.

This presentation contains certain forward-looking statements concerning the Company's future business prospects and business profitability, which are subject to a number of risks and uncertainties and the actual results could materially differ from those in such forward-looking statements. The risks and uncertainties relating to these statements include, but are not limited to, risks and uncertainties regarding fluctuations in earnings, our ability to economic growth in India and abroad, ability to attract and retain highly skilled professionals, time and cost over runs on contracts, our ability to manage our international operations, government policies and actions regulations, interest and other fiscal costs generally prevailing in the economy. The Company does not undertake to make any announcement in case any of these forward-looking statements become materially incorrect in future or update any forward-looking statements made from time to time by or on behalf of the Company any of these forward-looking statements become materially incorrect in future or update any forward-looking statements made from time to time by or on behalf of the Company



KEY PERFORMANCE INDICATORS– Q2FY26(CONSOLIDATED)

REVENUE (RS CRORE)

+21.66% Y-O-Y

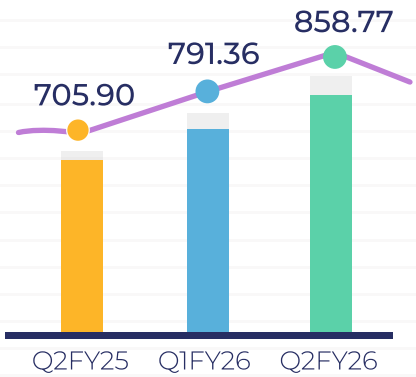

EBITDA (RS CRORE)

+5.08% Y-O-Y

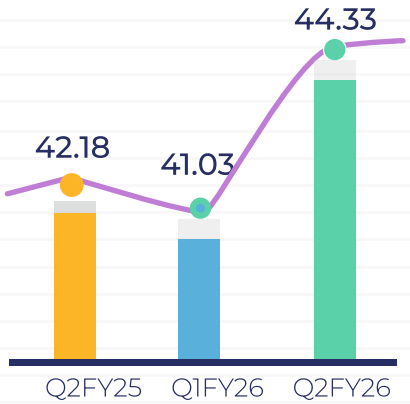

PAT (RS CRORE)

+11.86% Y-O-Y

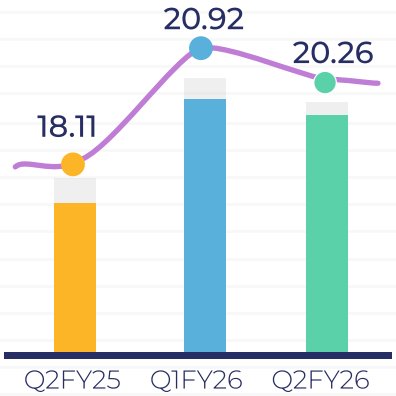

SALES VOLUME (MT)

+1.78% Y-O-Y

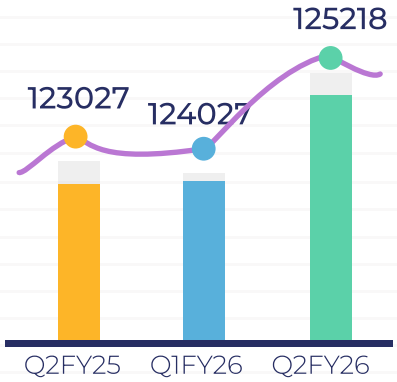

EBITDA PER MT (RS)

+3.24% Y-O-Y

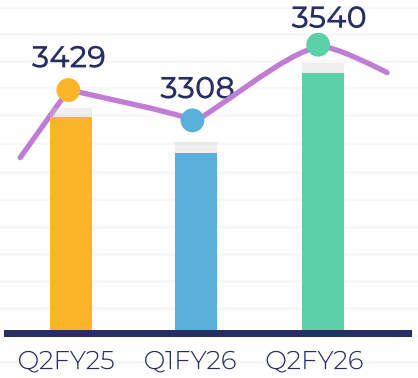

KEY PERFORMANCE INDICATORS– H1FY26 (CONSOLIDATED)

REVENUE (RS. CRORE)

+4.91%

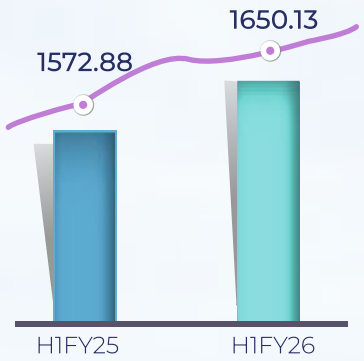

EBITDA (RS. CRORE)

+0.58%

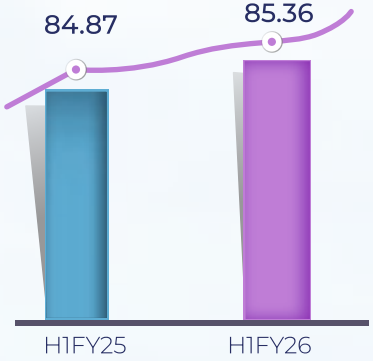

PAT (RS. CRORE)

+13.87%

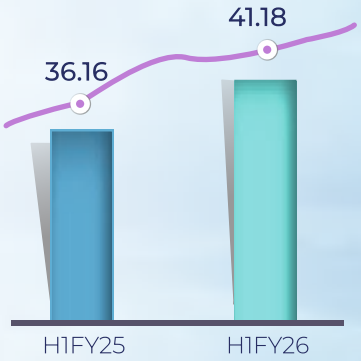

SALES VOLUME (MT)

+1.66%

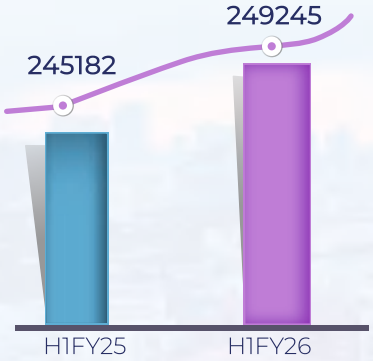

EBITDA PER MT (RS. CRORE)

(1.06)%

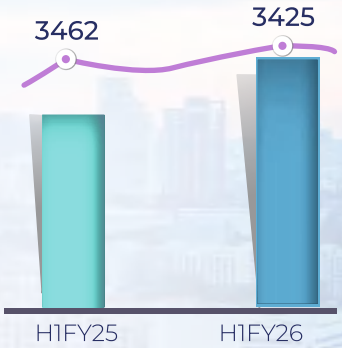

CONSOLIDATED PROFITABILITY HIGHLIGHTS –Q1&FY26

Particulars (Rs.Lacs)	Q2FY26	Q2FY25	Q1FY26	Y-o-Y%	Q-o-Q%	HIFY26	H1FY25	H1-o-H1%
Total Income from Operations	85,876.68	70,589.93	79,136.04	21.66	8.52%	1,65,012.71	1,57,287.73	4.91%
Raw Materials	78,159.44	63,087.45	71,877.72			150037.16	1,42,229.63	
Employee Cost	876.18	825.43	848.12			1724.30	1,678.68	
Other Cost	2,407.96	2,458.32	2306.92			4714.88	4,892.10	
EBITDA	4,433.09	4,218.73	4103.27	5.08%	8.04%	8536.37	8,487.32	0.58%
EBITDA Margin	5.16%	5.97%	5.18%			5.17%	5.40%	
Other Income	114.70	96.61	93.06			207.76	149.52	
Depreciation	664.42	527.98	617.17			1281.58	1,041.16	
Interest	1,176.58	1,356.15	782.39			1958.97	2,764.31	
Exceptional Items	0.0	0.0	0.00			0.0	0.0	
Profit Before Tax	2,706.80	2,431.21	2796.78	11.34%	-3.22%	5503.58	4,831.37	13.91%
Tax	680.97	620.16	704.73			1385.70	1,215.03	
Profit After Tax	2,025.84	1,811.05	2092.05			4117.88	3,616.34	
Total Comprehensive income (after taxes)	2,042.22	1,811.05	2102.64	12.76%	-2.87%	4144.86	3,616.34	
Basic EPS (in Rs.)	1.01	1.10	1.04			2.04	2.19	

CASH FLOW STATEMENT

(Rupees in Lacs)

CASH FLOW STATEMENT FOR THE HALF YEAR ENDED SEPTEMBER, 30, 2025

(Rs. in Lacs)

PARTICULARS	Consolidated		Standalone	
	For the half year ended	For the year ended	For the half year ended	For the year ended
	30.09.2025	31.03.2025	30.09.2025	31.03.2025
A. CASH FLOW FROM THE OPERATING ACTIVITIES				
Net Profit Before Tax and Extra Ordinary Activity	5,503.58	9,798.62	4,593.85	8,576.23
Add/(Less) Adjustments for:				
Other non-cash items	36.05	(11.97)	36.05	(19.37)
Depreciation and amortization expenses	1,281.58	2,092.24	1,105.81	1,796.99
Interest income on Bank deposits	(89.89)	(160.64)	(89.89)	(160.64)
Finance Costs	1,958.94	4,301.25	1,588.55	3,377.87
Loss / (gain) on sale of property, plant and equipment	(3.00)	(0.75)	(3.00)	(0.75)
	8,687.26	**16,018.75**	**7,231.36**	**13,570.32**
Operating Profit Before Working Capital Changes				
Adjustments for:-				
Increase / (Decrease) Trade Paybles	3,320.27	9,244.70	4,185.70	11,588.03
Increase / (Decrease) Other Current liabilities	(786.90)	532.90	16.54	(180.60)
Increase / (Decrease) Provisions current liabilities	(85.87)	237.97	(101.24)	225.08
(Increase) / Decrease Trade Receivable	(6,642.65)	(2,251.53)	(8,318.93)	324.96
(Increase) / Decrease Inventories	(3,742.00)	(3,760.23)	(3,870.00)	(4,284.15)
(Increase) / Decrease other Current Assets	(1,403.45)	(11,154.28)	950.46	(7,730.40)
Expected credit loss allowances/Doubtful debt	0.00	0.00	0.00	0.00
	(9,340.60)	**(7,150.47)**	**(7,137.48)**	**(57.08)**
Cash Generated from Operations	**(653.34)**	**8,868.28**	**93.89**	**13,513.24**
Direct Taxes Paid	791.56	1,885.35	567.77	1,554.11
A. NET CASH FLOW FROM THE OPERATING ACTIVITIES	**(1,444.90)**	**6,982.93**	**(473.88)**	**11,959.13**
B. CASH FLOW FROM INVESTMENT ACTIVITIES				
(Increase) / Decrease other non current assets	468.18	(7,425.08)	(621.82)	(4,240.75)
(Increase) / Decrease Loans	(100.00)	(435.10)	1,499.00	(19,805.81)
Bank deposits considered other than Cash and cash equivalents	4,725.73	(12,316.41)	4,725.73	(12,316.41)
Increase/ (Decrease) in Non Current other Financial Liabilities	0.00	115.28	0.00	115.28
Payment for Property ,Plant & Equipment , Intangible Assets ,CWIP	(7,260.29)	(18,991.09)	(6,002.24)	(13,389.67)
Loss / (gain) on sale of property, plant and equipment	3.00	0.75	3.00	0.75
Investment others	(480.00)	(117.28)	(480.00)	(117.28)
Interest income on Bank deposits	90.89	161.64	89.89	160.64
Net Cash Flow From Investing Activities	**(2,552.49)**	**(39,007.29)**	**(786.43)**	**(49,593.24)**
C. CASH FLOW FROM FINANCING ACTIVITIES				
Net Proceeds on conversion of Share Warrants	0.00	13,610.78	0.00	13,610.78
Net Proceeds received against Shares issued to QIP	(1.00)	47,241.38	0.00	47,241.38
Dividend Paid (Including taxes)	0.00	(40.04)	0.00	(40.04)
Increase/ (Decrease) in Long Term Borrowings	332.92	(8,098.62)	46.26	(7,838.89)
Increase/ (Decrease) in Short Term Borrowings	7,717.19	(12,978.25)	4,651.56	(8,846.32)
Increase/ (Decrease) in other current financial liability	(30.64)	(71.10)	(30.64)	(71.10)
(Increase) / Decrease other Non Current financial assets	68.14	9.68	68.14	10.54
Finance Costs	(1,958.94)	(4,301.25)	(1,588.55)	(3,377.87)
Net Cash Flow Used In Financing Activities	**6,127.67**	**35,372.56**	**3,146.77**	**40,688.47**
Net Increase/ (Decrease) Changes in Cash & Cash Equivalent (A+B+C)	**2,130.28**	**3,348.21**	**1,886.46**	**3,054.36**
Cash and Cash Equivalent at the Beginning of the Year*	3,581.56	233.34	3,220.08	165.72
Cash and Cash Equivalent at the Closing	**5,711.83**	**3,581.56**	**5,106.54**	**3,220.08**

CONSOLIDATED BALANCE SHEET

(Rupees in Lacs)

(Rupees in Lacs

Particulars	Consolidated		Standalone	
	As at Sept 30 2025	As at March 31 2025	As at Sept 30 2025	As at March 31 2025
	Audited	UnAudited	UnAudited	Audited
I. ASSETS				
(1) Non-Current Assets				
(a) Property, plant & Equipment	39,384.88	39,217.93	31,329.24	31,144.81
(b) Capital work in progress	25,196.46	19,370.90	19,890.13	15,164.84
(c) Intangible assets	16.11	29.91	16.11	29.41
(d) Investment in subsidiaries	-	-	350.20	350.20
(e) Financial Assets				
i) Investments	866.40	381.16	766.28	286.28
ii) Loans	535.10	435.10	20,366.22	21,865.22
iii) Other financial assets	509.13	572.81	414.03	482.17
(f) Other non-current assets	10,694.09	11,171.97	6,950.39	6,328.57
Total Non Current Assets	**77,202.18**	**71,179.78**	**80,082.59**	**75,651.49**
(2) Current Assets				
(a) Inventories	42,168.06	38,426.06	34,863.04	30,993.04
b) Financial Assets				
(i) Trade receivables	36,912.00	30,269.35	31,741.46	23,422.54
(ii) Cash and cash equivalents	5,711.83	3,581.56	5,106.54	3,220.08
(iii) Bank Balance	9,956.59	14,682.32	9,956.59	14,682.32
(c) Other current assets	18,830.62	17,427.17	10,029.84	10,980.30
Total Current Assets	**113,579.09**	**104,386.45**	**91,697.48**	**83,298.28**
Total Assets	**190,781.27**	**175,566.23**	**171,780.07**	**158,949.77**
II. Equity & Liabilities				
(1) Shareholder's Funds				
(a) Equity Share Capital	2,031.08	2,031.08	2,031.08	2,031.08
(b) Other Equity	127,849.26	123,704.39	120,155.81	116,691.16
Total Equity	**129,880.33**	**125,735.47**	**122,186.89**	**118,722.24**
(2) Non-Current Liabilities				
a) Financial Liabilities				
(i) Borrowings	2,879.74	2,546.82	222.41	176.15
(ii) Other Financial Liabilities	362.28	362.28	362.29	362.29
(b) Provisions	177.27	177.27	150.40	150.40
(c) Deferred Tax Liabilities (Net)	3,090.17	2,960.53	2,496.44	2,376.94
Total Non Current Liabilities	**6,509.46**	**6,046.91**	**3,231.53**	**3,065.77**
3) Current Liabilities				
a) Financial Liabilities				
(i)) Borrowings	24,322.17	16,604.98	17,150.20	12,498.64
(ii) Trade Payables	28,294.75	24,974.48	27,688.98	23,503.29
(iii) Other financial Liabilities	-	30.64	-	30.64
b) Other Current Liabilites	251.10	1,029.33	96.31	70.70
(c) Provisions	478.87	564.74	381.59	482.84
(d) Current Tax Liabilities (Net)	1,044.57	579.68	1,044.57	575.66
Total Current Liabilities	**54,391.47**	**43,783.86**	**46,361.65**	**37,161.76**
Total Liabilties	**60,900.94**	**49,830.76**	**49,593.19**	**40,227.53**
Total Equity & Liabilities	**190,781.27**	**175,566.23**	**171,780.07**	**158,949.77**

Q2&H1FY26- KEY HIGHLIGHTS

1. Q2FY26:

- Total sales volumes increased by 1.78% to 1.25 Lakh tonnes in Q2FY26 as compared to 1.23 Lakh tonnes in Q2 Fy25.
- Revenue from operations increased by 21.66% to Rs.858.77 Crore in Q2FY26 as compared to Rs.705.89 Crore in Q2FY25.
- EBITDA increased by 5.08% to Rs.44.33 Crore in Q2FY26 as compared to Rs.42.18 Crore in Q2FY25.
- EBITDA/ton at Rs.3540 in Q2FY26 vs. Rs.3429 in Q2FY25 increased by 3.24% YoY.

2.H1FY26:

- Revenue from operations was up by 4.91% to Rs.1650.13 Crores in H1FY26 as compared to Rs.1572.88 Crore in H1FY25.
- Total sales volumes increased by 1.66% to 2.49 Lakh tonnes in H1FY26 as compared to 2.45 Lakh tonnes in H1FY25.
- EBITDA increased by 0.58% to Rs.85.36 Crore in H1FY26 as compared to Rs.84.87 Crore in H1FY25.
- EBITDA/ton decreased by 1.06% to Rs.3425 in H1FY26 vs. Rs.3462 in H1FY25.
- Net Working Capital Days has increased from 52 days in H1FY25 to 56 days in H1FY26.
- Debt Equity Ratio has increased from 0.15x in H1FY25 to 0.21x in H1FY26.
- Current Ratio has decreased from 2.38x in H1FY25 to 2.09x in H1FY26.
- Return on Capital Employed has declined from14.35% in H1FY25 to 11.44% IN H1FY26.

VALUE ADDED PRODUCTS (VAP) MIX

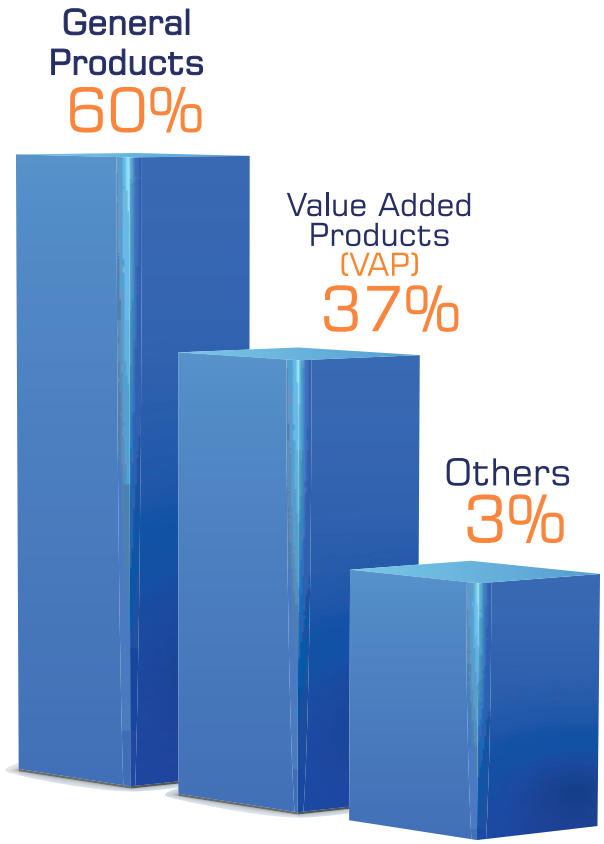

STEEL TUBES & PIPES



FLAT STEEL & COATED PRODUCTS



Annual Financial Performance

Volume ('000 MT)

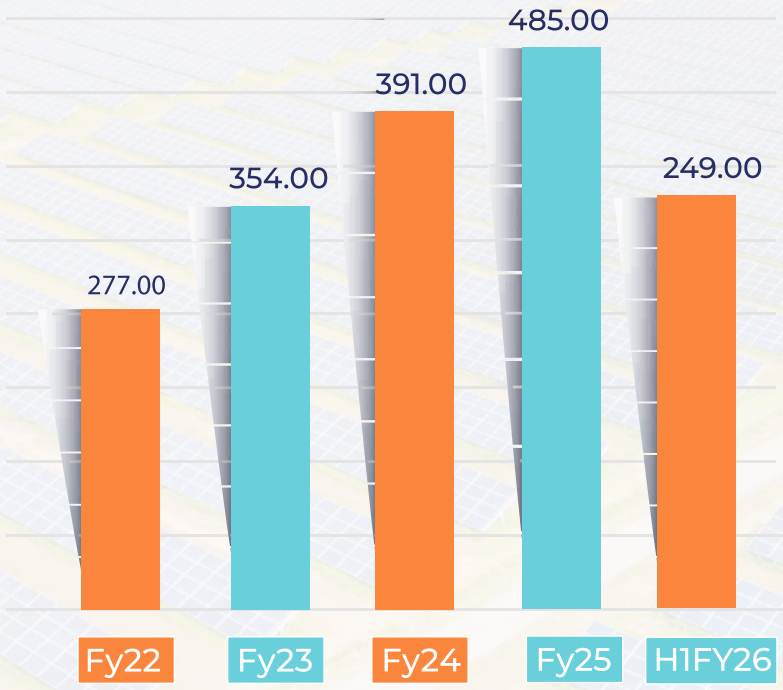

EBITDA Rs. Per Metric Ton

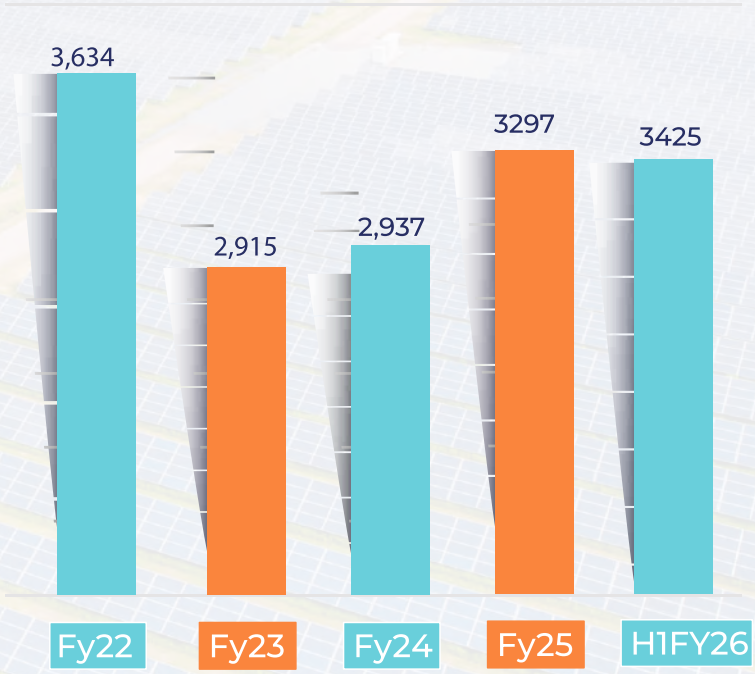

KEY PERFORMANCE HIGHLIGHTS CONTINUED....

REVENUE (Rs. in Crore)



EBITDA & EBITDA Margin % (Rs. in Crore)

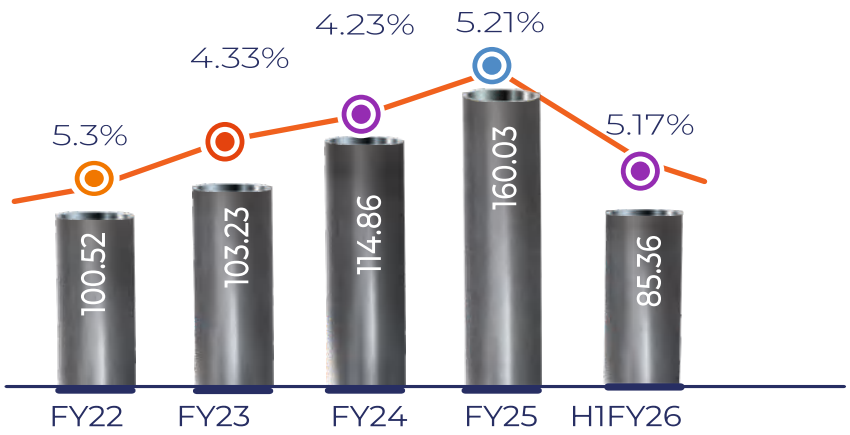

NET WORKING CAPITAL DAYS



NET WORTH (Rs. in Crore)

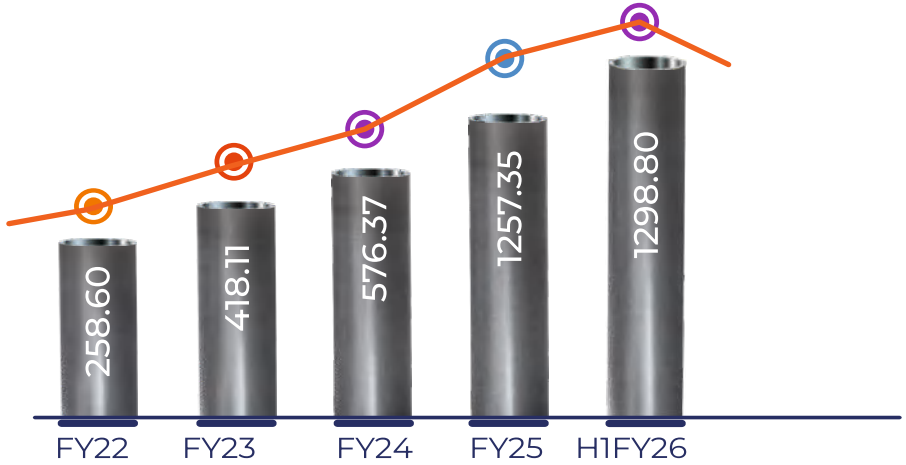

In Rs. Crore

KEY FINANCIAL RATIOS

Debt/ Equity (x)

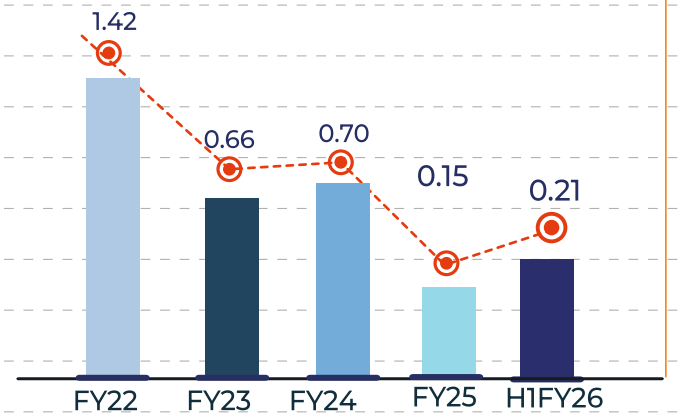

EPS(Rs.)

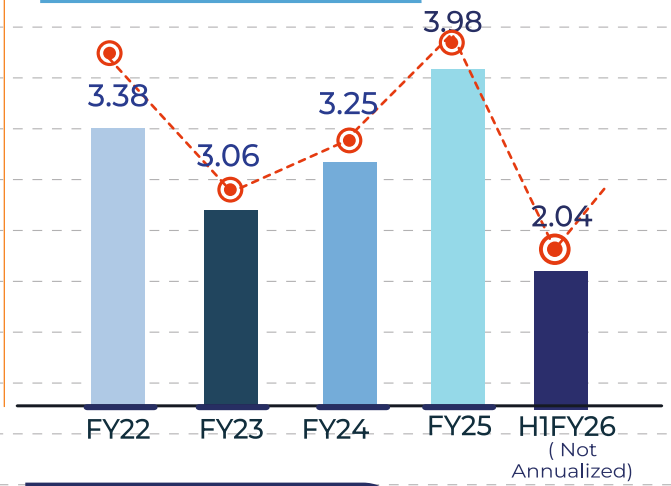

Return on Capital Employed %

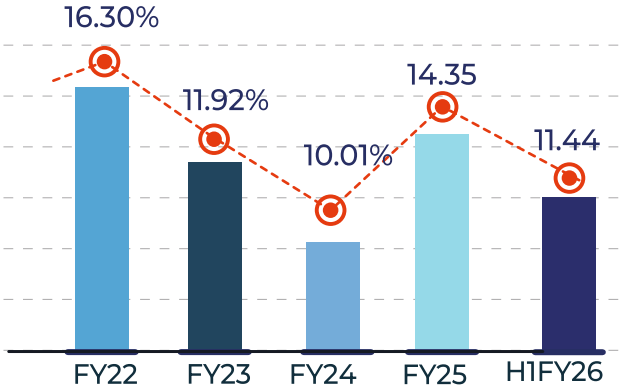

Return on Equity %

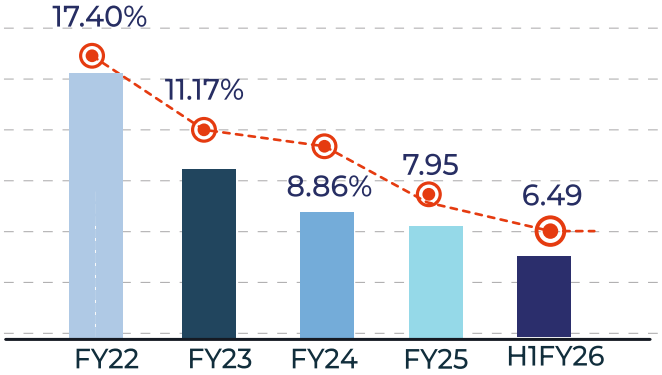







UPCOMING MANUFACTURING FACILITY

Unlocking 1 Million Tonne Capacity: Accelerating Our Growth Trajectory As part of our long-term strategic vision, we are on the cusp of a major operational milestone—crossing 1 million tonnes of installed capacity, which will significantly elevate our scale, flexibility, and competitiveness in the ERW pipe industry.

- **Greenfield** Facility at **Sikandrabad** – Nearing Commercial LaunchOur state-of-the-art Greenfield plant at Sikandrabad (Uttar Pradesh) is in the final stages of commissioning and is slated to begin commercial production in Q3 FY26.

This technologically advanced facility will focus on the production of specialized ERW steel pipes designed for high-growth sectors such as:

Infrastructure (urban development, metro, roads),
Defense (structural applications and armored projects),
Renewable energy (solar and wind structures).

Strategically located, this plant will serve as a key enabler in deepening our market penetration in North India, ensuring faster delivery and localized customer service.





Brownfield Expansion at **Sanand Unit-2** (Phase II) – Strengthening Our Value-Added PlayThe expansion of our Sanand Unit-2 (Gujarat) is also progressing as planned, with commercial operations expected to commence in Q2 Fy26.

Phase II of this facility is being developed as a dedicated manufacturing hub for: Renewable energy sector-specific pipes (solar mounting, wind tower structures),

Infrastructure-focused solutions (structural and piling tubes).

We are already witnessing robust order inflows from leading renewable energy clients, validating the growing demand for quality-grade, high-durability pipe solutions.

The facility is also being equipped with flexible production lines and testing labs, enabling us to deliver customized SKUs for niche applications.

MARCHING TOWARDS 2 MILLION TONNE CAPACITY BY FY29.



Looking ahead, we remain committed to our vision of achieving 2 million tonnes of installed capacity by FY29, in alignment with India's accelerating infrastructure and industrial growth.

As part of this growth roadmap, we are also undertaking a strategic foray into API-grade pipe manufacturing, aimed at significantly increasing our share of high-value, precision-engineered products. This initiative will be integrated into our 2-million-tonne vision.

We are in the process of :

- **Finalizing of vendors partnerships and technology tie-ups, and**
- **Infrastructure planning, quality certifications, and compliance preparations.**

The API pipe facility will enable us to cater to critical sectors such as oil & gas, industrial pipelines, and water transmission, offering globally certified, high-performance solutions. This is a strategic value addition that will help us expand our addressable market, diversify our end-user base, and improve margins.

New Initiatives- New Products Launched



- A Fire-Fighting system is the most essential part of the building services, with an aim to protect life and property.
.
- Sizes normally range from 25 mm to 150-mm NB "C" Class MS Pipes & Galvanized Pipe with plain end or socketed conforming to IS: 1239 & IS: 3589 specifications





- CRFH pipes used for furniture & high end segment has been started at Hindupur, (A.P.)



Galvanized Section Pipes

Hi-Tech Galvanized Section Pipes are zinc-coated steel pipes known for their strength, durability, and corrosion resistance. Ideal for construction and structural applications, they offer long life, low maintenance, and a clean, smooth finish suitable for indoor and






'ZAM' PIPE WITH SELF HEALING TECHNOLOGY FOR FIRE- FIGHTING APPLICATIONS

WHAT IS "ZAM"

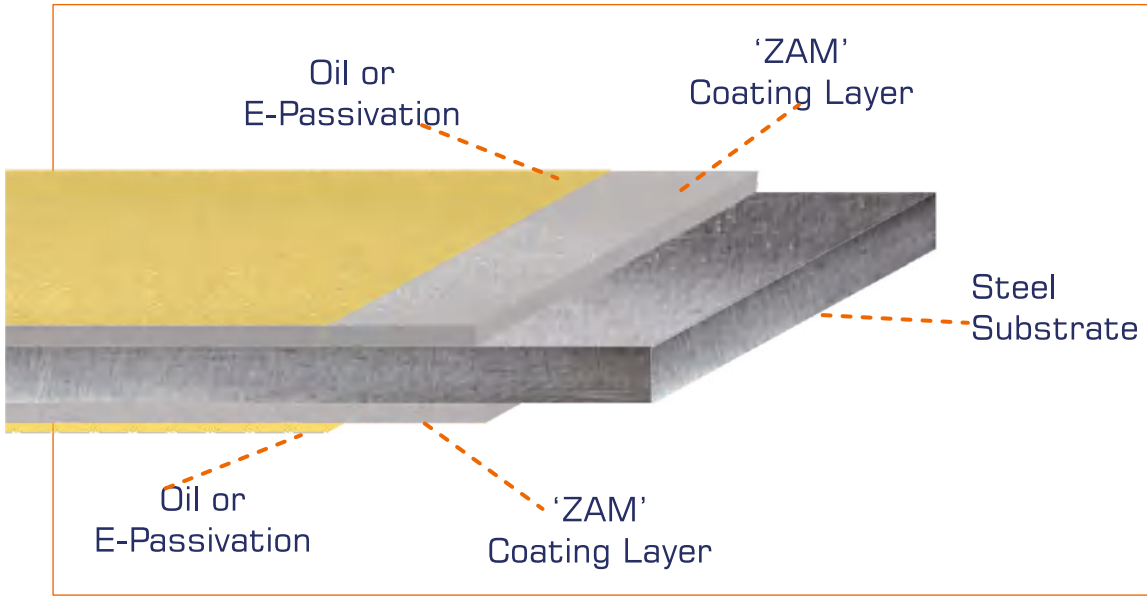

A SUSTAINABLE STEEL PRODUCT WITH PATENTED

Zi (ZINC)
Al (Aluminium)
MG (Magnesium)

WHAT IS SELF HEALING TECHNOLOGY

When exposed to the environment, 'ZAM' forms a very dense zinc-based protective film, unlike galvanised steel where the film is very porous. This unique dense film is also formed on edges, welds, perforations and scratches. In case some red rust was present on these uncoated zones, the red rust will gradually be covered by the 'ZAM' film. It is almost impossible for the environment to penetrate this film. The result is that 'ZAM' provides perfect protection of the whole structure, even on the uncoated edges, scratches and perforations Increasing the coating weight will improve edge protection, especially for thick material which are used for Fire-Fighting applications.

Our Recent Persistent Supply

Nation-Building Contributions – "Safe Bhi, Secure Bhi"

Hi-Tech Pipes is proud to support two of the nation's most critical infrastructure initiatives:

"Safe Bhi"

By contributing to the Indian Railways' **Kavach Anti-Collision System,** strengthening railway safety infrastructure.



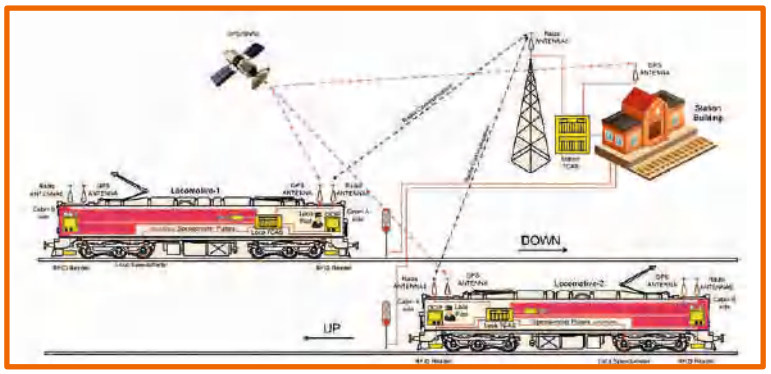



HI-TECH PIPES LIMITED is proud to support the **Indian Railways' Kavach Anti-Collision System** by supplying high-quality ERW Steel Pipes. These pipes are crucial for track side structures like telecom towers and cable conduits, enabling safer and smarter railway operations. This initiative highlights our commitment to Make in India and railway modernization, reinforcing our role as a trusted partner in national infrastructure.

"Secure Bhi"

By supplying corrosion-resistant ERW Steel Pipes for
BSF's Modular Multi-Layered High-Strength Border Fencing.

HI-TECH PIPES LIMITED has reinforced its role in bolstering national security infrastructure by supplying **ERW Steel Pipes** for **Modular Multi-Layered High-Strength Border Fencing** projects. These specialized pipes, known for their durability and adaptability, form a critical component of the robust fencing systems designed to enhance border security and prevent unauthorized crossings. By providing high-quality, corrosion-resistant steel solutions, HI-TECH PIPES supports the construction of long-lasting and resilient barriers capable of withstanding harsh environmental conditions. This supply aligns with the company's commitment to contributing to strategic national projects, leveraging its expertise in manufacturing infrastructure-grade materials. The collaboration underscores HI-TECH PIPES' reputation as a trusted partner in safeguarding territorial integrity while advancing the **Make in India** initiative through domestically produced, reliable engineering solutions.





COMPANY OVERVIEW



TEAM HI-TECH: BOARD OF DIRECTORS



Mr. Ajay Kumar Bansal
Chairman & Managing Director

- Mr. Ajay Kumar Bansal, an esteemed figure in the steel industry, boasts an impressive career spanning over 36 years. With his extensive expertise and knowledge, he has established himself as an industry stalwart. Serving as the Chairman of FII (Steel Tube Panel), he has been instrumental in effectively representing the industry at numerous national and international forums.

Mr. Anish Bansal
Whole-Time Director

- B.Sc. (Economics) in Banking & Finance graduate from the Cardiff University, England, with over 18 years of experience in Business Development & Administration.
- His area of expertise includes corporate finance, strategy,marketing, product development, project implementation, international trade and finance along with other corporate matters.



Mr. Kamleshwar Prasad
Executive and
Whole-Time Director

Mr. P.K. Saxena
Non-Executive
Independent Director.
Member-CAIIB.

Mr. Vivek Goyal
Non-Executive
Independent Director.
Chartered Accountant.

Mr. Mukesh Kumar Garg
Non-Executive
Independent Director.
Ex-Railway IRSE Officer.

Mrs. Neerja Kumar
Non-Executive
Independent Director.
Ex-Banker.

OUR JOURNEY

1988-2001

- Commenced manufacturing MS pipes at Sikandrabad unit–1
- Started manufacturing cold rolled coils and strips

2001-2012

- Installation of hot-dipped galvanizing facility
- Commenced production of highway crash barriers
- Began production of hollow sections and solar mounting sections

2012-2016

- Commenced operations at Hindupur (Andhra Pradesh)
- Modernized the cold rolling plant at Sikandrabad unit
- Commissioned ERW pipes at Hindupur unit
- The third company to migrate to NSE Main Board in May 2018

2017-2018

- Commenced commercial operations of unit 2 at Sikandrabad to manufacture\ steel tubes and hollow sections
- Started commercial production of steel tubes and hollow sections at the Sanand (Gujarat) unit
- Listed on the NSE-SME

2018-2020

- Started 3rd tube mill at Sanand
- Installed solar plants at Sanand and Hindupur units
- Started Cold Rolling expansion project for wider product of HRoP, CRCA, CRFH
- Received Secondary Steel Sector award from Ministry of Steel
- Received Top Performer award from SAIL
- Received Ispat Rachna Award from Ministry of Steel,Govt.of India

2020-2023

- Commenced operations at Khopoli (Maharashtra)
- Started Continuous Galvanizing GP/GC Line at Sikanderabad
- Listed on BSE
- Started Manufacturing of PPGI,Color Coated Sheet
- Natrax Certified Crash Barriers

2023-2025

- Commissioning Of Sanand Unit-II Phase -1 (Gujarat) Capacity : 1,70,000 MT.
- Successfully raised QIP of Rs.5000 Million Investments made by renowned investors



Hi-Tech Pipes | Capabilities Built So Far...

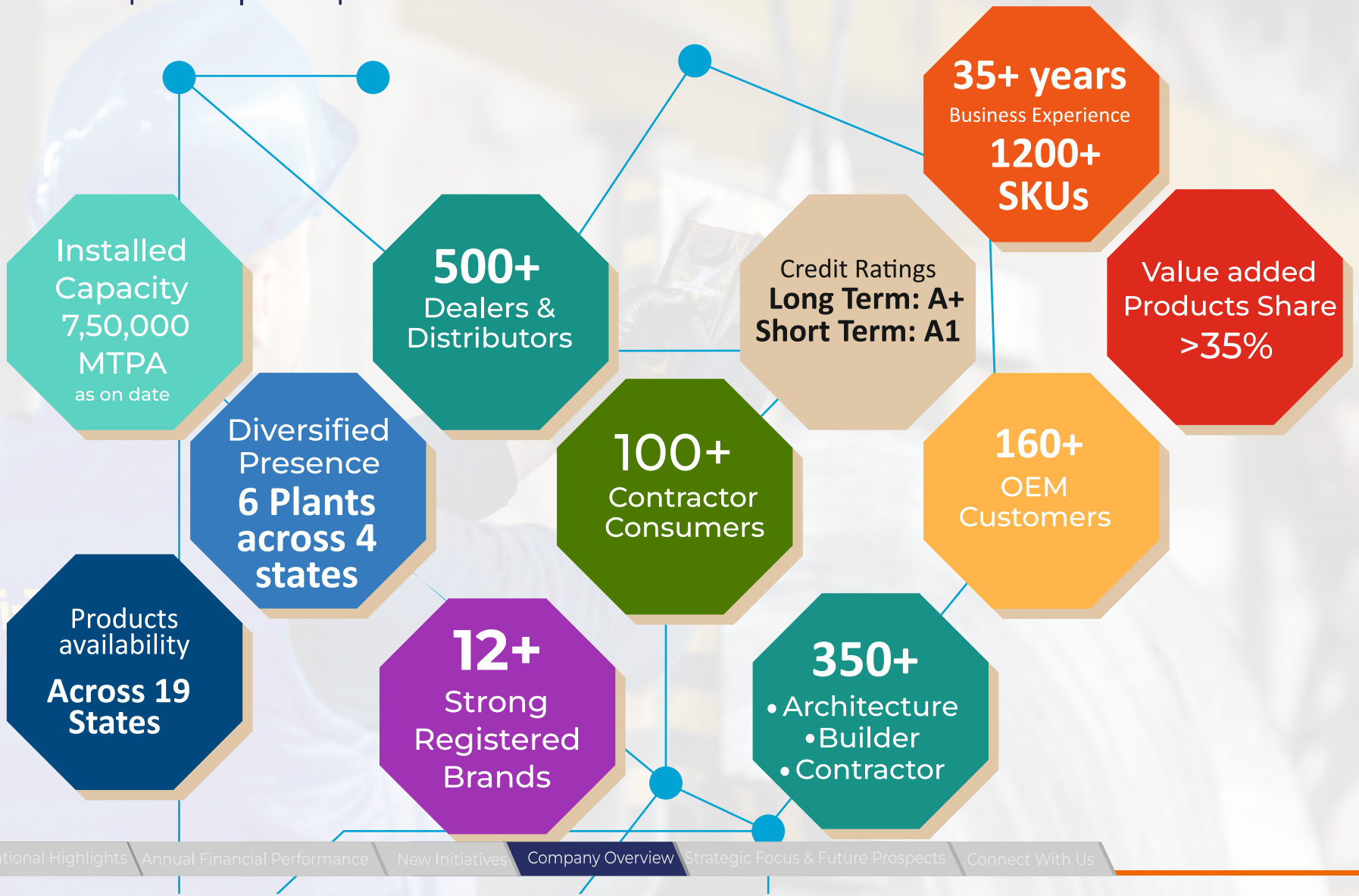

CONTINUED INVESTMENT IN BUILDING COMPETENCIES TO CATER TO DEMAND...

Enhancing Capacities Year-on-Year (Metric Tonnes per Annum)





OUR PAN INDIA MANUFACTURING & DISTRIBUTION NETWORK

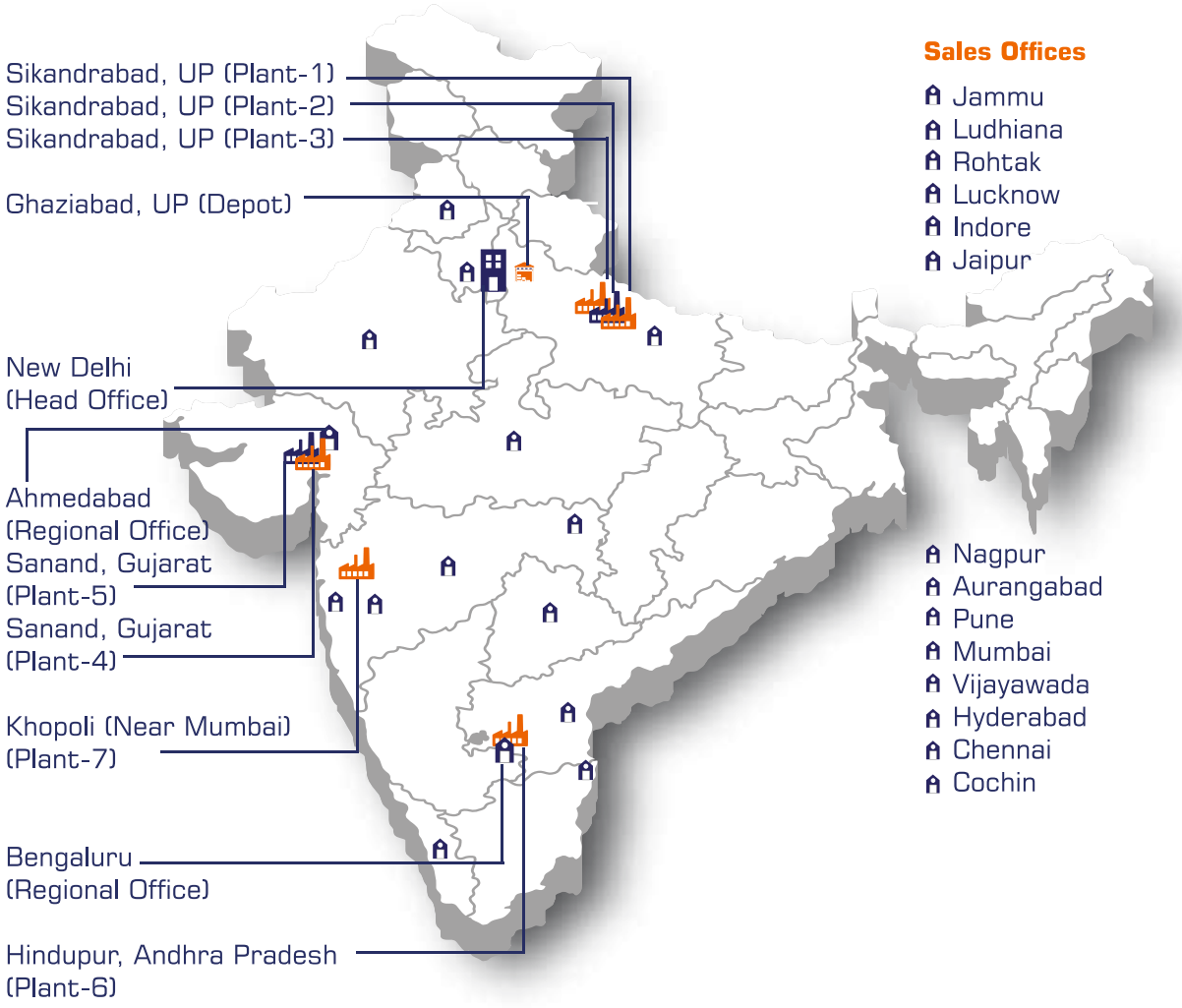

CAPACITY

Plant Location	Capacity (MTPA)	Product Portfolio
Sikandrabad, UP	2,55,000	MS Steel Pipes, Hollow Sections, GI Pipes, Cold Rolled Coils & Strips, GP Coils, GC Sheets, Crash Barriers, Color Coated Coils
Hindupur, AP	1,20,000	MS Steel Pipes, Hollow Sections & GP Pipes
Sanand, Gujarat	1,25,000	MS Steel Pipes, Hollow Sections, GI Pipes ,GP Pipes, CR Pipes Solar Torque Tubs, Large Diapipes
Khopoli,Maharashtra,	80,000	MS Steel Pipes & Hollow Sections, CR Pipes, GP pipes
Sanand (Unit-II)	1,70,000	MS Steel Pipes & Hollow Sections, CR Pipes, GP pipes
Total	7,50,000	Diversified Range

Our Manufacturing Facilities



Sikandrabad, Uttar Pradesh Unit-1



Sikandrabad, Uttar Pradesh Unit-2



Hindupur, Andhra Pradesh



Khopoli, Maharashtra



Sanand, Gujarat



Makhiyav. Sanand (Unit-II) Phase-I, Gujarat

Hi-Tech One Stop Shop



Hi-TECH JALSHAKTI™ GI PIPES FOR BOREWELL

Hi-TECH SHAKTI™ STRUCTURAL PIPES FOR FABRICATION

Hi-TECH ORGANIC™ GI PIPES FOR GREEN HOUSES

Hi-TECH CASEWELL™ CASING PIPES FOR BOREWELL

Hi-TECH BAHUBALI™ JUMBO STEEL PIPES

Hi-TECH CRASHGUARD™ METAL BEAM CRASH BARRIER

Hi-TECH FIREFIGHTER™ STEEL PIPES FOR FIRE FIGHTING

Hi-TECH PRE-GAL™ GP STEEL PIPES

Hi-TECH FLATMAX™ COLD ROLLED COILS & STRIPS

Hi-TECH GC SHEET

Hi-TECH PILLAR™ STEEL HOLLOW SECTIONS

Hi-TECH COLORSTAR PREMIUM COLOR COATED ROOFING SHEET

APPROVALS


EIL
गुजरात पाणी पुरवठा गटर व्यवस्था बोर्ड
GUJARAT WATER SUPPLY & SEWERAGE BOARD
उत्तर प्रदेश जल निगम (नगरीय)
BSF
Mumbai Metro
DELHI METRO
SWSM
Uttar Pradesh
CPWD
GOV. OF J&K
HIMACHAL PRADESH GOVERNMENT
GOV. OF H.P
मध्यप्रदेश जल निगम मर्यादित
Madhya Pradesh Jal Nigam Maryadit
उत्तराखंड जल संस्थान
भारतीय विमानपत्तन प्राधिकरण
AIRPORTS AUTHORITY OF INDIA
महा मेट्रो
PUNE METRO
BSNL
Connecting India faster
एनटीपीसी
NTPC
GREEN
सिडको
शहरांचे शिल्पकार
National Highway Authority of India
NHAI
दिल्ली सरकार
PWD
INDIAN RAILWAYS
NORTHERN RAILWAY
दिल्ली सरकार
PWD
PARADIP PORT TRUST

KEY MARQUEE PROJECTS



Surat Diamond Bourse



Affordable housing



Agriculture



Narendra Modi stadium,
motera, Ahmedabad, Gujarat



High Speed
BulletTrain



Jal Jeevan
Mission



Dedicated Freight
Corridor



Naitonal
Express way



5G Telecom
Towers



Solar Mounting
Structures

OUR MARQUEE CLIENTELE



INTERNATIONAL LICENSES



Certificate of Compliance

UK CA

EURO CERT

Quality Assurance Management and Factory Production control system for the manufacture of Cold formed welded structural hollow sections(circuler,square and rectangular) of non-alloy and fine grain structural steels
We hereby declare that the technical files of all the items in each product group complies with the requirements of UK CA regulations, CPR 305/2011, and conforms to product specification BS/ En 10219-1:2006 ,Annex ZA.

Certificate No.: Draft

Name : HI TECH PIPES LTD

Address : REGD OFFICE.: GF-10, PEARLS OMAXE TOWER, NETAJI SUBHASH PLACE, PITAMPURA, NEW DELHI-110034, INDIA
WORKS- PLOT NO-10, INDUSTRIAL ESTATE SIKENDERABAD-203205, DISTT-BULANDSHAHR, UTTAR PRADESH, INDIA

International UKCA Certificate



DNV·GL

CERTIFICATE OF
FACTORY PRODUCTION CONTROL

Certificate No:
10000377204-PA-DNV GL-IND Rev 00

This certificate consists of 02 page(s)

This is to certify that the product(s)

Non-alloy steel tubes suitable for welding and threading

Manufactured by

Hi-Tech PIPES LIMITED

Plot No. 10, Industrial Area, Sikandarabad, U.P., India

has on a voluntary basis been assessed with respect to the conformity assessment procedure "Factory Production Control" as described in EN 10255:2004+A1:2007 annex ZA Clause 12.3 of the standard on structural steel, as amended and found to comply

CE

Certificate of factory Production control



ශ්‍රී ලංකා ප්‍රමිති ආයතනය
இலங்கை கட்டளைகள் நிறுவனம்
SRI LANKA STANDARDS INSTITUTION

Mr. Atish Bansal,
Chief Executive Officer,
Hi-Tech Pipes Limited, 15/1 (1st Floor), Asaf Ali Road,
New Delhi- 110 002.
INDIA.

Shri Lankan Standards Certificate



ORGANIZATION FOR TECHNICAL CONFORMITY

CE

CERTIFICATE
OF CONFORMITY OF THE FACTORY PRODUCTION CONTROL

2787 - CPR – 01247

In compliance with Regulation (EU) No 305/2011 of the European Parliament and of the Council of 9 March 2011 (the Construction Products Regulation or CPR), this certificate applies to the construction product

COLD FORMED WELDED STRUCTURAL HOLLOW SECTIONS (CIRCULAR, SQUARE SECTIONS, RECTANGULAR SECTIONS)
Trade mark: HITECH
with performance and test methods as provided in the manufacturer's declaration of performance

placed on the market of
HI-TECH PIPES Ltd.
Plot № 10, Industrial Area Sikandrabad – 203205 Distt: Bulandsahar, U.P. India

and produced in the manufacturing plant
HI-TECH PIPES Ltd.
Plot № 10, Industrial Area Sikandrabad – 203205 Distt: Bulandsahar, U.P. India

Certificate of factory Production control

AWARDS AND CERTIFICATIONS





Secondary Steel Award Form Ministry of Steel Govt. Of India



Top Performer Award From SAIL



Highest Tax Payer in Bulandshahr, Uttar Pradesh



Exporter House Certificate, Ministry Of Commere Govt. Of India



Fortune India The Next 500



Outstanding Company in Pipes Sector

CERTIFICATION


This is to certify that

HI TECH PIPES LTD

REGD OFFICE.: GF-10, PEARLS OMAXE TOWER, NETAJI SUBHASH PLACE, PITAMPURA, NEW DELHI-110034, INDIA

WORKS-PLOTE NO-10, INDUSTRIAL ESTATE SIKENDERABAD-203205, DISTT-BULANDSHAHR, UTTAR PRADESH, INDIA

has been independently assessed by QRO and is compliant with the requirement of:

ISO 14001:2015

Environmental Management System

For the following scope of activities:

MANUFACTURE AND SUPPLY OF ERW STEEL TUBES BLACK/ GALVANIZED/ SCREWED & SOCKETED, TUBULAR STEEL POLES, STRUCTURES, CR STRIPS/ COILS AND CRASHBARRIERS (W-BEAMS) FOR ROAD SAFETY.

Date of Certification: 4th August 2022 2nd Surveillance Audit Due: 3rd August 2024

Environment Management System


This is to certify that

HI TECH PIPES LTD

REGD OFFICE.: GF-10, PEARLS OMAXE TOWER, NETAJI SUBHASH PLACE, PITAMPURA, NEW DELHI-110034, INDIA

WORKS-PLOTE NO-10, INDUSTRIAL ESTATE SIKENDERABAD-203205, DISTT-BULANDSHAHR, UTTAR PRADESH, INDIA

has been independently assessed by QRO and is compliant with the requirement of:

ISO 45001:2018

Occupational Health and Safety Management System

For the following scope of activities:

MANUFACTURE AND SUPPLY OF ERW STEEL TUBES BLACK/ GALVANIZED/ SCREWED & SOCKETED, TUBULAR STEEL POLES, STRUCTURES, CR STRIPS/ COILS AND CRASHBARRIERS (W-BEAMS) FOR ROAD SAFETY.

Health & Safety Management System

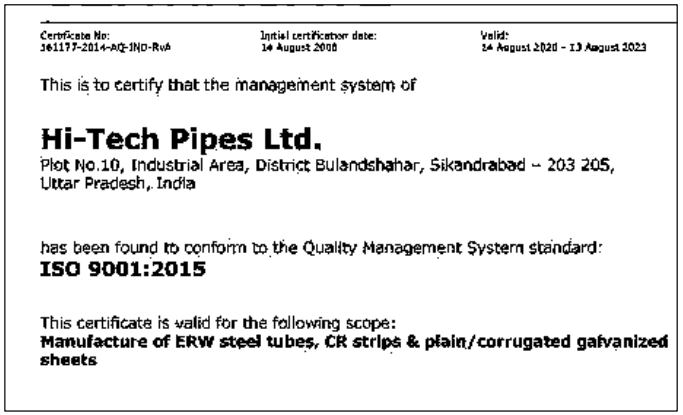
Certificate No: 36117-2014-AQ-IND-RvA | Initial certification date: 14 August 2008 | Valid: 14 August 2020 - 13 August 2023

This is to certify that the management system of

Hi-Tech Pipes Ltd.

Plot No.10, Industrial Area, District Bulandshahar, Sikandrabad – 203 205, Uttar Pradesh, India

has been found to conform to the Quality Management System standard:

ISO 9001:2015

This certificate is valid for the following scope:

Manufacture of ERW steel tubes, CR strips & plain/corrugated galvanized sheets

Quality Management System


PATRON MEMBER

SOLAR ENERGY SOCIETY OF INDIA (SESI)

Membership Certificate

M/s Hi-Tech Pipes Limited

PM/0144/2011

Ajay Prakash Shrivastava
President

SOLAR ENERGY SOCIETY OF INDIA (SESI)

Rajinder Kumar Kaura
Secretary General

Solar Energy Society of India

Strategic Focus & Future Prospects

Huge Opportunity in the Indian Steel Pipes & Tubes Industry

- Market Size: ~Rs 500 billion (~8% of total domestic steel market)
- Total Domestic Consumption: ~8.5 million tonnes (FY21)
- Growth Rate last 5 years: 6-7% CAGR
- Growth Rate expected next 5 years: 8-9% CAGR
- Demand Drivers: Water transportation, Oil & Gas pipeline, Infrastructure, Agriculture & Irrigation, Housing etc.

Sector wise Consumption Break-Up

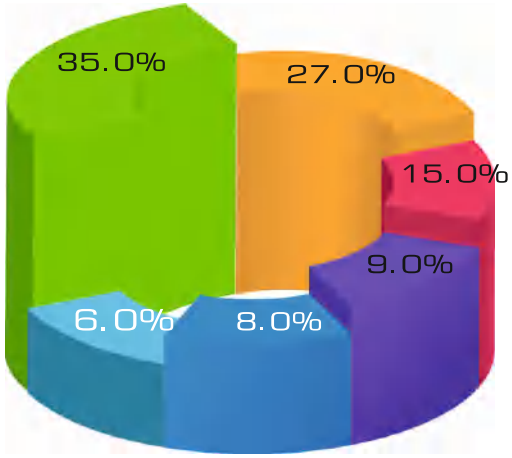

Source: Industry data

Per Capita Consumption (Kgs) - Steel

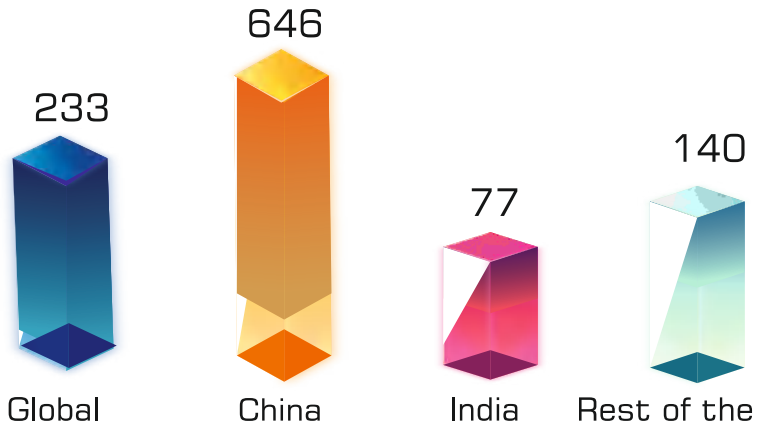

- India has become the 2nd largest consumer of finished Steel in world. The finished steel consumption was 106 million tons(MT) during FY22

Per Capita Consumption (Kgs) – Steel Pipes & Tubes

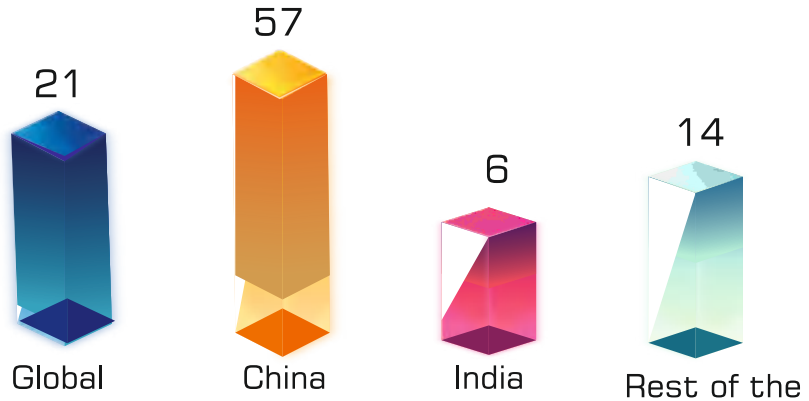

Huge demand from various sectors aided by Government Schemes



Infrastructure & Housing

- Urban development program – Smart cities, Amrut Scheme, Hriday, National Infrastructure Pipeline (NIP)
- Growing vertical mode of development – increased spending on Skyscrapers
- Increasing Warehousing demand due to rapid digital transformation
- Rapid Urbanization in Tier II & III cities – rising construction of G+20 structures, Green building norms & Rural Housing scheme (PMAY-G)



Water Supply



- 'Nal se Jal' scheme to offer piped water to every rural house by 2024 with outlay of Rs 3.5 lac crore
- UP Jal Nigam
- Jal Jeevan Mission of Central Governmentto provide safe and adequate drinking water through individual household tap connections by 2024 to all households in rural India.

Oil & Gas



- 4 mn mt of estimated demand for pipes City Gas Distribution
- One Nation, One Gas Grid- Expanded by 17,000 KM to 34,500 km by 2025



Defence

- Major application of Structural Steel in the manufacturing of equipments for Indian Defence Forces

Airports

- 'Udan' Scheme: GOI plans to open 100 Airports by 2025with an investment of Rs. 1 trillion





Railways Infrastructure

- Investment of ~ Rs. 50 Lakh Crores by 2030 for redevelopment of ~400 stations and build 4 new freight corridors
- Bullet train Project , National Rail Cooridor

Agriculture



- Micro Irrigation - target to reach 100 lakh hectares in 5 five years
- Poly House – Future of Farming – High Subsidy



Solar

- Future of Power Generation – exponential growth

CORPORATE BRANDING

Airports

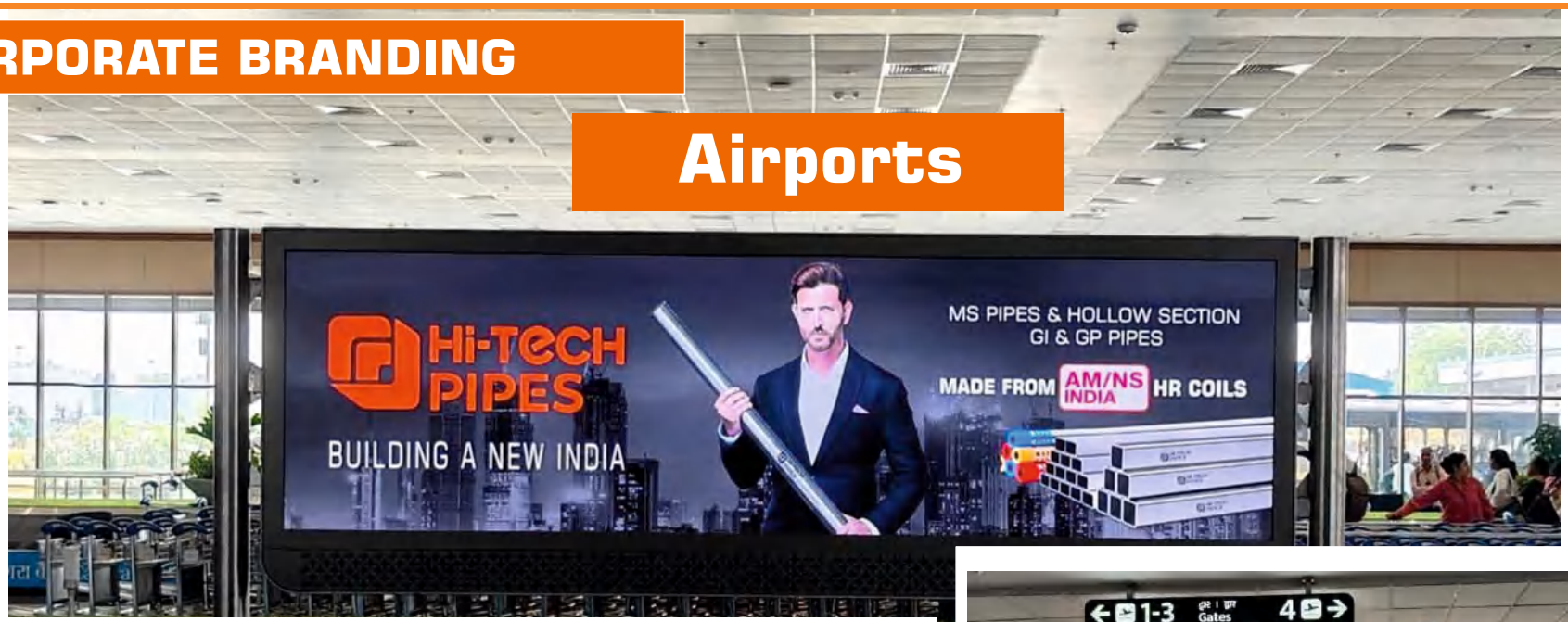





Airports


Hi-TECH PIPES
MS PIPES & HOLLOW SECTION
GI & GP PIPES
MADE FROM AM/NS INDIA HR COILS
2


Gate 5
7-10 Gates
(1st Floor) 1-4 Gates
5
6
Hi-TECH PIPES


7B
Hi-TECH PIPES

Airports


Hi-TECH PIPES
MADE FROM
AM/NS
INDIA
HR COILS
MS PIPES &
HOLLOW SECTION
GI & GP PIPES




Hi-TECH PIPES
MADE FROM
AM/NS
INDIA
HR COILS

MAGAZINES







Metro Stations



PAN INDIA WALL PAINTING, FLEX BOARD & HOARDING










Hi-TECH PIPES
VISHWAKARMA IRON AND HARDWARE
IRON & HARDWARE
PATHANKOT
VISHAWKARMA IRON


Hi-TECH PIPES
JAGDISH CHANDRA MOHAN LAL
Mob No. 8557935507


Hi-TECH PIPES
VINAYAKA STEELS
GPS Map Camera
Mudichur, Tamil Nadu, India
W379+5w3, Mudichur, Tamil Nadu 600048, India
Lat 12.912851° Long 80.069661°


Hi-TECH PIPES
GPS Map Camera
Bengaluru, Karnataka, Ấn Độ


Hi-TECH PIPES
Mob.No. 9008119026
GPS Map Camera
Mysuru, Karnataka, Ấn Độ
Google


Hi-TECH PIPES
HARSHA INDUSTRIES
K K STEEL INDUSTRIES
GPS Map Camera
Rajamahendravaram, Andhra Pradesh, Ấn Độ
Google


Hi-TECH PIPES
GPS Map Camera
Kakinada, Andhra Pradesh, Ấn Độ
Google


Hi-TECH PIPES
GPS Map Camera
Guntur, Andhra Pradesh, India

Connect with Hi-Tech On WhatsApp Chatbot



Instant Support at Your Fingertips

+91 7827 8010 02

Get quick answers to your Questions.

Hi-Tech Pipes Limited

SCAN TO CONNECT & DISCOVER MORE

1. **WEBSITE**
   https://hitechpipes.in/
2. **facebook**
   hitechpipesindia
3. **Instagram**
   OFFICIAL_HITECHPIPES
4. **YouTube**
   @Hi-TechPipes
5. **twitter**
   Hi-Tech Pipes Limited
6. **LinkedIn**
   company/hi-tech-pipes-limited

Hi-TECH PIPES

THANK YOU

For Further Information, Please Contact:

Mr. Arvind Bansal,
Executive Director & Group CFO
arvind.bansal@hitechpipes.in

Mr. Arun Kumar
CS & Compliance Officer
cs@hitechpipes.in

Website : www.hitechpipes.in

Email : info@hitechpipes.in