KILBURN ENGINEERING LTD.

Corporate office : 501, 5th floor, I-Think Techno Campus, Jolly Board Tower No.1, Kanjurmarg (East), Mumbai 400 042, Maharashtra, INDIA.
Tel No. : +91 22 6551 0300 **Website :** www.kilburnengg.com **Email :** marketing@kilburnengg.com

13th November, 2025

To
The Corporate Relationship Department
BSE Limited
P.J. Tower
Dalal Street, Fort
Mumbai - 400 001
Scrip Code: BSE 522101

Sub : Investors' Presentation

Pursuant to Regulation 30 of the SEBI (Listing Obligations and Disclosure Requirements) Regulations, 2015, we hereby submit the investors' presentation of the Company.

Yours faithfully,

For **Kilburn Engineering Limited**

Ranjit Pamo Lala

Ranjit Pamo Lala
Managing Director
DIN:07266678

Encl :A/a



KILBURN ENGINEERING LTD

Investor Presentation
Q2 & H1FY26

DISCLAIMER

This presentation has been prepared by and is the sole responsibility of Kilburn Engineering Limited (herein after referred to as “KEL” or “the Company”). By accessing this presentation, you are agreeing to be bound by the trailing restrictions.

This presentation does not constitute or form part of any offer or invitation or inducement to sell or issue, or any solicitation of any offer or recommendation to purchase or subscribe for, any securities of the Company, nor shall it or any part of it or the fact of its distribution form the basis of, or be relied on in connection with, any contractor commitment thereof. In particular, this presentation is not intended to be a prospectus or offer document under the applicable laws of any jurisdiction, including India. No representation or warranty, express or implied, is made as to, and no reliance should be placed on, the fairness, accuracy, completeness or correctness of the information or opinions contained in this presentation. Such information and opinions are in all events not current after the date of this presentation. There is no obligation to update, modify or amend this communication or to otherwise notify the recipient if the information, opinion, projection, forecast or estimate set forth herein, changes or subsequently becomes inaccurate.



KILBURN ENGINEERING: LEADER IN INDUSTRIAL DRYING SOLUTIONS

Designing & Manufacturing critically customized process packages of exceptional quality for diverse industries worldwide.

Multi-national

Export presence across USA, France, Germany, the Netherlands, China, Indonesia, Hungary, Thailand, Kenya,South Africa, Brazil and Bangladesh, among others

Leading

Global players for drying solutions and customised process equipment

Increasing

Revenue from exports on a consistent basis

Appetite for Inorganic Growth

Completed acquisition of ME Energy Private Limited & Monga Strayfield Private Limited (100% subsidiaries)

Growing

Order book on a year-on-year basis

Years of Rich Experience	Installations Globally	Workforce	Sectors Catered by Products & Solutions
40+	3,000+	200+	15+

CONSISTENT GROWTH

Financial Performance & Highlights **(Consolidated)**

(₹ In Million)

Total Income from Operations (₹)

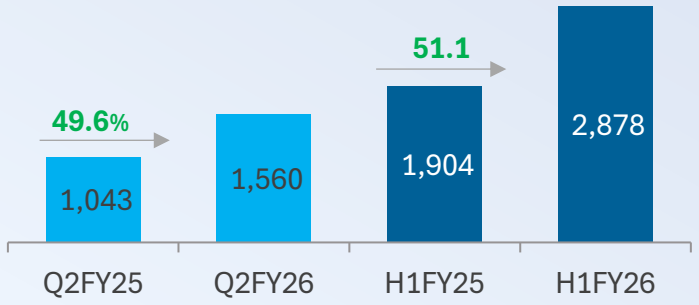

Operating EBITDA (₹)

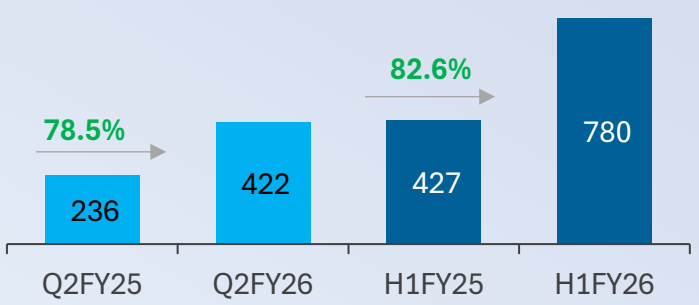

Profit Before Tax (₹)

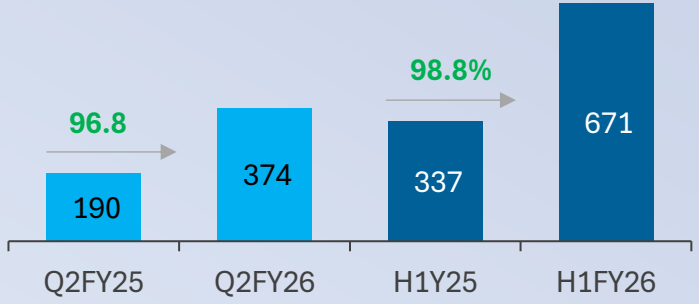

Net Profit (₹)

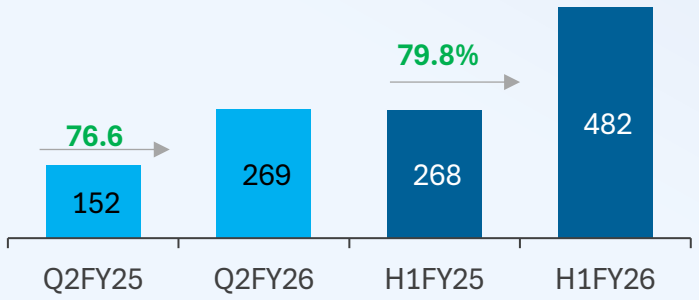

EBITDA Margin (%)

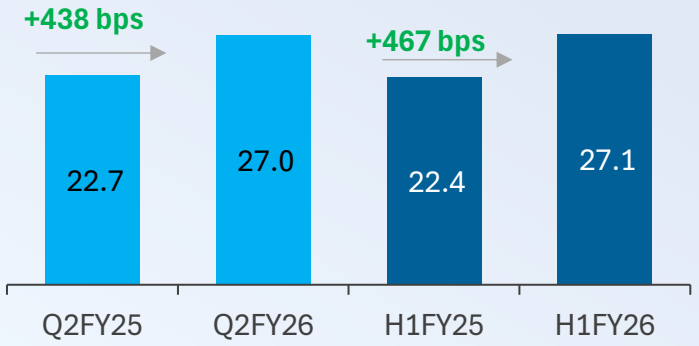

Net Profit Margin (%)

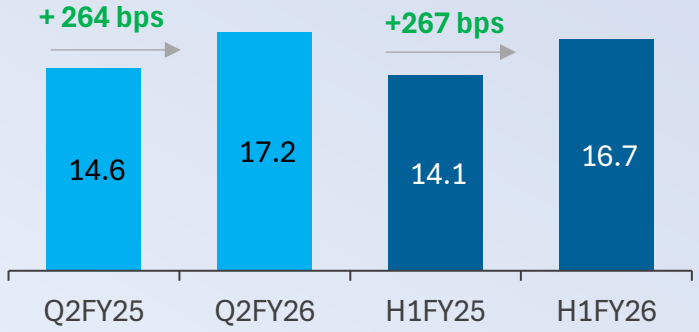

FINANCIAL METRICS (1/2)

Quarterly Income Statement (**Consolidated**)

Particulars (₹ Mn)	Q2FY26	Q1Y26	Q2FY25	YoY%	H1FY26	H1FY25	YoY%
Total Income from Operations	1,559.9	1,317.7	1,042.7	49.6	2,877.7	1,904.0	51.1
Total Expenditure	1,138.2	959.3	806.5	41.1	2,097.5	1,476.7	42.0
EBITDA	**421.7**	**358.4**	**236.2**	78.5	780.1	427.2	82.6
EBITDA Margin (%)	27.0	27.2	22.7	438 bps	27.1	22.4	467 bps
Other income	12.2	-	-	-	12.2	-	-
Depreciation	29.0	28.1	13.8	110.6	57.1	27.7	106.1
EBIT	**404.9**	**330.3**	**222.4**	82.0	**735.2**	**399.5**	84.0
Interest	30.6	33.8	32.2	-4.9	64.5	62.1	3.9
Profit Before Tax	**374.2**	**296.5**	**190.2**	96.8	**670.7**	**337.4**	98.8
Tax	105.4	83.4	38.0	177.4	188.8	69.4	172.2
Profit After Tax	**268.8**	**213.1**	**152.2**	76.6	**481.9**	**268.1**	79.8
PAT Margin (%)	17.2	16.2	14.6	264 bps	16.7	14.1	267bps
Reported Earnings Per Share (Rs)	**5.45**	**4.44**	**3.57**	52.7	**9.77**	**6.29**	55.3

FINANCIAL METRICS (2/2)

Quarterly Income Statement (**Standalone**)

Particulars (₹ Mn)	Q2FY26	Q1Y26	Q2FY25	YoY%	H1FY26	H1FY25	YoY%
Total Income from Operations	1,168.6	967.8	787.0	48.5	2,136.4	1,430.7	49.3
Total Expenditure	860.2	705.4	578.9	48.6	1,565.6	1,052.3	48.8
EBITDA	**308.4**	**262.4**	**208.1**	**48.2**	570.8	**378.4**	**50.8**
EBITDA Margin (%)	**26.4**	**27.1**	26.4	**-5 bps**	**26.7**	**26.4**	**27 bps**
Other income	-	-	-	-	-	-	-
Depreciation	20.1	19.8	10.4	94.3	39.9	20.9	91.2
EBIT	**288.3**	**242.6**	**197.8**	**45.8**	**530.9**	**357.5**	**48.5**
Interest	29.5	30.6	28.1	4.9	60.1	51.9	15.7
Profit Before Tax	**258.8**	**212.0**	**169.7**	**52.6**	**470.8**	**305.6**	**54.1**
Tax	78.7	64.9	31.3	151.9	143.6	60.1	138.7
Profit After Tax	**180.1**	**147.1**	**138.4**	**30.1**	**327.2**	**245.4**	**33.3**
PAT Margin (%)	**15.4**	**15.2**	**17.6**	**-217 bps**	**15.3**	**17.2**	**-184 bps**
Reported Earnings Per Share (Rs)	**3.65**	**3.06**	**3.25**	12.3	**6.63**	**5.76**	15.1

STRONG ORDER BOOK

Order Book as on 30th September, 2025

(₹ In Million, Standalone)

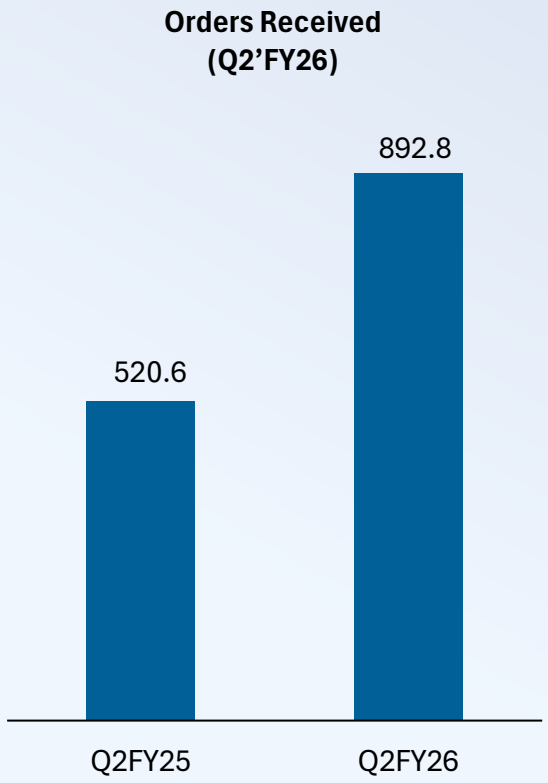

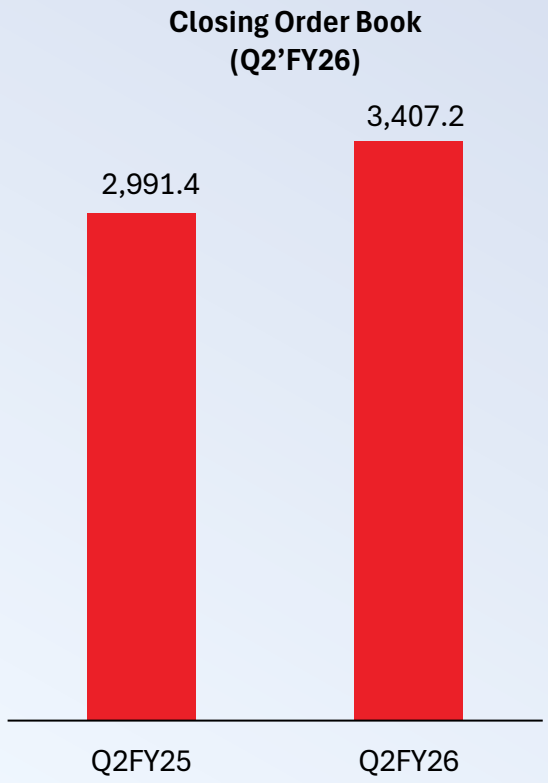

Order Book Q2 FY26
(₹ Mn)

Particulars	Consolidated	Standalone
Opening Order Book	4,470.2	3,627.7
[+] Orders Received	1,937.9	892.8
[-] Orders Executed	1,487.8	1,113.3
Closing Order Book	**4,920.3**	**3,407.2**

Company has received additional order & LOIs worth ~INR 1290 Mn from 1st October 2025 till date

MULTI-SECTORAL ORDERS RECEIVED

Q2'FY26 (Standalone - Value ₹ in Million, Share in %)

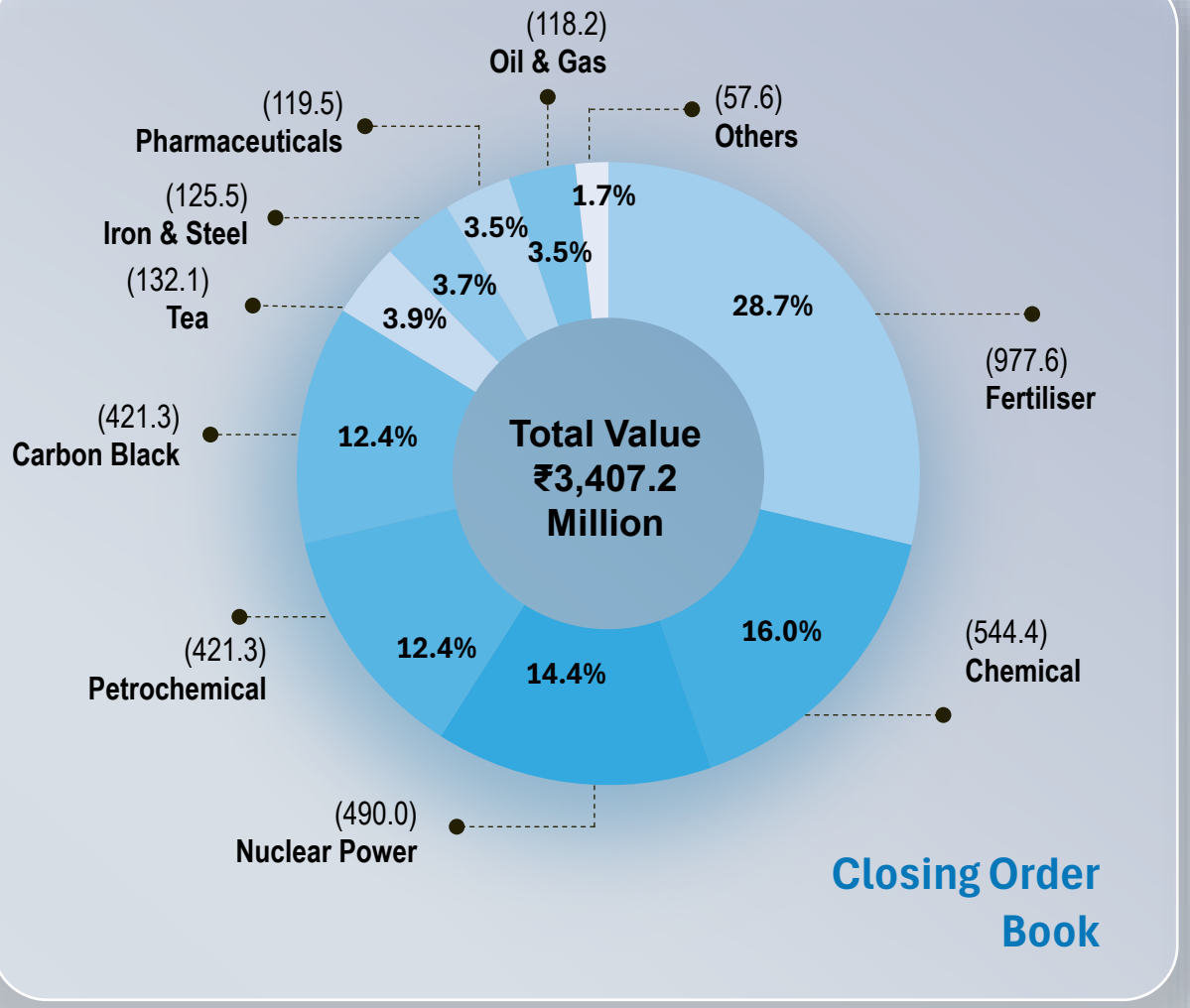

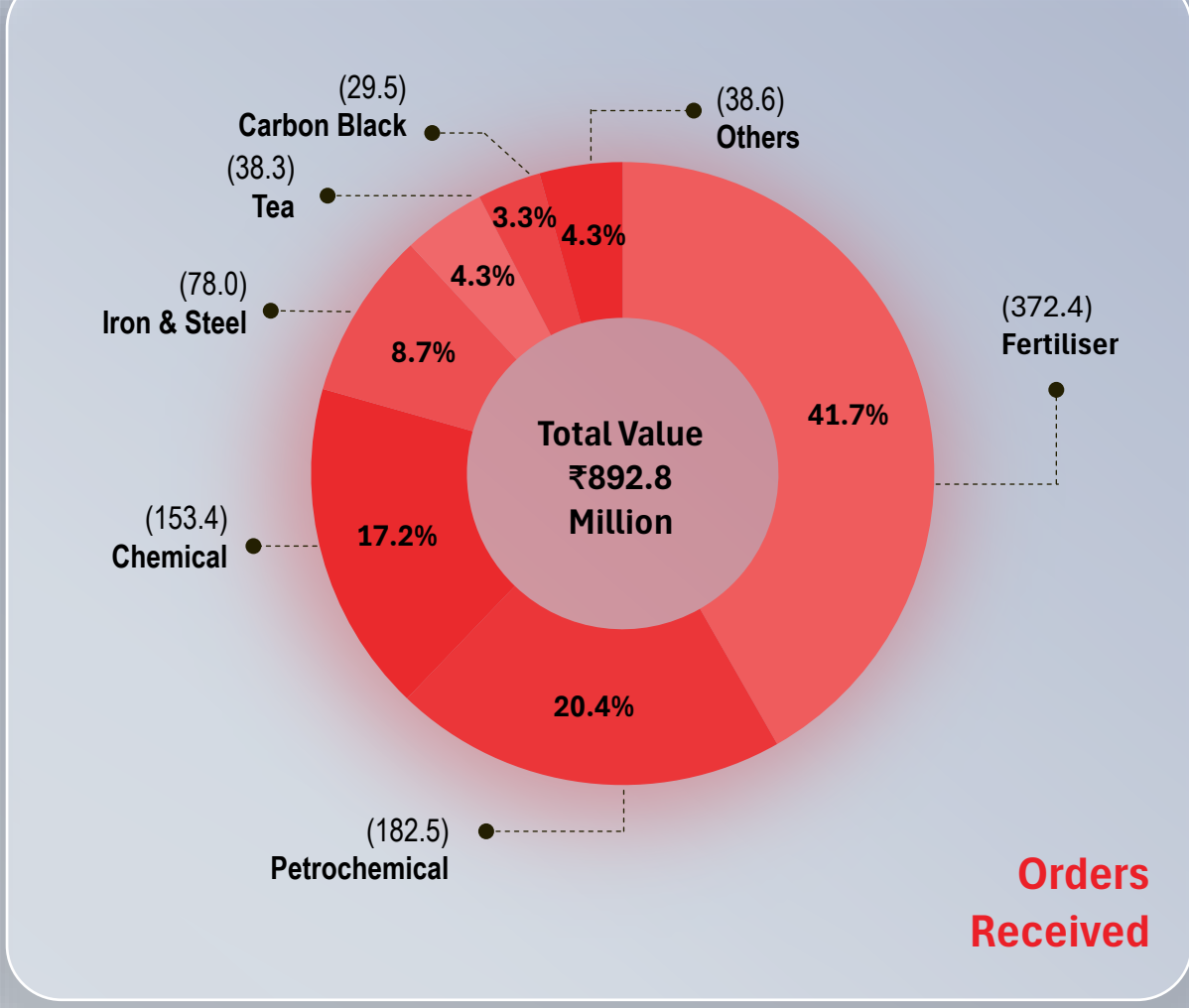

KEY HIGHLIGHTS & UPDATES (1/2)

Notable Orders

Major EPC Order for Ferro Alloy Sector

ME Energy secured a significant EPC contract in the Ferro Alloys sector for a 12 MW Waste Heat Recovery Based Power Plant (WHRPP)

₹ 510 Million

Second Consecutive Major EPC Order

In October 2025, ME secured another EPC contract in the Ferro Alloys sector for a 12 MW WHRPP, marking continued success in this segment.

₹ 490 Million

New Chemical Process Plant Project

In November 2025, Kilburn received a Letter of Award (LOA) from HWBF, Mumbai for setting up an ISTDDP chemical process plant.

₹ 373 Million

Repeat Order from Shree Cement

Received for supply, installation, and commissioning of biomass fuel (paddy straw) fired Hot Air Generator (HAG) systems for grinding units in Rajasthan and Uttar Pradesh

₹ 177 Million

KEL achieved **revenue of ₹ 1,560 Million (consolidated) & ₹ 1,169 Million (standalone)** during quarter ended September 2025

KEL's Closing Order Book **stood at ₹ 4,920 Million (consolidated) & ₹ 3,407 Million (standalone)** as on 30th September 2025

KEY HIGHLIGHTS & UPDATES (2/2)

Dryer Shipment to Jessa, Morocco







DESIGNED FOR GROWTH, TRUSTED FOR EXCELLENCE

Our successful track record includes customized process equipment manufacturing for various industries, catering to the requirements of both international and domestic customers, including large conglomerates.

We have an extensive R&D center that develops cutting-edge technologies and new equipment of international standards for our end-user industries.

Our sharp, highly qualified, and experienced Board of Directors lead us, along with a talented pool of engineers in mechanical, chemical, instrumentation, and electrical engineering disciplines.

Our progress is driven by our experienced Board of Directors, professional management team, and talented pool of engineers with expertise in mechanical, chemical, instrumentation, and electrical engineering disciplines.



With our 40+ years of experience, **we specialize in designing, engineering, and manufacturing equipment and systems for process plants in the chemical and petrochemical sectors.**

As a leader in solid, liquid, and gas drying systems, **we operate in a niche market.**

We provide comprehensive solutions for various industries such as tea, fertilizer, carbon black, soda ash, pharmaceuticals, dyes, pigments, and specialty chemicals.

We have notable installations in critical applications in oil and gas and nuclear power, including offshore platforms with skid-mounted packages and heavy water drying system engineering capabilities.

OFFERINGS DIVERSIFIED AND BESPOKE SOLUTIONS (1/4)

Customized Industrial Drying System

















OFFERINGS DIVERSIFIED AND BESPOKE SOLUTIONS (2/4)

Customized Package System

Air / Gas / Liquid Drying Systems



Solvent / Vapor Recovery Systems



Vibratory Feeders



Instrument Utility Gas Drying Systems



OFFERINGS DIVERSIFIED AND BESPOKE SOLUTIONS (3/4)

Fabricated and Large Critical Equipment

Pressure Vessels



Heat Exchangers



Columns



Reactors



Silos



Oil Field Systems



OFFERINGS DIVERSIFIED AND BESPOKE SOLUTIONS (4/4)

Standard Products

Other Products

Tea Dryers



Sludge & Paddle Dryers



Centrifugal Fans



Sugar Dryers



Coconut Dryers



Mechanised Withering System (Tea Leaf)



OUR MANUFACTURING PROWESS (1/2)

Metal Cutting and Forming

- Cutting machines
- Metal forming machines
- Press Brakes
- Shears/bending machines
- Welding machines

Machining

- Drilling machines
- Universal milling machine
- Lathes
- Shaping machine

Material Handling

- Equipment
- EOT cranes
- Forklifts
- Mobile cranes

Others

- Painting
- Balancing equipment
- Shot Blasting Machine
- Utilities

State-of-the-art manufacturing facility for fabrication, machining and assembly of the equipment situated at Thane, Maharashtra (India). Our **manufacturing plant is spread across 30,960 square metres.**

Manufacture equipment using materials such as **aluminium, carbon steel, stainless steel, inconel, hastelloy, monel, nickel, duplex stainless steel, Alloy 253 mA and titanium.**

OUR MANUFACTURING PROWESS (2/2)

Overview of Plant at Saravali, Bhiwandi, Maharashtra

Factory Shed





Titanium Clean Room





Vertical Turret Lathe



Heavy Duty Rolling



OUR VALUED CLIENTELE : A BRIEF OVERVIEW (1/2)

Petrochemicals

- Reliance Industries Limited
- bep
- sabic
- SANMAR
- LG Chem
- NOCIL Limited
- FinOlex Industries
- SPIC Nourishing growth
- ONGC Mangalore Refinery and Petrochemicals Limited

Speciality Chemicals

- Alufluoride Ltd.
- DORF KETAL
- JUBILANT INGREVIA
- GHARDA CHEMICALS LIMITED
- SOLVAY
- MFL
- GUJARAT STATE FERTILIZERS & CHEMICALS LTD.
- heubach
- UPL
- SUDARSHAN
- CHAMBAL FERTILISERS AND CHEMICALS LIMITED
- GACL
- BENZO CHEM
- CFS Camlin Fine Sciences
- Rashtriya Chemicals and Fertilizers Limited
- GNFC

Carbon Black

- PCBL
- Himadri
- monolith
- ADITYA BIRLA BIRLA CARBON
- CABOT
- Continental Carbon
- epsilon
- BKT

Power

- NPCIL
- BHEL
- LT

Oil & Gas

- ONGC
- sapura energy
- mbe
- IndianOil
- ANCHOR OFFSHORE
- LARSEN & TOUBRO
- GAIL (India) Limited
- Swiber
- SARKU
- NPCC
- Bharat Petroleum
- HANJIN HEAVY INDUSTRIES & CONSTRUCTION GROUP
- AFCONS
- ESSAR
- Lamprell
- SAMSUNG ENGINEERING
- NOVARGI
- Petrofac
- JGC
- CUEL
- HP
- SapuraKencana PETROLEUM

Pharmaceuticals

- LUPIN
- Piramal Pharma Limited
- Cipla
- Anthem BioSciences
- Mylan
- torrent PHARMA
- CONCORD BIOTECH
- Dr.Reddy's
- GRANULES
- NATCO
- SANDOZ

OUR VALUED CLIENTELE : A BRIEF OVERVIEW (2/2)

Food & FMCG

PEPSICO
PATANJALI
Ganesh
Mondelēz International
Hindustan Unilever Limited
Kellogg's
ITC Limited
Brahmins
A Vegetarian Promise

Fertilizer

DEEPAK FERTILISERS AND PETROCHEMICALS CORPORATION LIMITED
IFFCO
पूर्णतः सहकारी स्वामित्व
Wholly owned by Cooperatives
GREENSTAR
Coromandel
FUTURE POSITIVE

Soda Ash

NIRMA
TATA
TATA CHEMICALS LIMITED
RSPL
EVOLUTION IS CONSTANT
GHCL
GUJARAT HEAVY CHEMICALS LIMITED
DCW
LIMITED

Metals

JSW Steel
JINDAL STEEL & POWER
नालको
NALCO
ADITYA BIRLA
HINDALCO
KALYANI
KALYANI STEELS
HZL
HINDUSTAN ZINC LIMITED

Minerals, Mining & Others

RUBAMIN
Government of India
Department of Atomic Energy
HEAVY WATER BOARD
ACC cement
NPCC
T.EN
TECHNIP ENERGIES
Komline-Sanderson
SRF
We always find a better way
Lhoist
AICL
Performance Products
B K BIRLA GROUP OF COMPANIES
Formosa Plastics
OSWAL
Oswal Group of Industries
TS - 16949 Certified Company
Arvind
FASHIONING POSSIBILITIES

OUR GLOBAL PRESENCE



KILBURN ENGINEERING'S

100% Subsidiaries

M.E. Energy Private Limited

Waste Heat Recovery (WHR) Systems

Acquisition completed in **Feb 2024**

For **INR 987 mn**

Monga strayfield Private Limited

Radio Frequency (RF) Drying Systems

Acquisition completed in **Jan 2025**

For **INR 1230 mn**



M.E. Energy Private Limited

100% Subsidiary

SYNERGISTIC ALIGNMENT, STRATEGIC INTEGRATION

M.E. Energy Private Limited, a leading provider of custom-built Energy Saving, Heating, and Cooling Systems, specialized in Thermal Engineering.

This alignment will synergize M.E. Energy's and Kilburn Engineering's thermal and mechanical engineering capabilities, enhancing their technological offerings, operational efficiencies, and overall scale in the market.

Consideration

Mix of equity in Kilburn Engineering and cash to the erstwhile promoters

Synergy

Cost efficiency, trimming overheads and amplifying margins at a consolidated level & expanded sales opportunities by tapping into the existing clients bases of Kilburn and MEE



Kilburn's proficiency in drying systems, amplifies ME Energy's expertise in custom-built energy-saving systems.

Enhancing industry solutions by optimizing technological capabilities and operational efficiencies of Kilburn and ME Energy

Collaborating on thermal engineering to unlock synergistic advantages.

It operates as a wholly owned subsidiary of Kilburn Engineering Limited

ME ENERGY: SPECIALIST IN CUSTOM ENERGY SOLUTIONS

Specialise in designing and manufacturing world-class, highly customised thermal & mechanical systems for various industries

25+	1500+	15+	21+
Years of Innovation	Installations Globally	Industries Served	Countries
Thermal & Mechanical Engineering Core Competence	**Waste Heat Recovery (WHR) & Waste Heat Reutilisation Systems** Design, Manufacture and Installation of Energy Saving Projects, Heating and Cooling Systems and Equipment	**Concept to Commissioning** Custom built Energy Savings Systems/ Equipment, Heat Transfer Systems and Equipment on turnkey basis	**Exports** USA, Japan, Turkey, Spain, France, Bangladesh, Indonesia, among others

Products:



16 MW Waste Heat Based Power Plant for 200 MW IPP



3.5 MW Thermal Oil Heater for Biscuit Baking



Biscuit Baking Ovens (on Biomass)



Co2 Solution Reboiler

MEE KEY CLIENTELE: LEADING INDUSTRY PARTNERS

Food & FMCG	Food & Beverage	Oil & Gas/ Petrochemicals	Carbon	Iron & Steel	Others
Mahindra	Britannia	ONGC	Aditya Birla Carbon	JSW	Saint-Gobain
Hero	ITC Limited	Bharat Petroleum	PCBL	NMDC	Deepak Fertilisers and Petrochemicals Corporation Limited
Tata Motors	PepsiCo	IndianOil	BKT	John Cockerill	Wärtsilä
TVS	Haldiram's	Toyo Engineering	HEG	Black & Veatch	SRF



MONGA STRAYFILED PRIVATE LIMITED

100% Subsidiary

EXPANDING PORTFOLIO, EXPLORING NEW SECTORS

About Monga Strayfield Private Limited

Founded in **1968**. A **Leading manufacturer of Radio Frequency (RF) heating and drying equipment**, renowned for its over five decades of expertise in RF systems. Having a strong foothold in **sheet metal fabrication**. Strong customer base in the **USA and Europe**, with a **global reach spanning six continents**. Their solutions are trusted globally for their reliability and cutting-edge performance.

4000+ installations | **1000+** customers served | **50+** years of expertise

Monga Strayfield Pvt. Ltd.

Radio Frequency (RF) Heating & Drying Solutions:

Offers RF **heating, drying, and heat pump technologies**, offering energy-efficient solutions for moisture removal and temperature control.

Monga's products cater to **diverse applications like food processing, textile drying, latex drying, disinfestation, paper drying, fiber glass processing, and defrosting.**

Low-temperature (RH) drying sets the standard for efficiency, allowing us to **remove significant moisture at a low cost**, key markets include fruit, **vegetable, herb, and spice drying.**

RF technology **optimizes production, reducing process times while ensuring uniform quality and energy efficiency.**



> "Sole manufacturer of Industrial Radio Frequency heating and drying machines featuring a filtered oscillator design."

MONGA STRAYFIELD'S INFRASTRUCTURE & KEY MILESTONES

INFRASTRUCTURE:

- State-of-the-art manufacturing and R&D facility in Bhosari, Pune
- Offices in Pune, Mumbai, Delhi (India), and Theale (United Kingdom)
- Service engineers available 24/7 across five continents

PRESENCE:

- 3 State-of-the-art manufacturing Facility in **Bhosari, Pune, Maharashtra** along with R7D Facility.
- Manufacturing facility in Theale, Berkshire, **UK**
- Joint Venture - Gentle Processing SK, **Canada**
- Offices: **India** – Pune & Mumbai, Maharashtra; Delhi / **UK** – Theale, Bershirei

Key Timeline Highlights:

1968

Monga Electronics Pvt. Ltd. was established in India & Strayfield Ltd. in England.

1996

Established Monga Strayfield Pvt. Ltd. (50:50 joint venture with Strayfield Ltd., UK), to manufacture textile yarn drying machines.

2005

Acquired joint venture partner Strayfield Ltd. in the UK.

2008

Amalgamated all group companies in India under Monga Strayfield Pvt. Ltd. to improve integration and resource utilization.

2009

Developed the first and only 125kW machine to meet global economic growth and capacity demands.

2016

Formed a joint venture with a Canadian partner to create QGTI, focused on organic, chemical-free processing of fresh foods and grains.

2019

Developed low-temperature dehydration technology, achieving cutting-edge drying efficiency for fresh food dehydration.

MULTIPLE INDUSTRIES & MULTIPLE APPLICATIONS

Catering to wide range of industries: Catering multiple industries in UK, USA, Italy, Netherlands, New Zealand, Oman, Poland, Russia, South Africa, Turkey, & others
(Provide high quality high yield production)

FOODS

Post Baking

Plant Protein

Disinfestation

Textiles

Other Applications

Fiberglass

Industry	Application of RF Dryers
Textiles	Textile packages, hanks, tops & loose fibers
Post Baking	Energy saving, reduced process times, enhanced quality
Food & Spices	Ready-to-eat food products and spices
Ceramics	Ceramics & thermally insulating materials
Disinfestation & Sanitization	High volume & continuous flow disinfestation and sterilization
Defrosting and Thawing	Tempers for a uniform temperature profile
Latex & Foam	Increased productivity
Fiberglass & Basalt Fiber	Quality and complete drying of fiberglass & basalt fiber
Web & Sheet Drying	Book binding, matchboxes, coated paper & water-based inks and adhesives
Others	Wood laminates, pulp, leather, cosmetics & pharmaceutical ingredients

EXPANDING KILBURN'S PRODUCT RANGE & MARKET PRESENCE

Perfect alignment with Kilburn's strategic vision

Adds significant capabilities to Kilburn's portfolio, positioning for accelerated growth

Integration of Monga Strayfield's advanced RF drying and heating technologies **enables innovative, high-performance solutions for diverse industries, creating new growth opportunities**

Monga Strayfield's **sheet metal fabrication expertise** expands Kilburn's international presence

Strengthens Kilburn's market position and **enhances offerings across key industrial sectors**

Broadens reach into industries such as textiles, packaged foods, Fiberglass & Basalt Fiber, among others



Acquisition Details

Acquisition completion date
27th Jan 2025

Total Consideration | **INR 1,230 mn**
Cash | **INR 1,030 mn**
Equity Shares of Kilburn | **INR 200 mn**
(0.47 mn shares @ INR 425/ share)

Shareholding by Kilburn post acquisition
100% of MSPL's share capital



Kilburn Engineering Limited

Consolidated

OPPORTUNITIES FOR GROWTH

- **Radio Frequency Drying and Heating Solutions**
- **Bundling of KEL and MEE offerings to existing customer base**
- Additional equipment/ Packages in existing sectors like soda ash, carbon black etc.
- Other applications such as Biomass drying, waste-to-energy etc.
- Silos and Tanks
- Belt/ Band/ Conveyor Dryers for various applications
- Spin Flash Dryer for Various applications
- Spray Dryer for various applications
- **Sheet Metal Fabrication**
- **Energy Savings Systems & thermal equipment from MEE**
- Rotary steam tube bundle dryer for DDGS.
- Fluid Bed Calciner & Batch FBD
- RVPD (Rotary Vacuum Paddle Dryer)
- ATFD (Agitated Thin Film Dryer)
- Granulator
- Material Handling

ROBUST WAY FORWARD

Anticipate continued substantial revenue growth in the upcoming years, driven by a strong flow of orders and a pending order book.

Explore new and niche areas of application with the help of our successful integration of world-class technologies, in addition to our primary sectors of Chemical, Petrochemical, Refinery, Oil & Gas, Power, Fertilizer, Food and allied industries.

Consolidated growth of ~50% in anticipated in FY26, followed by growth of CAGR 25–30% from FY27 onwards (on the base of FY26) & rolling enquires of more than ₹ 40,000 Million (on consolidated basis), which the company is at various stages of bidding/ evaluating.

Continue to enjoy cost advantages available to the Indian manufacturing industry, relative to global players, and will strive to make the best use of this opportunity. Furthermore, we will continue to focus on both domestic and international markets.



PROFESSIONAL MANAGEMENT TEAM



MR. RANJIT LALA

He holds the position of **MANAGING DIRECTOR** of the company, leveraging his academic background with a Bachelor's in Engineering (B.E.) and a Master's in Marketing. His professional journey spans over 35 years, marked by invaluable experience in corporate management. His most recent role as managing director underscores his pivotal responsibility for overseeing all aspects of the company's operations and strategic growth.



Mr. Anil Karnad

He serves as the **WHOLE-TIME DIRECTOR** (OPERATIONS) of the company, holding a degree in B.E. (Production Engineering). His extensive career spans multiple sectors including Oil & Gas, Fertilizers, Power, and Chemicals. Currently, he oversees all facets of operational delivery, encompassing production, quality assurance, engineering, procurement, subcontracting, as well as site erection and commissioning.



Mr. Vijaysankar Kartha

He is **DIRECTOR & CTO** at the company. With a robust entrepreneurial background in thermal engineering, project management, and business development, he acquired business management skills at XLRI, Jamshedpur, and mechanical engineering expertise from Kerala. Additionally, he pursued advanced management training at IIM Ahmedabad. He established M.E Energy Pvt. Ltd. in Pune, successfully expanding it into a $10M enterprise serving clients worldwide.



Mr.M.R.Kazi

He holds the position of **VICE PRESIDENT (MARKETING)** within the company, having achieved a Diploma in Mechanical Engineering. With a tenure that spans since 1986, he brings extensive experience and expertise to his role.



Mr. Sachin Vijayakar

He serves as the **CHIEF FINANCIAL OFFICER** of the company, having earned his Bachelor of Commerce degree. He has been a valued member of the company since 1985.

ANNUAL STATEMENTS

Income Statement & Balance Sheet (**Consolidated**)

Income Statement (₹ Mn)	FY24	FY25	H1FY26
Total Income from Operation	**3,331.4**	**4,276.2**	**2,877.7**
Expenses	**2,530.9**	**3,234.6**	**2,097.5**
Cost of Material Consumed	1,610.7	1,811.5	1,171.2
Subcontracting Charges	250.1	204.5	159.8
Changes in inventories of FG & WIP	43.4	(2.3)	(2.4)
Employee Benefit Expenses	274.5	501.5	347.4
Other Expenses	352.2	719.4	421.4
EBITDA	**800.5**	**1,041.6**	**780.1**
Other Income		-	12.2
Depreciation	34.6	73.3	57.1
EBIT	**765.9**	**968.3**	**735.2**
Interest	96.6	141.6	64.5
PBT	**669.3**	**826.7**	**670.7**
Tax	163.9	203.7	188.8
PAT	**505.4**	**622.9**	**481.9**
Reported EPS	**13.3**	**13.94**	**9.77**

Balance Sheet (₹ Mn)	FY24	FY25	H1FY26
Assets:	**4,855.2**	**7,309.3**	**8,393.1**
Non - Current Assets	**1,915.6**	**3,106.7**	**3,125.3**
Property, Plant & Equipment	855.8	1,673.2	1,722.0
Intangible Assets	784.6	1,213.8	1,213.4
Others Non - Current Assets	275.2	219.8	190.0
Current Assets	**2,939.7**	**4,202.6**	**5,267.7**
Inventories	309.0	479.8	494.1
Trade Receivables	783.9	1,054.8	1,807.0
Other Current Assets	1,846.8	2,667.9	2,966.6
Equity & Liabilities:	**4,855.2**	**7,309.3**	**8,393.1**
Equity	**2,543.9**	**4,725.1**	**5,616.8**
Non-Current Liabilities	**573.7**	**615.8**	**644.7**
Borrowings	555.2	514.7	493.7
Other Financial Liabilities	18.5	101.1	151.0
Current Liabilities	**1,737.6**	**1,968.4**	**2,131.7**
Trade Payables	441.0	635.0	569.3
Other Current Liabilities	1,296.6	1,333.4	1,562.3

THANK YOU !

KILBURN ENGINEERING LTD

Plot No.6, MIDC Industrial Area, Saravali,
Kalyan-Bhiwandi Road, Thane – 421 311.
Website: www.kilburnengg.com

KAPTIFY® Consulting

Strategy & Investor Relations | Consulting
Email: info@kaptify.in | + 91- 845 288 6099
Website: www.kaptify.in