Namo eWaste Management Limited

An ISO 14001:2015 & ISO 9001:2015 Certified

Date: May 29, 2025

To,
National Stock Exchange of India Limited
Exchange plaza,
Bandra-Kurla Complex, Bandra (E)
Mumbai – 400051

SYMBOL: NAMOEWASTE

Subject: Investor Presentation under Regulation 30 of the SEBI (Listing Obligations and Disclosure Requirements) Regulations, 2015 for the half year and Year ended on 31st March, 2025

Dear Sir/Madam,

This is in continuation of the Intimation for Earning Conference Call for Half Yearly-2 F.Y. 2024-25 and Pursuant to Regulation 30 of SEBI (Listing Obligations and Disclosure Requirements) Regulations, 2015, please find enclosed herewith Investor Presentation of NAMO EWASTE MANAGEMENT LIMITED highlighting the performance of the Company for the half year and Year ended on 31st March, 2025.

Kindly take the same on records.

Thanking you,

Yours faithfully,

For **Namo Ewaste Management Limited**

KUMUD MITTAL
Digitally signed by KUMUD MITTAL
Date: 2025.05.29 11:06:12 +05'30'

Kumud Mittal
Company Secretary & Compliance Officer
Membership No. 21813

Encl: Presentation

Reg. Office : B-91, Private No. A-6, Basement, Main Road Kalkaji, South Delhi, New Delhi-110019, India
Corp. Office : 14/1, Main Mathura Road, Faridabad-121003 (Haryana)
+91-129-4315187, +91-81303 93628
admin@namoewaste.com, www.namoewaste.com
CIN No.: L74140DL2014PLC263441
GSTIN : 06AAECN6113C1ZZ

Namo eWaste Management Ltd.

FY 24-25 INVESTOR PRESENTATION

29th MAY 2025



FY 24-25 Financial Highlights

Investor Presentation

Management's Commentary

"**In FY24-25**, we achieved strong Revenue growth of **50%** with EBITDA and PAT rising sharply by **29%** and **25%** respectively on y-o-y basis., driven by client diversification, scaling benefits and operational efficiency. Profitability and capacity utilization improved further, supported by our multi-location ramp-up, rising demand, and increased adoption of ESG-compliant EPR solutions. Our current recycling capacity stands at **30,500+ MTPA** which is being enhanced to **68000 MTPA by Q3 FY26 and thus** reinforcing our position amongst India's largest formal recyclers. With **26+ collection centers**, Pan India presence, in-house recovery systems, and a **90%+ women-led workforce**, our execution capability continues to deliver results.

In FY24-25 post listing on 11th Sept'2024, our stock price has consistently traded **above the issue price (Rs.85/-) with an average of Rs.187/- per share**, reflecting strong investor confidence in our capabilities. We are committed to scaling our operations in battery waste management through our best in class plant in Nashik (commencing June 2025) and expanding in South by starting new ewaste plant in Hyderabad by Dec 2025. Backed by a robust order book and capacity expansion, we target **45-50% CAGR** over the next three years through **ESG-aligned, scalable operations.**"



Mr. Akshay Jain
Promoter & Managing Director

Revenue Composition FY 25 vs FY 24

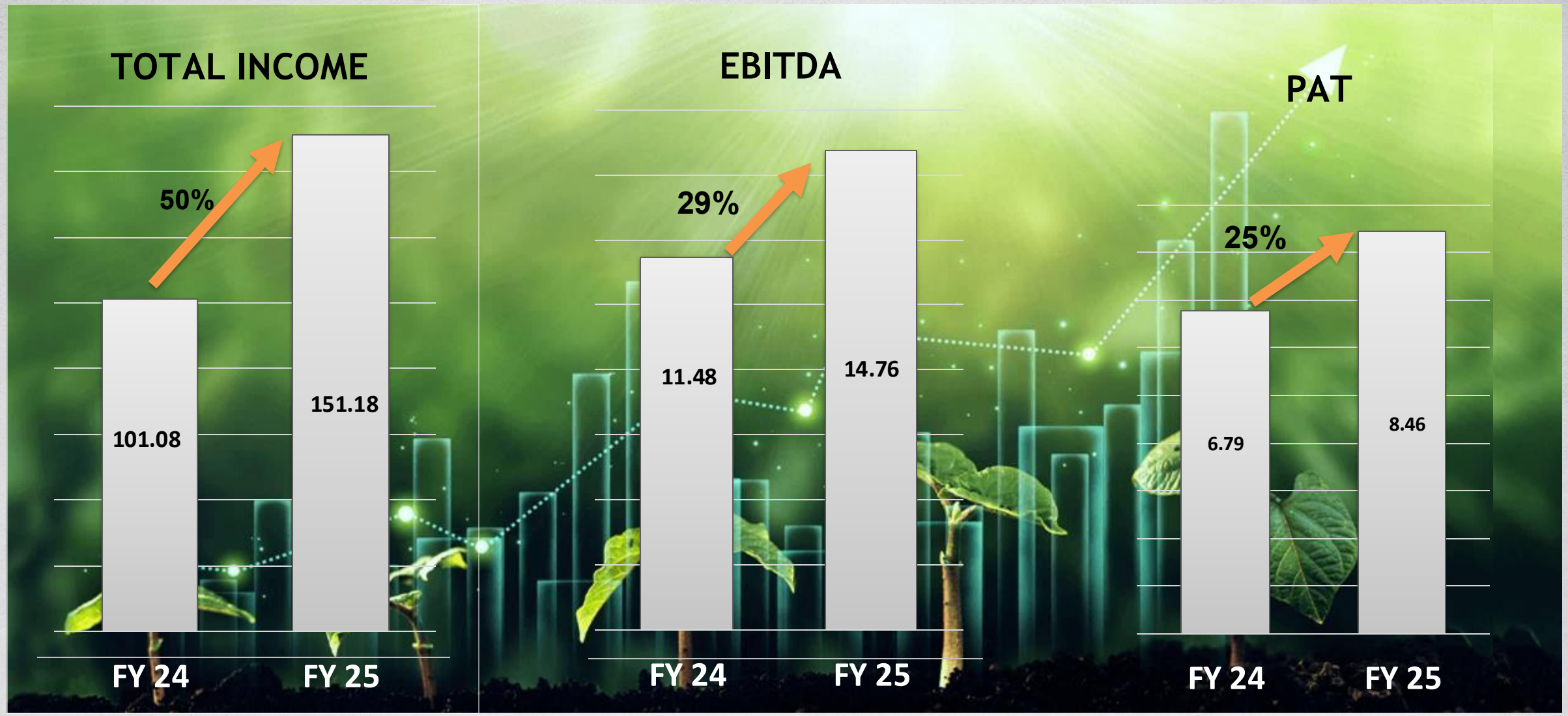

(INR in Cr. except percentages)

Profit & Loss Statement FY 25 vs. FY 24

(INR in Lakhs)

Particulars	FY 25	FY 24	Y-O-Y- Gr
Revenues	14983.2	10093.18	48.45%
Other Income	135.25	14.44	836.63%
Total Income	15118.45	10107.62	49.57%
Raw Material Expenses	11758.91	7717	52.38%
Employee costs	447.76	322.21	38.97%
Other expenses	1435.01	920.42	55.91%
Finance Costs	161.81	117.07	38.22%
Depreciation	136.62	117.06	16.71%
Total Expenditure	13940.11	9193.76	51.62%
EBITDA	1476.77	1140.74	29.45%
EBITDA Margins (%)	9.76	11.28	-15.57%
PBT	1178.34	906.61	29.97%
Tax	332.40	227.99	48.11%
PAT	845.94	678.62	23.88%
PAT Margins (%)	5.60	6.71	-16.54%
EPS	3.7	4.24	-12.74%

Statement of assets and Liabilities

(INR in Lakhs)

Equities & Liabilities	FY25	FY24
Equity	2286.75	1684.35
Reserves and Surplus	6592.31	1846.05
Net Worth	8879.06	3530.4
Non Current Liabilities	1.3	1
Long-Term Borrowings	177.53	316.95
Deferred Tax Liabilities	33.97	17.72
Long Term Provision	11.93	7.41
Total Non Current Liabilities	224.73	343.08
Current Liabilities		
Short-Term Borrowings	104	1136.28
Trade Payables	360.09	822.16
Short Term Provisions	285.67	220.14
Other Current Liabilities	197.98	222.68
Total Current Liabilities	947.74	2401.26
Total Liabilities	10051.5	6274.74

Assets	FY25	FY24
Non Current Assets	901.61	0
Fixed Assets	2465.58	2154.28
Deferred Tax Assets	0	0
Other Non Current Assets	72.84	121.99
Total Non Current Assets	3440.03	2276.27
Current Assets		
Cash & Bank Balance	1223.47	198.52
Inventories	3344.73	1852.41
Trade receivables	1254.28	1460.22
Short-Term Loans and Advances	106.14	183.87
Other Current Assets	682.87	303.46
Total Current Assets	6611.49	3998.48
Total Assets	10051.52	6274.74

Company Overview

FY 24-25 Investor Presentation

Namo eWaste - India's Leading E-Waste Recycler



Established in 2014, Namo eWaste Management Limited, specializes in sustainable e-waste management.

Key player in circular economy, recycling e-waste to recover metals like copper, aluminum, iron, silver, gold, mercury, etc.

Sources material through B2B (Producers, Manufacturers, Bulk Consumers), E-waste aggregators & B2C (collection drive & Awareness campaigns)

State-of-the-art facility enables eco-friendly, cost-effective processing, positioning us as a leading player in India's e-waste management sector.

10 +
Years of Experience

325 +
Team Size

270 +
Clients Served

25 +
Awards & Recognition

100 +
Products Recycling Categories

Key Metrics

03
Recycling Plants

26 +
Collection center's across India

1st
To Start EPR Recycling In India

60 % +
Women employees

30,500+ MTPA
Recycling Capacity

517,157+
Laptops Recycled as of March 2025

34,036,458+
Mobiles Recycled as of March 2025

1,371,858+
Home Appliances Recycled as of March 2025

77,437,697+ kgs
E Waste Recycled as of March 2025

Leadership Behind the Mission



Mr. Akshay Jain
Promoter and Managing Director
10+ Years Of Experience

- MA in International Business from University of Greenwich, London (2013)
- Core founding team member leading policy & business strategy
- Oversees operations, legal, finance & customer relationships



Mr. Sanjeev Kumar Srivastava
Chief Executive Officer
35+ Years Of Experience

- Holds M.Sc Chem.) from University of Lucknow (1985)
- Leads business planning and development initiatives
- Ex-banker with 30+ years of Leadership experience.
- Successful entrepreneur and co-founder of multiple companies



Mr. Parikshit Satish Deshmukh
Whole Time Director
05+ Years Of Experience

- MA in International Business from Teesside University, UK (2016)
- Leads sales, marketing & HR administration
- Specializes in business development & organizational management



Mr. Ujjwal Kumar
Non-Executive Director
08+ Years Of Experience

- B-Tech from Maharshi Dayanand University, Rohtak (2016)
- Leads e-waste procurement operations & general administration

Mr. Rajesh Tripathi
Chief Financial Officer & CA
22+ Years Of Experience

- Diversified experience in finance and accounts across manufacturing, infra, IT companies, etc.

Ms. Kumud Mittal
CS & Compliance Officer
12+ Years Of Experience

- Diversified experience in Companies act, SEBI, RBI, etc. across manufacturing, NBFC, Pharma.

Mr. Rojina Thapa
Independent Director & CA
04+ Years Of Experience

- Specializes in financial advisory & regulatory compliance
- Core focus on accounting & tax consulting services

Mr. Saurabh Shashwat
Independent Director
07+ Years Of Experience

- Company Secretary since 2016 (ICSI qualified)
- Currently: Proprietor at Saurabh Shaswat and Associates

Vision & Mission



Vision

Dedicated to building a sustainable future by addressing the environmental impact of e-waste and leading positive change through responsible recycling with NAMO eWaste.



Mission

Committed to reduce, reuse, and recycle by promoting responsible e- waste disposal, raising awareness, and empowering informal recyclers through training in safe, sustainable practices.

Our Journey of building a Sustainable World

2014 — Namo eWaste Management Ltd. was founded

2015 — 1st E-waste Plant Commissioned at Faridabad

2017 — 1st Company to Start EPR Recycling in India

2018 — Best Recycling Company Award

2019 — Featured by Discovery Channel, Scroll Media, YourStory

2020 — 2nd E-waste Plant at Nasik

2021 — Exclusive Precious Metals Technology from MEITY

2022 — Strengthened our leadership team

New Corporate Office at Gurugram

2023 — 3rd E-Waste plant in Palwal

Acquisition of Techeco Waste Management LLP

2024 — Got Listed on NSE SME on 11th Sept.

2025 — Commencing Lithium Ion Plant at Nashik in June and E- Waste Plant at Hyderabad

Building Trust Through Global Certifications and Quality Assurance











Trusted by Industry Leaders



Business Overview

FY 24-25 Investor Presentation

Turning E-Waste into Value - Our recycling process

1. Electronic Items/ E- Waste
2. Schedule Pickup
3. Onsite Data Destruction
4. Secure Transportation
5. E Waste delivered to secure facility
6. Dismantling
7. Shredding & Segregation
8. Green Certificate

Key Revenue Streams

Key Revenue Streams

E Waste Recycling



Environmentally responsible dismantling and recovery of valuable materials from non-functional or obsolete electronic products.

Refurbishment



Repairing and restoring functional but outdated electronics for resale, extending product lifecycle and reducing waste.

EPR, Consulting, etc



End-to-end compliance support for producers under E-Waste Management Rules 2022, including audits, return filing, and disposal strategies.

Comprehensive E-waste and Compliance Solutions

Reverse Logistics

To assist producers in complying with EPR guidelines, We offer a customized reverse logistics service to eliminate all the hassles of handling, transporting, and disposing of e-waste and products.

The goal is to make recycling easier for consumers, reduce waste in landfills, and reduce greenhouse gas emissions caused by mining, manufacturing, transportation & incineration.

Data Destruction

Concers regarding the security of confidential information on devices are a top concerns when it comes to e-waste management. In order to protect data from being compromised, we provide 2X data destruction services at your door step, including Data Degaussing, Hard Disk Shredding & Software Data Destruction.



Electronic & Electrical eWaste

EEE recycling involves collecting, sorting, and recycling electronic products in order to reuse any salvageable materials in the electronics.

Namo has four certified facilities in India, with an annual capacity to recycle up to a 67k+ metric tons of electronics per year. This makes Namo one of the the biggest capacity e-waste processor in the industry. Through our specialized process we ensure responsible recycling of EEE waste.

ITAD

IT Asset Disposition (ITAD) is the practice of security and responsibility recycling electronic goods that are no longer needed or effective.

Namo is one of the leading ITAD providers in India. We have the ability to process both data-bearing and non-data bearing assets for IT businesses ensuring 100% data destruction and environment compliance at the same time maximizing asset recovery value

EPR Services

Manufacturers, producers & importers are usually held responsible for the handling and disposal of certain e-waste products after their life has ended under e-waste guidelines 2022. This service enables producers to meet their EPR requirements and also helps them in undertaking the complete procedure of Logistics Management - from collection, transportation, through responsible disposal.

Strategically Located Recycling Hubs

30,500+

Current Capacity (In MTPA)

26+

Collection Centers

03 +

Current Recycling Plants

02 +

Upcoming Recycling Plants

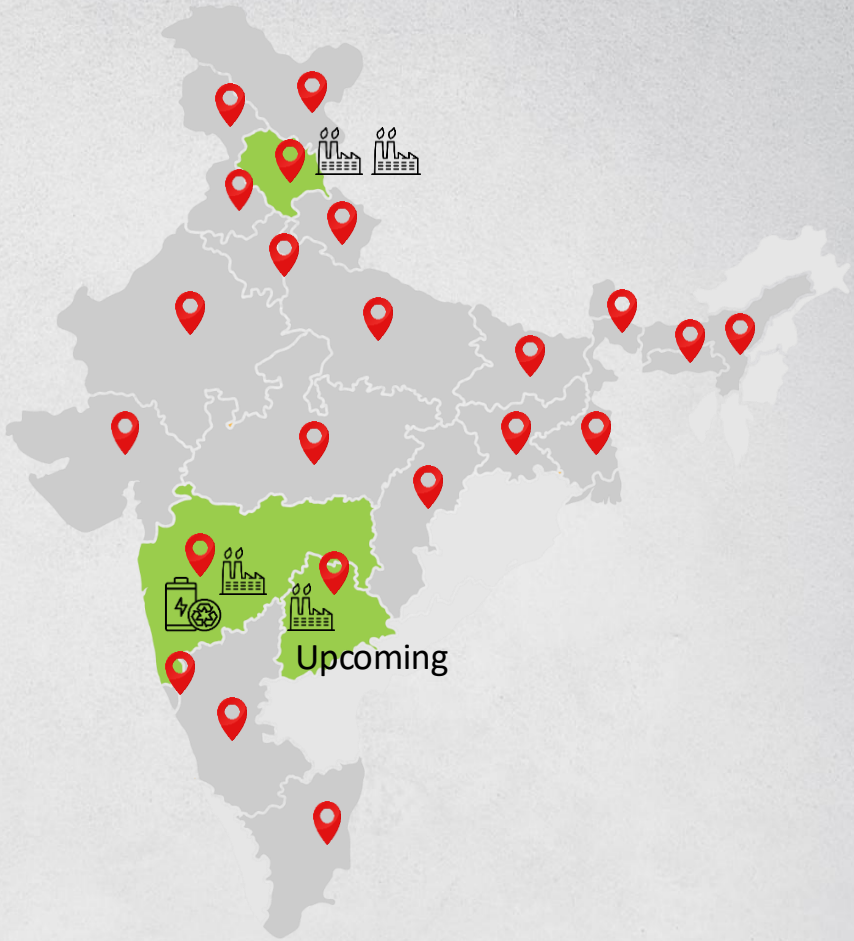

Collection Centres

Recycling Plant

Li-ion Battery Recycling Plant

Manufacturing Facilities

30,500+ MTPA	3,35,145.11+ SQ. FT.	37,500+ MTPA	68,000+ MTPA
Total Recycling Capacity	Total Area of Units	New Capacity Addition	Total Capacity By Q3 FY26



Palwal, Haryana

- Installed Capacity: 16,000 MTPA
- Built-Up Area: 1,72,330 sq. ft.
- Function: Centralized storage and dismantling hub for high-volume e-waste intake and segregation



Faridabad, Haryana

- Installed Capacity: 5,200 MTPA
- Built-Up Area: 75,627 sq. ft.
- Function: Primary manufacturing unit for e-waste recycling and material recovery



Nashik, Maharashtra

- Installed Capacity: 9,300 MTPA
- Built-Up Area: 87,187 sq. ft.
- Function: Key e-waste recycling unit focused on material recovery and regional processing for Western India

Future Ready Infrastructure Rollout - Commencing Li Ion Battery Plant in Nashik

2.5 acres

Land Acquired



12,240 MT

Allotted Recycling Capacity



June 2025

Expected to be Operational



Key Growth Drivers

- 20% of India's EVs registered in Maharashtra – high battery waste concentration
- Nashik near Pune–Aurangabad–Mumbai – OEM-rich corridor for steady feedstock
- Close to key battery/EV makers – Tata AutoComp, Mahindra, Exide, Amara Raja, etc. Source-MIDC
- Recycling mandated under Battery Waste Rules 2022 – regulatory tailwind
- India imports 90% of Li, Co, Ni justifying huge opportunity for battery recyclers Source- CPCB

Current Status

CTO received from MPCB: 16/04/2025

Location

Tal Dindori, Nashik-422004

Expansions in High Growth Zones - Upcoming eWaste Plant in Hyderabad

Hyderabad ranked **2nd in India** for IT exports, valued at **US$ 32 billion** in FY23
Telangana contributes **31% of India's software exports**, ranking it as a significant IT hub.



2.5 acres

Land Acquired
Construction To
Begin Soon

25,000 MT

Proposed Recycling Capacity

Q3 FY26

Expected to be
Operational

Key Opportunities

- 60,000+ tonnes e-waste/year from Hyderabad's IT sector – steady urban feedstock
- Located in TSIIC EMC zone – near electronics manufacturers and tech parks
- Proximity to 1,500+ IT/ITES companies – efficient reverse logistics (Amazon, TCS, Infosys)
- Backed by Telangana E-Waste Policy 2020 – first state with recycler incentives
- Southern India generates 22% of India's e-waste – underserved by formal recyclers. Source- Telangana e-Waste Management Policy

Industrial Park Size:
310 Acres

Location
TSIIC Park Electronic Manufacturing Cluster, Maheshwaram, Telangana

E-Waste Generation & Recycling in India

3rd
India ranks globally in e-waste generation

3.2 million tons
Generates e-waste annually

5 million tons
Expected to reach by 2030

22% only
Undergoes proper recycling

78%
E-waste goes uncollected or is mismanaged

70%
Computer equipment accounts for e-waste

US$ 57 billion
Global economic impact of precious metals lost through unrecycled e-waste

US$ 3,428.75 million
Valuable Metal e-waste revenue opportunity by 2032

US$ 3,286.92 million
Consumer electronics e-waste revenue opportunity by 2032





Source: thebrainyinsights, globenewswire

Structural Catalyst for Expansion

PLI Schemes for Electronics & Battery Manufacturing Driving Waste Volume

- Government's PLI scheme for ACC batteries and electronics manufacturing is accelerating domestic production of EVs, mobiles and IT hardware.
- Expected to significantly increase the volume of spent batteries, obsolete electronics, and production scrap, enhancing demand for compliant recycling solutions.

Battery Waste Management Rules, 2022 - Mandatory Recycling & Material Recovery

- Under the Battery Waste Management Rules, 2022, producers must ensure recycling of EV, industrial and portable batteries, with a mandated share of recycled content in new products.
- This regulation has created a long-term regulatory pull for lithium-ion battery recovery infrastructure in key states like Maharashtra.

Source- Ministry of Coal

State-Level Policy Incentives for Recycling Infrastructure

- Telangana's E-Waste Management Policy (2017) and Maharashtra's EV Policy (2021) offer:
  - ✓ Land and capital subsidies for recycling units
  - ✓ Preferential procurement policies
  - ✓ Dedicated clusters like TSIIC EMC, Hyderabad for electronics
- These incentives are designed to accelerate private-sector investment in collection and recycling ecosystems

Source-Telangana e-Waste Management Policy

Rising Enterprise Demand for Secure IT Asset Disposal

- With digitalization across regulated sectors like pharmaceuticals, BFSI and healthcare, the need for secure IT asset disposal (ITAD) and data destruction has become a compliance priority.
- This trend is contributing to growing volumes of e-waste and increasing enterprise demand for certified electronics recyclers.

ESG Reporting Framework Creating Indirect Pressure for Sustainable Waste Management

- The SEBI-mandated Business Responsibility and Sustainability Reporting (BRSR) now requires listed companies to disclose electronic waste management and circular economy practices.
- This has led to increased outsourcing of sustainable recycling and EPR compliance among corporates aiming to align with ESG norms.

Source- SEBI

Regulatory Changes Impacting The E-Waste Industry

	Categories of electrical and electronic equipment	EEE Items Category	EC in terms of EEE item category	Lowest Price for Exchange of EPR Certificate (Item Code Wise) = 0.3xEC (Rs. per Kg)
(i)	Information technology and telecommunication equipment:	ITEW	112	34
(ii)	Consumer Electrical and Electronics and Photovoltaic Panels	CEEW	74	22
(iii)	Large and Small Electrical and Electronic Equipment	LSEEW	76	23
(iv)	Electrical and Electronic Tools (With the exception of large- Scale Stationary Industrial Tools)	EETW	82	25
(v)	Toys, Leisure and Sports Equipment	TLSEW	34	10
(vi)	Medical Devices (With the Exception of All Implanted and Infected Products)	MDW	135	41
(vii)	Laboratory Instruments	LIW	136	41

Minimum rates set by the CPCB

SCHEDULE - III

[See rules 3(m), 6(2), 13(1), 13(2)]

Sl. No.	Year (Y)	E-Waste Recycling Target (by weight)
1.	2023 -2024	**60%** of the quantity of an EEE placed in the market in year Y-X, where 'X' is the average life of that product
2.	2024 -2025	**60%** of the quantity of an EEE placed in the market in year Y-X, where 'X' is the average life of that product
3.	2025 -2026	**70%** of the quantity of an EEE placed in the market in year Y-X, where 'X' is the average life of that product
4.	2026-2027	**70%** of the quantity of an EEE placed in the market in year Y-X, where 'X' is the average life of that product
5.	2027-2028	**80%** of the quantity of an EEE placed in the market in year Y-X, where 'X' is the average life of that product
6.	2028-2029 onwards	**80%** of the quantity of an EEE placed in the market in year Y-X, where 'X' is the average life of that product

EPR Targets Set by the CPCB

- CPCB circular (CP-22/31/2024-WM-III-HO-CPCB-HO) dated: 9th September, 2024
- Introduction of a price floor for EPR credit exchange based on the different EEE item categories
- Notice to be adhered by Producers, Manufacturers, Importers, Recyclers and Refurbishers
- For 2025-2026 EPR Targets increased from 60% of sales to 70%

Competitive Edge

Largest E-waste Recycler
Total installed recycling capacity of 30,500+ MTPA, expanding to 68,000+ MTPA by Q3 FY26

Pan-India Presence
26+ collection centers and 3 operational plants across key states; upcoming facilities in Hyderabad and Nashik

Technology Leadership
Exclusive precious metal recovery tech from MEITY; ISO & R2 certified for quality and environmental standards

Pioneer in EPR Recycling
1st company to start EPR compliance services in India; trusted by major OEMs and producers



Upcoming Growth Catalysts
Lithium-ion battery recycling unit (12,240 MT) at Nashik and 25,000 MT e-waste unit in Hyderabad set to go live in FY26

Diversified Service Portfolio
E-waste recycling, ITAD, reverse logistics, data destruction, refurbishment, EPR and consulting

Strong Client Base
Partnerships with tech giants and fintech leaders across India

High Throughput
Recycled over 70 million kg of e-waste, 5.1 lakh+ laptops, and 3.4 crore+ mobile devices as of 2025

Data Security Expertise
2X secure data destruction with on-site/off-site wiping, degaussing, shredding and green certifications

Empowering Women, Building Futures – ESG in Action



Women at the Core

- ✓ >60% of Namo's workforce are women — trained and upskilled from local communities near factory units.
- ✓ Regular health camps and support initiatives promote well-being and community resilience.

ESG in Action

- ✓ Environmental: 77+ million kgs of e-waste responsibly recycled (as of 2025).
- ✓ Social: Inclusive employment, local community upliftment.
- ✓ Governance: ISO & R2 certified, MEITY-endorsed tech, full regulatory compliance.





Value Creation through Inclusion

- ✓ Strong social license to operate.
- ✓ Higher retention, loyalty, and productivity among women workers.
- ✓ Enhanced brand equity and ESG-aligned investor interest post-listing.

Stories that Resonate


Minting money from scrap

This Faridabad-based e-waste management startup has seen splendid growth in the past two years.



Eco India, Episode 11: A start-up in Delhi is leading the way in tackling India's e-waste problem

Every week, Eco India brings you stories of innovations from across India and Europe, and the people who make them possible.



Top leadership titans of the year 2025

Spotlight Wire / Feb 3, 2025, 18:48 IST



The Top Leade... honours the na... leaders. These ... sectors such as ... have played a ... growth story. T... insight, and un... progress and in...

Waste without haste: Namo E-waste processes upto 20 tonnes of e-waste daily

YOURSTORY

Hema Vaishnavi

14th Aug 2017

748

Namo E-waste has been able to reach 70 percent of the country's e-waste through its waste collection centres and channel partners and has been awarded the Best Green Startup of the year 2015-16.

India, which has emerged as the world's second largest mobile market, is also the fifth largest producer of e-waste, discarding roughly 18.5 lakh tonnes of electronic waste each year. When mixed with domestic waste, e-waste often ends up either in landfills or in incinerators...

Startup Namo E-waste Management is minting money from your scrap

NCR-based Namo E-waste now has a presence in 12 states and Union Territories through its e-waste collection centres and channel partners.

By Vinay Dwivedi, ET Bureau | Updated: May 08, 2017, 06.19 PM IST

Save



When people come to know about my business, their reaction usually is: Kabadiwala," says Akshay Jain, Founder, Namo E-waste Management, an e-waste recycling startup. Mocking though hasn't discouraged this 28 year old. "Snide reactions have simply motivated me to change the image of the traditional Kabadiwala to that of a recycler with professional degrees and an organized setup," he says.

Jain was doing his MBA from Greenwich University in the UK where he first saw how organized waste management worked


बस फोन करें, घर से उठाकर ले जाएंगे ई-कबाड़


स्क्रैप बना मुनाफे वाले बिजनेस का जरिया

₹2 करोड़ की पूंजी से शुरू हुई थी फरीदाबाद बेस्ड ई-वेस्ट मैनेजमेंट स्टार्टअप, 2016-17 में रेवेन्यू ₹4.4 करोड़

12 राज्यों में मौजूदगी



Awareness Wins by NAMO

























FINANCIAL Overview

FY 24-25 Investor Presentation

Key Financial Metrics

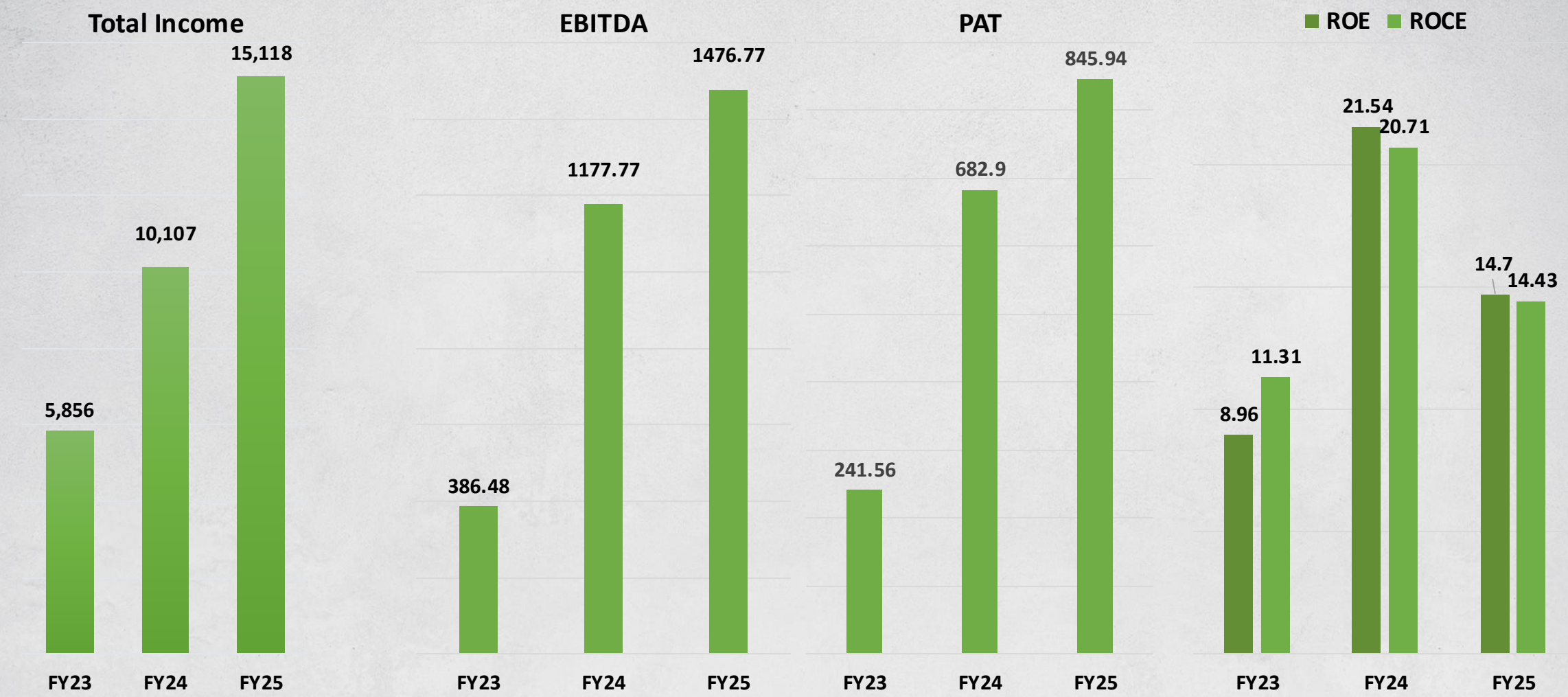

Statement Of Profit And Loss - H2 FY 25

(INR in Lakhs)

Sl. No	Particulars	Half year ended on			Year ended	
		31.03.2025	30.09.2024	31.03.24	31.03.2025	31.03.2024
		H2 (Audited)	H1 (Un Audited)	H2 (Audited)	(Audited)	(Audited)
1	**Income**					
	a) Revenue from operation	8,299.85	6,683.36	6,537.90	14,983.20	10,093.18
	b) Other income	118.47	16.77	4.34	135.25	14.44
	Total income	**8,418.32**	**6,700.13**	**6,542.24**	**15,118.45**	**10,107.62**
2	**Expenses**					
	a) Purchase of stock in trade	6,838.37	6,412.87	5,585.34	13,251.23	8,617.72
	b) (Increase)/decrease in the inventories of work in progress & finished goods	(209.18)	-1,283.14	-386.80	(1,492.32)	-900.80
	c) Employee benefit expense	239.83	207.92	167.37	447.76	322.21
	d) Finance cost	73.81	88.00	82.03	161.81	117.07
	e) Depreciation and amortisation expense	68.18	68.44	51.49	136.62	117.06
	f) Other expenses	753.12	681.89	515.33	1,435.01	920.42
	Total expenses	**7,764.13**	**6,175.98**	**6,014.78**	**13,940.11**	**9,193.67**
3	**Profit /(loss) before exceptional item & tax (1-2)**	**654.19**	**524.15**	**527.47**	**1,178.34**	**913.94**
4	Exceptional Items		-	7.33		7.33
5	**Profit /(loss) before tax (3-4)**	**654.19**	**524.15**	**520.14**	**1,178.34**	**906.61**
6	Tax expense	342.35	-9.95	123.53	332.40	227.99
7	**Net Profit /(Loss) after tax(5-6)**	**311.84**	**534.10**	**396.61**	**845.94**	**678.62**

Statement Of Assets And Liabilities - H2 FY 25

(INR in Lakhs)

Sl. No	EQUITY AND LIABILITIES	Half Yearly as at			Year ended As at	
		31.03.2025	30.09.2024	31/03/24	31.03.2025	31.03.2024
		H2 (Audited)	H1 (Un Audited)	H2 (Audited)	(Audited)	(Audited)
1	**Shareholders' funds**					
	(a) Share Capital	2,286.75	2,286.75	1,684.35	2,286.75	1,684.35
	(b) Reserve and Surplus	6,592.34	6,280.47	1,846.05	6,592.34	1,846.05
	(c) Money received against share warrants	-0.02	-	0.00	-0.02	0.00
	(d) Minority Interest	-	-	0.00	-	0.00
	Total Equity	**8,879.07**	**8,567.22**	**3,530.41**	**8,879.07**	**3,530.41**
2	**Share Application money pending allotment**					
3	**Liabilities**					
	Non-current liabilities					
	(a) Long Term Borrowings	177.53	45.35	316.95	177.53	316.95
	(b) Deffered Tax Liabilities (Net)	33.97	0.00	17.72	33.97	17.72
	(c) Other Long-Term Liabilites	1.30	-	1.00	1.30	1.00
	(d) Long-Term Provisions	11.93	15.40	7.41	11.93	7.41
	Total Non Current Liabilities	**224.73**	**60.75**	**343.08**	**224.73**	**343.08**
4	**Current liabilities**					
	(a) Short-Term borrowings	104.00	1,120.24	1,136.28	104.00	1,136.28
	(b) Trade Payables	-	-	-	-	-
	(i) total outstanding dues of micro enterprises and small enterprises	59.71	143.26	225.51	59.71	225.51
	(ii) total outstanding dues of Creditors other than micro enterprises and small enterprises	300.38	360.73	596.65	300.38	596.65
	(c) Other current liabilities	197.98	505.03	222.68	197.98	222.68
	(d) Short-Term Provisions	285.67	113.52	220.14	285.67	220.14
	Total Current Liabilities	**947.73**	**2,242.78**	**2,401.26**	**947.73**	**2,401.26**
	Total Equity and Liabilities	**10,051.53**	**10,870.75**	**6,274.75**	**10,051.53**	**6,274.75**

Statement Of Assets And Liabilities - H2 FY 25

(INR in Lakhs)

Sl. No	ASSETS	Half Yearly as at			Year ended As at	
		31.03.2025	30.09.2024	31/03/24	31.03.2025	31.03.2024
		H2 (Audited)	H1 (Un Audited)	H2 (Audited)	(Audited)	(Audited)
1	**Non-current assets**					
	(a) Property, Plant and Equipment and Intangible Assets					
	(i) Property, Plant and Equipment	2,465.58	2,127.51	2,154.28	2,465.58	2,154.28
	(ii) Intangible assets	-	0	-	-	-
	(iii) Capital Work in progress	901.61	0	-	901.61	-
	(iv) Intangible Assets under Development	-	0	-	-	-
	(b) Non-current investments	-	-	-	-	-
	(c) Deferred tax assets (Net)	-	104.26	-	-	-
	(d) Long term loans and advances	-	307.18	-	-	-
	(e) Other Non Current assets	72.84	87.14	121.99	72.84	121.99
	Total Non Current Assets	**3,440.02**	**2,626.09**	**2,276.27**	**3,440.02**	**2,276.27**
2	**Current assets**			-		
	(a) Currents Investments		-	-		
	(b) Inventories	3,344.73	3,135.55	1,852.41	3,344.73	1,852.41
	(c) Trade receivables	1,254.28	1,533.63	1,460.22	1,254.28	1,460.22
	(d) Cash and Cash Equivalents	1,223.47	3,184.73	198.52	1,223.47	198.52
	(e) Short-term loans and advances	206.46	-	183.87	206.46	183.87
	(f) Other Current Assets	582.55	390.32	303.46	582.55	303.46
	Total Current Assets	**6,611.49**	**8,244.24**	**3,998.49**	**6,611.49**	**3,998.48**
	Total Assets	**10,051.53**	**10,870.75**	**6,274.75**	**10,051.53**	**6,274.75**

Stock Data

As on 26-05-2025

Share Performance From 11th September 2024 Till 26 May 2025



NSE: NAMOEWASTE (INE08NZ01012)	
Share Price ₹	178.15
Market Capitalization ₹ Cr	412 Cr.
No. of Share Outstanding	2,28,67,515
Face Value ₹	10.00
52 Week High ₹	284.00
52 Week Low ₹	135.20

Shareholding Patern

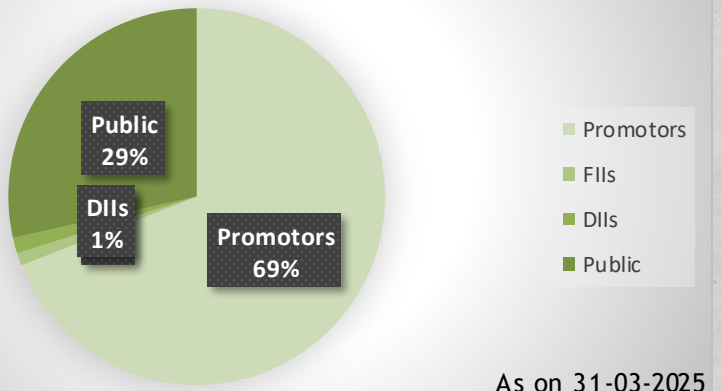

As on 31-03-2025

THANK YOU



Namo eWaste Management Limited

Registered Office: B-91, A-6, LGF, Kalkaji, South Delhi, New Delhi 110019, Delhi, India.
Corporate Office: GF, Tower A, Golf View Corporate Tower, Sector 42, Golf Course Road, Gurgaon.
Phone: 1800-123-5124
Email: info@namowaste.com
Website: www.namoewaste.com

Confideleap Partners

103-8, Lodha Eternis, MIDC, Andheri East, Mumbai 400093 Maharashtra, India.
Phone: +91 85911 45959
Email: info@confideleap.com
Website: www.confideleap.com