TUNI TEXTILE MILLS LTD.

WORKS : B-5, MIDC INDUSTRIAL AREA, MURBAD, DIST. THANE - 421 401. ❖ TEL. : (02524) 222453
REGD. OFF. : GALA No. 207, BUILDING No. 3-A, 2ND FLOOR, MITTAL INDUSTRIAL ESTATE,
ANDHERI KURLA ROAD, ANDHERI (E), MUMBAI - 400 059.
TEL. : 022 4604 3970 ❖ FAX : 022 4970 7633 ❖ EMAIL : info@tunitextiles.com
WEBSITE : www.tunitextiles.com ❖ CIN No. L17120MH1987PLC043996

May 21, 2025

The Deputy Manager
Dept. of Corp. Services
BSE Limited
P. J. Towers, Dalal Street
Fort, Mumbai – 400 001

Ref: **Scrip Code 531411**

Sub: **Submission of Standalone Audited Results for FY 2024-25 & Declaration pursuant to Regulation 33(3)(d) of SEBI (LODR) Regulations, 2015**

Respected Sir or Madam,

With reference to the above and in compliance with Regulation 33(3) of SEBI (LODR) Regulations, 2015, we are enclosing with this letter, Audited Financial Results, Statement of Assets & Liabilities and Cash Flow Statement for the 4th quarter and Year ended on 31st March 2025 together with "Audit Report" by Statutory Auditors as well as declaration pursuant to Regulation 33(3)(d) of SEBI (LODR) Regulations, 2015, as amended till date.

The meeting was commenced at 14.40 Hrs. and concluded at 15.35 Hrs.

This is for the information of members.

Thanking You,

Yours Faithfully,
For **TUNI TEXTILE MILLS LIMITED**

Narendra Kumar Sureka

Digitally signed by Narendra Kumar Sureka
DN: cn=Narendra Kumar Sureka, c=IN, st=Maharashtra, o=Personal, title=5916, serialNumber=a4beb1301c56348c04464dc1d264c9afb6054978255 1d18251b3d866168980a6
Date: 2025.05.21 15:41:05 +05'30'

NARENDRA KR. SUREKA
DIN: 01963265
MANAGING DIRECTOR

Enclosed: As above

TUNI TEXTILE MILLS LTD.

WORKS : B-5, MIDC INDUSTRIAL AREA, MURBAD, DIST. THANE - 421 401. ❖ TEL. : (02524) 222453
REGD. OFF. : GALA No. 207, BUILDING No. 3-A, 2ND FLOOR, MITTAL INDUSTRIAL ESTATE,
ANDHERI KURLA ROAD, ANDHERI (E), MUMBAI - 400 059.
TEL. : 022 4604 3970 ❖ FAX : 022 4970 7633 ❖ EMAIL : info@tunitextiles.com
WEBSITE : www.tunitextiles.com ❖ CIN No. L17120MH1987PLC043996

May 21, 2025

The Deputy Manager
Dept. of Corp. Services
BSE Limited
P. J. Towers, Dalal Street
Fort, Mumbai – 400 001

Ref: **Scrip Code 531411**

Sub: **Declaration pursuant to Regulation 33(3)(d) of SEBI (LODR) Regulations, 2015**

Pursuant to the provision of Clause (d) of sub regulation (3) of Regulation 33 of SEBI (LODR) Regulations, 2015 as notified on 25th May 2016, we hereby declare and confirm that the Statutory Auditors of the Company, M/s. K. K. Jhunjhunwala & Co., Chartered Accountants, Mumbai have issued an Limited Review Report with unmodified opinion on Standalone Financial Statements of the Company for the 4th quarter as well as financial year ended 31st March 2025.

Kindly take the same on your record & oblige.

Thanking You,

Yours Faithfully,
For **TUNI TEXTILE MILLS LIMITED**

Narendra Kumar Sureka

Digitally signed by Narendra Kumar Sureka
DN: c=Narendra Kumar Sureka, c=IN, st=Maharashtra, o=Personal, title=5916, serialNumber=a4beb1301c56348c04464dc1d264c9afb60549782551d18251b3d866168980a6
Date: 2025.05.21 15:41:20 +05'30'

NARENDRA KR. SUREKA
DIN: 01963265
MANAGING DIRECTOR

TUNI TEXTILE MILLS LIMITED

Regd. Office : Unit No. 207, 2nd Floor, Building No. 3A Mittal Industrial Estate, Andheri Kurla Road, Andheri East , Mumbai-400059
CIN : L17120MH1987PLC043996, Email : info@tunitextiles.com, Web : www.tunitextiles.com

Statement of Standalone Audited Financial Results for the Quarter & Year ended 31st March 2025

₹ in Lakhs

Sr. No.	Particulars	3 Months ended 31.03.2025	Preceding 3 Months ended 31.12.2024	Corresponding 3 Months ended 31.03.2024	Year to date figures as on 31.03.2025	Year to date figures as on 31.03.2024
		Audited	Un-Audited	Audited	Audited	Audited
I	Revenue from Operations	1,697.056	2,008.544	2,590.370	7,649.790	5,649.840
II	Other Income	8.708	2.787	6.350	18.920	14.560
III	**Total Income (I+II)**	**1,705.764**	**2,011.331**	**2,596.720**	**7,668.710**	**5,664.400**
IV	**Expenses**					
	Cost of Material Consumed	46.399	73.388	116.970	240.430	471.270
	Purchases of Stock in Trade	1,558.006	1,726.034	2,326.270	7,010.120	4,810.880
	Changes in Inventories of Finished Goods, Work-in-Progress and Stock-in-Trade	(94.609)	21.297	(122.990)	(318.040)	(436.350)
	Employees Benefit Expenses	81.571	61.059	73.320	243.480	243.700
	Finance Costs	44.405	49.865	49.640	177.660	145.320
	Depreciation & Amortization Expenses	8.205	2.047	7.540	22.116	30.500
	Other Expenses	31.128	60.418	127.190	212.690	354.570
	Total Expenses (IV)	**1,675.105**	**1,994.108**	**2,577.940**	**7,588.456**	**5,619.890**
V	**Profit / (Loss) before Tax & Exceptional Items (III-IV)**	**30.659**	**17.223**	**18.780**	**80.254**	**44.510**
VI	Exceptional Items	(4.090)	-	1.510	(4.090)	1.510
VII	**Profit / (Loss) before Tax (V-VI)**	**34.749**	**17.223**	**17.270**	**84.344**	**43.000**
VIII	**Tax Expenses**					
	Current	13.755	4.478	6.810	26.650	16.280
	Deferred Tax	5.080	(1.346)	(1.890)	1.040	(5.390)
	Total Tax Expenses (VIII)	**18.835**	**3.132**	**4.920**	**27.690**	**10.890**
IX	**Profit for the Period / Year from continuing operations (VII-VIII)**	**15.914**	**14.091**	**12.350**	**56.654**	**32.110**
X	Other Comprehensive Income	-	-	-	-	-
	A. Items that will not be classified to Profit or Loss	(0.310)	1.590	4.270	4.460	6.370
	B. Tax (expense)/benefit on item that will not be reclassified to profit or loss	0.080	0.420	1.110	1.160	1.660
	Total other Comprehensive Income (X)	**(0.230)**	**1.170**	**3.160**	**3.300**	**4.710**
XI	**Total Comprehensive Income for the Period / Year (IX+X)**	**16.144**	**12.921**	**15.510**	**59.954**	**36.820**
XII	Paid-up Equity Share Capital (Face Value of ₹ 1/- each)	1,306.310	1,306.310	1,306.310	1,306.310	1,306.310
XIII	Other Equity	22.740			78.460	18.510
XIV	**Earnings per Share (Face Value of ₹ 1/- each)**					
	a) Basic	0.012	0.011	0.009	0.043	0.025
	b) Diluted	0.012	0.011	0.009	0.043	0.025

Notes :

1. As per Indian Accounting Standard (IndAS) 108 "Operating Segment", the Company's business falls within a single business segment viz. "Textile Segment" and thus Segmental Report for the Quarter is not applicable to the Company.
2. Above results were reviewed and recommended by Audit Committee taken on record by Board of Directors in their Meeting held on May 21, 2025.
3. The Statutory Auditors have carried Statutory Audit for above Financial Results.
4. This statement has been prepared in accordance with the Companies (Indian Accounting Standards) Rules, 2015 (Ind-AS) - 34, Interim Financial Reporting prescribed under Section 133 of the Companies Act, 2013, read with rule 3 of the Companies (Indian Accounting Standard) Rules, 2015 and Companies (Indian Accounting Standard) Accounting Rules, 2016.
5. Previous period figure have been regrouped/rearranged wherever necessary to correspond with the current period / year classification / disclosures.
6. Figures for the quarters ended 31st March 2025 and 31st March 2024 as reported in these financial results, are the balancing figures between audited figures in respect of the full financial years and the published year to date figures up to the end of the third quarter of the respective financial years.

Place : Mumbai
Date: May 21, 2025

Narendra Kumar Sureka

Digitally signed by Narendra Kumar Sureka
DN: cn=Narendra Kumar Sureka, c=IN, st=Maharashtra, o=Personal, title=5016, serialNumber=a49eb1301c5634fc04464dc1 69f4c4a8d054978255d1d1251cb3d661689 80e8
Date: 2025.05.21 15:41:30 +05'30'

For Tuni Textile Mills Limited
Sd/-
Narendra Kr. Sureka
Managing Director

TUNI TEXTILE MILLS LIMITED

Statement of Assets & Liabilities

(₹ In Lakhs)

Particulars	As At 31st March 2025 Audited	As At 31st March 2024 Audited
ASSETS		
Non-Current Assets		
Property, Plant and Equipment	72.570	90.190
Right of Use Assets	-	30.020
Investment in Property	9.530	9.530
Intangible Assets	2.690	1.360
Financial Assets	114.930	18.550
Income Tax Assets	8.030	2.830
Deferred Tax Assets	29.250	46.220
Other Non-Current Assets	19.350	19.350
Total Non-Current Assets ...	**256.350**	**218.050**
Non-Current Financial Assets		
Non-Current Investments	-	-
Trade Receivables, Non-Current	-	-
Loans, Non-Current	-	-
Other Non-Current Financial Assets	-	-
Total Non-Current Financial Assets ...	**-**	**-**
Deferred Tax Assets	-	-
Other Non-Current Assets	-	-
Gross Non-Current Assets ...	**-**	**-**
Current Assets		
Inventories	2,662.700	2,337.710
Financial Assets		
Current Investments	-	-
Trade Receivables	1,154.720	1,737.680
Cash & Cash Equivalents	7.500	3.430
Bank Balances	1.520	1.680
Short Term Loans & Advances	-	-
Current Tax Assets	-	-
Other Current Assets	305.000	124.230
Total Non-Current Assets ...	**4,131.440**	**4,204.730**
Total Assets	**4,387.790**	**4,422.780**
EQUITY & LIABILITIES		
Equity		
Equity Share Capital	1,317.930	1,317.930
Reserves & Surplus	78.460	18.510
Money Received against Share Warrants	-	-
Total Equity ...	**1,396.390**	**1,336.440**
Share Application Money Pending Allotment	-	-
LIABILITIES		
Non Current Liabilities		
Financial Liabilities	5.760	4.190
Long Term Borrowings	58.410	141.400
Lease Liabilities	-	23.690
Long Term Provisions	27.090	20.940
Deferred Tax Liabilities (Net)	-	-
Other Non Current Liabilities	-	1.180
Total Non-Current Liabilities ...	**91.260**	**191.400**
Current Liabilities		
Financial Liabilities	-	-
Short Term Borrowings	1,618.920	1,135.170
Lease Liabilities	-	8.170
Trade Payables	1,227.330	1,689.510
Other Financial Liabilities	1.410	13.940
Short Term Provisions	24.940	23.350
Current Tax Liabilities (Net)	1.350	1.270
Other Current Liabilities	26.190	23.530
Total Current Liabilities ...	**2,900.140**	**2,894.940**
Total Liabilities	**2,991.400**	**3,086.340**
Total Equity & Liabilities	**4,387.790**	**4,422.780**

Narendra Kumar Sureka

Digitally signed by Narendra Kumar Sureka
DN: cn=Narendra Kumar Sureka, c=IN, st=Maharashtra, o=Personal, title=5916, serialNumber=a4beb1301c5834bd04464dc1d2642bafb054978255 1d1825 1b3d886616898b0a8
Date: 2025.05.21 15:41:41 +05'30'

TUNI TEXTILE MILLS LIMITED

Statement of Cash Flow as at 31st March, 2025

₹ In Lakhs

Particulars	As at 31st March 2025	As at 31st March 2024
A. Cash Flow from Operating Activities		
Net Profit before Tax and Extra-Ordinary Items	*84.344*	*44.510*
Adjustments for		
Depreciation	22.120	30.500
Profit/(Loss) on Sale of Property, Plant & Equipments	-	(2.170)
Interest Income	(5.510)	(0.710)
Unrealized Exchange (Gain)/Loss	(0.410)	(0.170)
Gain on termination of Lease	-	(0.240)
Gain on Sale of Property Investment	-	-
Allowance on Doubtfull Debts	-	4.770
Interest on Borrowings	177.660	145.320
Operating profit before working Capital Changes	*278.204*	*221.810*
Adjustments for Working Capital Changes		
Decrease/(Increase) Trade Receivable	582.960	(697.500)
Decrease/(Increase) in Inventories	(324.980)	(374.050)
Increase/(Decrease) in Trade Payable	(462.180)	784.820
Other Adjustments	(4.084)	-
Decrease / (Increase) in Other Current Assets	(180.750)	(12.650)
Increase/(Decrease) in Other Current Liabilities and Provisions	9.180	(22.590)
Cash Generated from operations	*(379.854)*	*(100.160)*
Direct Tax Paid	(21.400)	(7.490)
Deferred Tax Adjustments	15.940	-
Net Cash From Operating Activities	*(107.110)*	*(107.650)*
B. Cash Flow From Investing Activities		
Purchase of Fixed Assets	(5.840)	(12.660)
Sale of Fixed Assets	30.020	2.750
Interest Income	2.940	0.050
Payment for Other Financial Assets	(96.390)	-
Proceeds from Other Financial Assets	0.150	-
Net Cash from Investing Activities	*(69.120)*	*(9.860)*
C. Cash Flow From Financing Activities		
Proceeds from Long Term Borrowings	-	124.770
Repayment of Long Term Borrowings	(82.990)	(276.820)
Proceeds from Short Term Borrowings	483.760	247.770
Repayment of Short Term Borrowings	-	(67.160)
Repayment of Lease Liabilities	(31.860)	(7.310)
Change in working Capital Borrowings from Bank	-	239.870
Proceeds from Other Financial Liabilities	1.580	-
Repayment of Other Financial Liabilities	(12.540)	-
Interest on Long Term Borrowings	(177.660)	(144.120)
Net Cash used in Financing Activities	**180.290**	**117.000**
Net Increase/(Decrease) in Cash & Cash Equivalents (A+B+C)	**4.060**	**(0.510)**
Opening Balance of Cash & Cash Equivalents	3.430	3.940
Closing Balance of Cash & Cash Equivalents	7.490	3.430

Narendra Kumar Sureka

Digitally signed by Narendra Kumar Sureka
DN: cn=Narendra Kumar Sureka, o=N, st=Maharashtra, o=Personal, title=5926, serialNumber=a4b6d13051c563485b54464dc1d2fd4c3bdb6054977825510d1825 1b3d9665 6898 0a6
Date: 2025.05.21 15:41:52 +05'30'

K. K. JHUNJHUNWALA & CO.
Chartered Accountants

Office No. 8A, 8th Floor, Astral Centre,
470-B, N. M. Joshi Marg,
Chinchpokli – West, Mumbai – 400 011.
Tel:-022: 2300 1201/1202/1203/05/06
E-mail: info@kkjca.com

Independent Auditor's Report on Quarterly Financial Results and Year ended 31.03.2025 Results of TUNI TEXTILE MILLS LIMITED Pursuant to the Regulation 33 of the SEBI (Listing Obligations and Disclosure Requirements) Regulations, 2015.

To

The Members of

TUNI TEXTILE MILLS LIMITED

Opinion on Annual Standalone Financial Results

We have audited the accompanying Standalone Annual Financial Results of **Tuni Textile Mills Limited** ("the Company") for year ended 31st March 2025 and the Statements of Assets and Liabilities and Statement of Cash Flow as at and for the year ended on that day attached herewith, being submitted by the Company pursuant to the requirement of Regulation 33 of the SEBI (Listing Obligations and Disclosure Requirements) Regulations 2015, as amended (the listing regulations").

In our opinion and to the best of our information and according to the explanations given to us, the aforesaid standalone annual financial results,

i. Presented in accordance with the requirements of Regulation 33 of the SEBI (Listing Obligations and Disclosure Requirements) Regulations 2015; and

ii. gives a true and fair view in conformity with the recognition and measurement principles laid down in the applicable Indian Accounting standards prescribed under section 133 of the Companies Act, 2013 (The "Act") and other accounting principles generally accepted in India of the Net Profit and other comprehensive Profit and other financial information of the Company for the year ended 31st March 2025 and



the Statement of Assets and Liabilities and the Statement of cash Flow as at and for the year ended on that day.

Basis of Opinion on Annual Standalone Financial Results

We conducted our audit in accordance with the Standards on Auditing (SAs) specified under section 143(10) of the Companies Act, 2013 (the Act). Our responsibilities under those Standards are further described in the Auditor's Responsibilities for the Audit of the Standalone Annual Financial Results section of our report. We are independent of the Company in accordance with the Code of Ethics issued by the Institute of Chartered Accountants of India together with the ethical requirements that are relevant to our audit of the Standalone financial results under the provisions of the Companies Act, 2013 and the Rules thereunder, and we have fulfilled our other ethical responsibilities in accordance with these requirements and the Code of Ethics. We believe that the audit evidence we have obtained is sufficient and appropriate to provide a basis for our opinion.

Management's and Board of Directors' Responsibilities for the Standalone Annual Financial Results

These standalone annual financial results have been prepared on the basis of Standalone Annual Financial Statements. The Company's Management and the Board of Directors are responsible for the preparation of these Standalone Annual Financial Results that give a true and fair view of the net profit and other comprehensive Profit and other financial information in accordance with the recognition and measurement principles laid down in Indian Accounting Standards prescribed under Section 133 of the Act read with relevant rules issued thereunder and other accounting principles generally accepted in India and in compliance with Regulation 33 of the Listing Regulations. This responsibility also includes maintenance of adequate accounting records in accordance with the provisions of the Act for safeguarding of the assets of the Company and for preventing and detecting frauds and other irregularities; selection and application of appropriate accounting policies; making judgments and estimates that are reasonable and prudent; and design, implementation and maintenance of adequate internal financial controls that were operating effectively for ensuring the accuracy and completeness of the accounting records, relevant to the preparation and presentation of the standalone annual financial results that give a true and fair view and are free from material misstatement, whether due to fraud or error, which



have been used for the purpose of preparation of the Financial Results by the Directors of the Company, as aforesaid.

In preparing the standalone annual financial results, the Board of Directors are responsible for assessing the Company's ability to continue as a going concern, disclosing, as applicable, matters related to going concern and using the going concern basis of accounting unless the Board of Directors either intends to liquidate the Company or to cease operations, or has no realistic alternative but to do so.

The Board of Directors are also responsible for overseeing the Company's financial reporting process

Auditors' Responsibilities for the Audit of the Standalone Annual Financial Results

Our objectives are to obtain reasonable assurance about whether the Standalone Annual Financial Results as a whole are free from material misstatement, whether due to fraud or error, and to issue an auditor's report that includes our opinion. Reasonable assurance is a high level of assurance but is not a guarantee that an audit conducted in accordance with SAs will always detect a material misstatement when it exists. Misstatements can arise from fraud or error and are considered material if, individually or in the aggregate, they could reasonably be expected to influence the economic decisions of users taken on the basis of these standalone annual financial results.

As part of an audit in accordance with SAs, we exercise professional judgment and maintain professional skepticism throughout the audit. We also:

- Identify and assess the risks of material misstatement of the standalone annual financial results, whether due to fraud or error, design and perform audit procedures responsive to those risks, and obtain audit evidence that is sufficient and appropriate to provide a basis for our opinion. The risk of not detecting a material misstatement resulting from fraud is higher than for one resulting from error, as fraud may involve collusion, forgery, intentional omissions, misrepresentations, or the override of internal control.

- Obtain an understanding of internal control relevant to the audit in order to design audit procedures that are appropriate in the circumstances. Under section 143(3)(i) of the Act, we are also responsible for expressing opinion through a separate report on the complete set of financial statements on whether the Company has adequate



internal financial controls with reference to financial statements in place and operating effectiveness of such controls.

- Evaluate the appropriateness of accounting policies used and the reasonableness of accounting estimates and related disclosures made by the Management and Board of Directors.

- Conclude on the appropriateness of the Management and Board of Directors' use of the going concern basis of accounting and, based on the audit evidence obtained, whether a material uncertainty exists related to events or conditions that may cast significant doubt on the appropriateness of this assumption. If we conclude that a material uncertainty exists, we are required to draw attention in our auditor's report to the related disclosures in the financial results or, if such disclosures are inadequate, to modify our opinion. Our conclusions are based on the audit evidence obtained up to the date of our auditor's report. However, future events or conditions may cause the Company to cease to continue as a going concern.

- Evaluate the overall presentation, structure and content of the Standalone Annual Financial Results, including the disclosures, and whether the financial results represent the underlying transactions and events in a manner that achieves fair presentation.

We communicate with those charged with governance regarding, among other matters, the planned scope and timing of the audit and significant audit findings, including any significant deficiencies in internal control that we identify during our audit.

We also provide those charged with governance with a statement that we have complied with relevant ethical requirements regarding independence, and to communicate with them all relationships and other matters that may reasonably be thought to bear on our independence, and where applicable, related safeguards



Others Matters

The standalone Annual Financial Results include the results for the quarter ended 31st March 2025, being the balancing figure between the audited figures in respect of the full financial year and the published year to date figures up to the third quarter of the current financial year which were subject to limited review by us.

The Annual Financial Result dealt with by this report has been prepared for the express purpose of filling with stock Exchange. These Results are based on and should be read with the Audited Financial Statements of the Company for the year ended 31st March, 2025 on which we issued an unmodified audit opinion vide our report dated 21.05.2025.

For K.K. Jhunjhunwala & Co

Chartered Accountants

Firms Reg. No. 11852W



Place: Mumbai

Date: 21.05.2025

SURENDRA SUREKA

(Partner)

M. N. No. 119433

UDIN: 25119433BMHPSU2619