G V ELECTRICALS LIMITED

Formerly Known as "G.V. Electricals Pvt. Ltd."

Unit No. 324, 3rd Floor, Plot No. 416, Hammersmith Industrial Premises CO-Op Society Ltd, Narayan Pathare Marg, Off. Sitladevi Temple Road, Mahim, Mumbai, Maharashtra, India-400016
E-mail: gvemumbai@gmail.com I L43210MH1985PLC035529

Dated: 14 November, 2026

To,
The Manager Listing
BSE Limited
5th Floor, P.J. Towers,
Dalal Street, Mumbai – 400001

Scrip Code: 544859

Subject: Intimation under Regulation 30 of SEBI (Listing Obligations and Disclosure Requirements) Regulations, 2015 ("Listing Regulations") – Investor Presentation

Respected Sir/Madam,

In accordance with Regulation 30 read with Schedule III of the Securities and Exchange Board of India (Listing Obligations and Disclosure Requirements) Regulations, 2015, as amended (SEBI Listing Regulations), please find enclosed a copy of the '**Investor Presentation**' in connection with the Unaudited Financial Results of the Company for the HY1 of FY 27

The presentation is made available at the Company's website and can be accessed through the link https://gvelectricals.com/investors/.

You are requested to kindly take the same on record.

Thanking you,

For G V Electricals Limited

JAWED AKHTAR
Digitally signed by JAWED AKHTAR
Date: 2026.11.14 17:30:57 +05'30'

Jawed Akhtar
Whole-time Director
DIN: 05267037

G V ELECTRICALS LTD

Creating Connections For Life

INVESTOR PRESENTATION

POWERING COMMUNITIES

DRIVEN BY EXPERIENCE

COMMITTED TO SAFETY

FOCUSED ON GROWTH

BUILT ON TRUST



Disclaimer

This Presentation has been prepared by GV Electricals Limited solely for information purposes and should not be construed as an offer, invitation, recommendation, or solicitation to buy, sell, or subscribe to any securities. The information contained herein is based on data believed to be reliable; however, no representation or warranty, express or implied, is made regarding its accuracy, completeness, or fairness. The contents of this Presentation are intended to provide general information about the Company's business, operations, industry, financial performance, growth plans, and future outlook. Recipients should not rely solely on this Presentation for making any investment decision and are advised to conduct their own independent analysis and seek professional advice. Certain statements in this Presentation may constitute forward-looking statements, including but not limited to statements relating to the Company's future business prospects, revenue growth, profitability, capacity expansion, market opportunities, order inflows, operational performance, and strategic initiatives. Such statements are based on current expectations, estimates, assumptions, and projections and are subject to various risks, uncertainties, and other factors that may cause actual results to differ materially from those expressed or implied. The Company undertakes no obligation to update, revise, or publicly release any forward-looking statements, whether as a result of new information, future events, or otherwise. Past performance should not be regarded as an indicator of future performance. Neither the Company, its promoters, directors, management, advisors, employees, nor any of their respective affiliates shall be liable for any direct or indirect loss arising from the use of, or reliance upon, this Presentation or any information contained herein. By accessing this Presentation, recipients acknowledge and agree to the limitations and conditions set forth above.

COMPANY SNAPSHOT

G V ELECTRICALS LTD
Creating Connections For Life



G V Electricals Ltd is a leading player in India's power distribution sector, providing end-to-end operation & maintenance, metering services and electrical infrastructure development for utilities and government entities.

₹555.84 Cr
ORDER BOOK

34
ONGOING PROJECTS

4,770+
WORKFORCE

84.82%
REPEAT CUSTOMER REVENUE

ESTABLISHED
1985

HEADQUARTERS
Mumbai, Maharashtra

WORKFORCE
4,770+

TRACK RECORD
40+ Years of Industry Experience

OUR CORE SERVICES

Network O&M Services
Operation & maintenance of distribution networks and substations

Metering & Meter Management Services
Meter installation, replacement, testing, reading & data management

Electrical Infrastructure Development
Design, development, construction & commissioning of distribution infrastructure

KEY FINANCIAL HIGHLIGHTS
FY 2025-26

REVENUE FROM OPERATIONS	PAT	EBITDA
₹156.41 Crores	₹10.47 Crores	₹17.49 Crores

(All figures in ₹ Crores)

PRESENCE & REACH

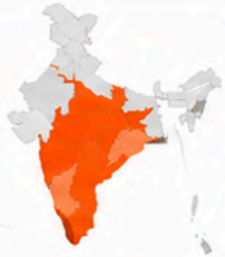

Operational in Multiple States
Across India

Serving Leading Distribution Utilities
State DISCOMs, JVNNL, MESCOM & Others

Long-term Contracts with Strong Relationships
Ensuring visibility and stability

OUR KEY STRENGTHS

- Strong Execution Capabilities
- Asset-light & Scalable Model
- Healthy Order Book Visibility
- High Repeat Business & Long-term Relationships
- Commitment to Safety & Quality

H1 FINANCIAL HIGHLIGHTS

Robust Performance in H1 FY27 with Strong Profitability Growth

G V ELECTRICALS LTD
Creating Connections For Life

(₹ in Crores)

REVENUE FROM OPERATIONS

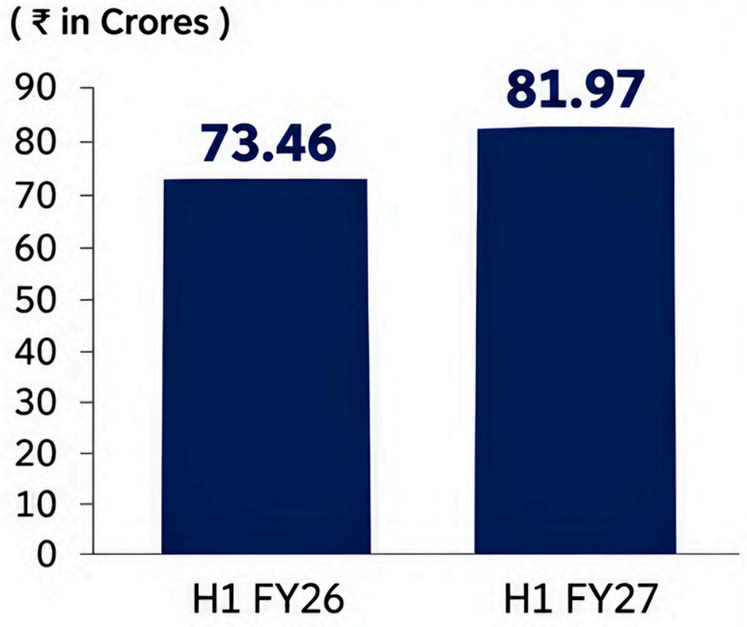

▲ +11.6%
YoY Growth

EBITDA

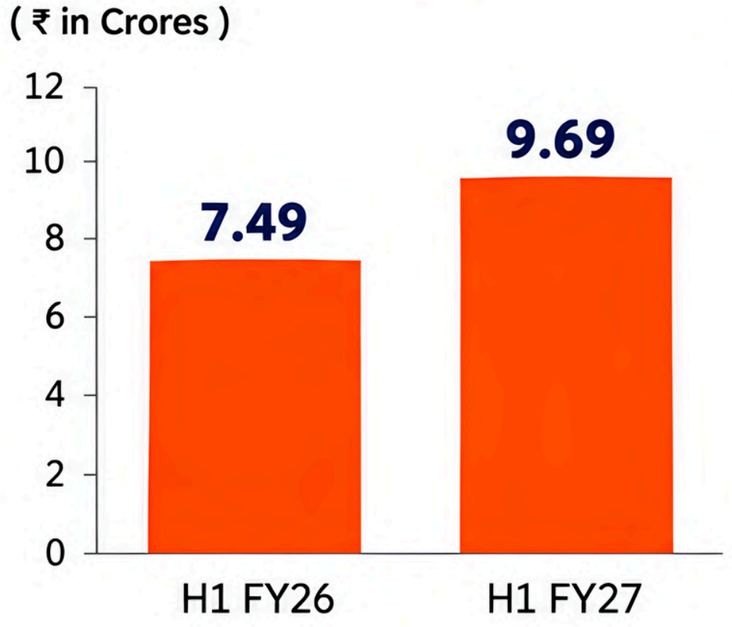

▲ +29.4%
YoY Growth

PAT

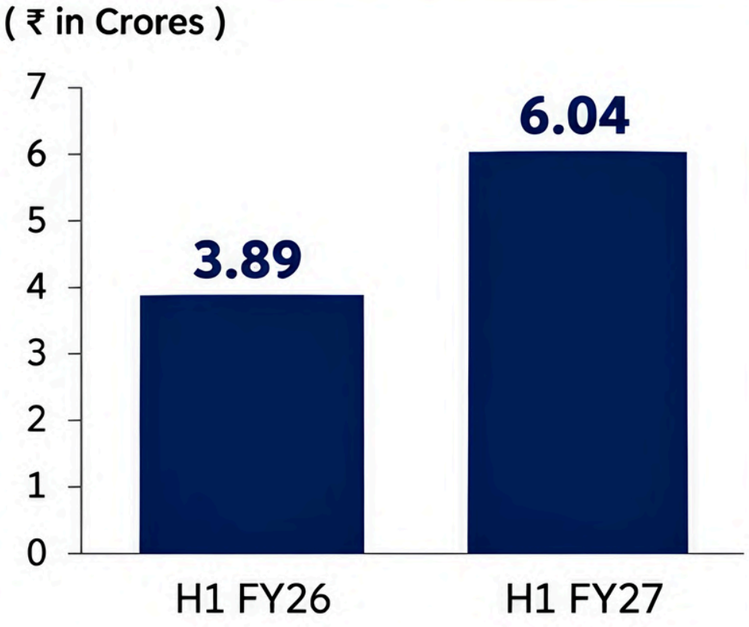

▲ +55.3%
YoY Growth

Note: Financials are on standalone basis.

MARGIN PERFORMANCE

Significant Margin Expansion in H1 FY27

G V ELECTRICALS LTD
Creating Connections For Life

EBITDA MARGIN

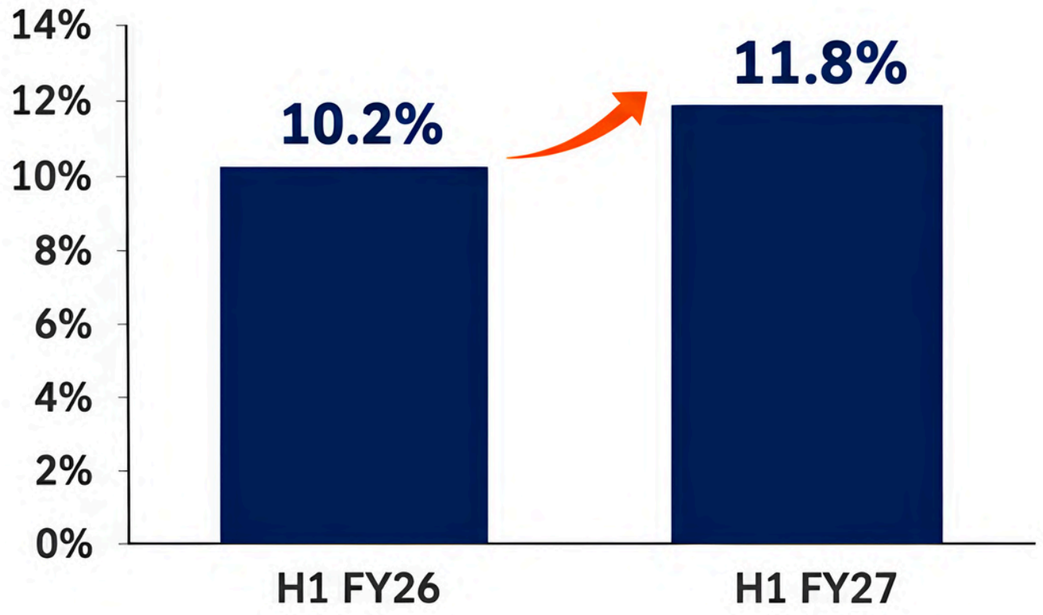

+163 Bps
Margin Expansion (YoY)

PAT MARGIN

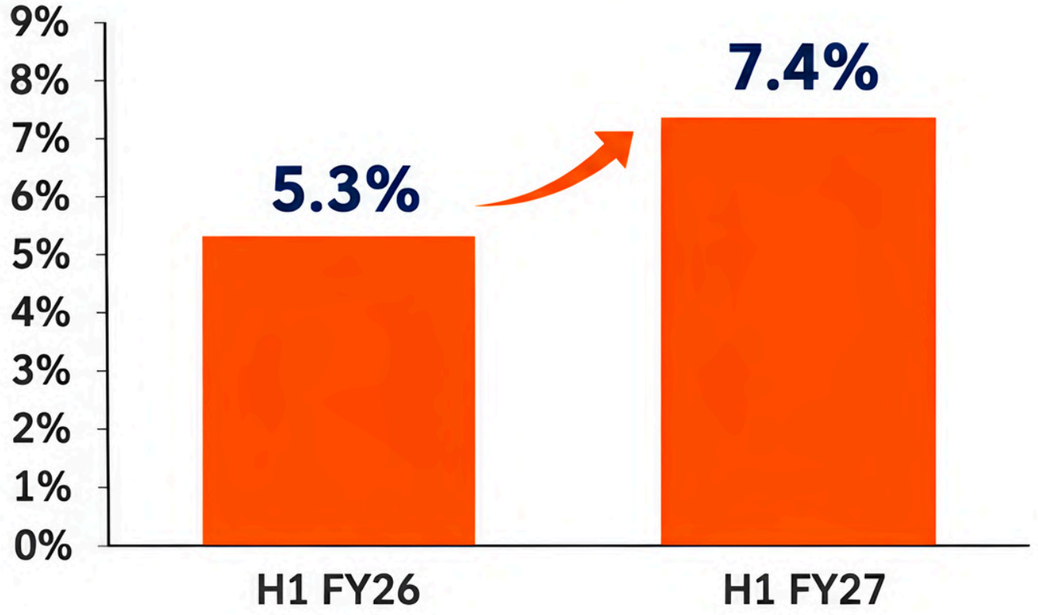

+207 Bps
Margin Expansion (YoY)

ROBUST ORDER BOOK

Strong Pipeline Backed by Long-Term Utility Contracts

G V ELECTRICALS LTD
Creating Connections For Life

(Rs. in Crores)

ORDER BOOK OVERVIEW
As on 30 September 2026
(H1 FY27)

₹555.84 Cr
EXECUTABLE ORDER BOOK

34
ONGOING PROJECTS

ACROSS MULTIPLE LOCATIONS IN INDIA

Projects under long-term contracts covering O&M, metering and electrical infrastructure works.

ORDER BOOK HIGHLIGHTS

STRONG CLIENT BASE
Majority of projects awarded by Electricity Distribution Utilities (DISCOMs) and Government Authorities.

DIVERSE PROJECT MIX
Comprises Operation & Maintenance (O&M) Services, Metering Services and Electrical Infrastructure Works.

REVENUE VISIBILITY
Long-term contracts with milestone-based, periodic service or work-order billing structure, providing visibility of future revenues.

EFFICIENT RESOURCE PLANNING
Supports effective deployment of manpower and resources across ongoing projects.

ORDER BOOK SNAPSHOT
As on 30 September 2026
(H1 FY27)

Our executable order book stood at

₹555.84 Cr

across 34 ongoing projects.

The Company's executable order book stood at ₹555.84 crore as of 30th September 2026, about 3.6x its FY26 revenue from operations, providing strong multi-year revenue visibility.

REVENUE BIFURCATION

Service Category-wise (₹ in Lakhs)

G V ELECTRICALS LTD
Creating Connections For Life

Service Category	H1 FY27 (01 Apr 2026 – 30 Sep 2026)	H1 FY26 (01 Apr 2025 – 30 Sep 2025)
Network Operation & Maintenance Services	6,966.65	5,816.52
Electrical Infrastructure and Network Development Works	651.25	645.09
Metering and Meter Management Services	579.18	884.66
Total Revenue from Operations	**8,197.08**	**7,346.27**

NETWORK O&M SERVICES

- Revenue increased to ₹ 6,966.65 Lakhs in H1 FY27 from ₹ 5,816.52 Lakhs in H1 FY26.

ELECTRICAL INFRASTRUCTURE & NETWORK DEVELOPMENT

- Revenue at ₹ 651.25 Lakhs in H1 FY27 vs ₹ 645.09 Lakhs in H1 FY26.

METERING & METER MANAGEMENT SERVICES

- Revenue at ₹ 579.18 Lakhs in H1 FY27 vs ₹ 884.66 Lakhs in H1 FY26.

Note: *Numbers may not add up due to rounding off.*

CHAIRMAN'S MESSAGE

G V ELECTRICALS LTD
Creating Connections For Life



Mr. Jawed Akhtar
Chairman & Whole-Time Director

"H1 FY27 has been a period of strong, profitable growth for GV Electricals. Revenue from operations grew **11.6%** YoY to **₹81.97 crore**, while EBITDA rose **29.4%** to **₹9.69 crore** and PAT grew **55.1%** to **₹6.04 crore**. EBITDA margins expanded by **163 bps** and PAT margins by **207 bps**, reflecting disciplined execution and operating efficiency.

Our Network O&M business grew **19.8%** YoY and now contributes about **85%** of revenue, giving us a stable and recurring revenue base.

Our executable order book stands at **₹555.84 crore** as of 30th September 2026, about **3.6x** our FY26 revenue, providing strong multi-year revenue visibility. Our listing on the BSE SME platform in August 2026 marks a new chapter for the Company and has strengthened our balance sheet, with net worth rising to **₹73.41 crore**, enabling us to pursue larger opportunities.

Going forward, we remain focused on timely execution of our order book, scaling our data centre electrical infrastructure vertical and capturing opportunities from India's power distribution modernisation. With a strong order book, recurring revenue base and **40 years** of execution experience, we are well positioned to deliver sustainable, profitable growth."

PROFIT AND LOSS STATEMENT

H1 FY27 vs H1 FY26

G V ELECTRICALS LTD
Creating Connections For Life

Particulars	H1 FY27 (30.09.2026)	H1 FY26 (30.09.2025)
Revenue from Operations	8,197.08	7,346.27
Other Income	7.97	1.48
Total Income	**8,205.04**	**7,347.75**
Cost of Material Consumed	307.24	158.44
Change in Inventories of WIP	-191.26	2.06
Employee Benefit Expenses	5,469.27	4,966.72
Finance Costs	84.15	58.45
Depreciation & Amortisation Expenses	71.8	48.19
Other Expenses	1,642.51	1,469.78
Total Expenses	**7,383.70**	**6,703.64**
Profit Before Exceptional Items and Tax	821.34	644.11
Exceptional Items / Prior Period Expenses	**–**	**–**
Profit Before Tax (PBT)	821.34	644.11
Extraordinary Items	–	–
Profit Before Tax	**821.34**	**644.11**
Total Tax Expense	217.52	254.91
Profit After Tax (PAT)	**603.82**	**389.2**

BALANCE SHEET

G V ELECTRICALS LTD
Creating Connections For Life

All figures are in ₹ Lakhs. Dashes represent nil/not reported.

EQUITY AND LIABILITIES	H1 FY27 Unaudited	FY26 Audited
(1) Shareholders' funds		
Share Capital	1,127.92	827.92
Reserves and Surplus	6,213.11	2,538.64
Total	7,341.03	3,366.56
(2) Non-current liabilities		
Long-term Borrowings	102.34	99.36
Long-term Provisions	611.62	606.64
Total	713.96	706
(3) Current Liabilities		
Short-Term Borrowings	1,784.63	1,547.77
Trade Payables (MSME)	40.56	89.21
Trade Payables (Others)	338.12	288.66
Other Current Liabilities	1,123.73	1,593.95
Short-Term Provisions	388.99	247.59
Total	3,676.03	3,767.18
Total Equity & Liabilities	**11,731.02**	**7,839.74**

Assets	H1 FY27 Unaudited	FY26 Audited
(1) Non-Current Assets		
Property, Plant and Equipment	616.65	580.29
Intangible Assets	–	–
Capital Work in Progress	–	–
Non-Current Investments	114.95	94.95
Deferred Tax Assets (Net)	202.43	195.06
Long Term Loans and Advances	5	–
Other Non-Current Assets	409.07	420.89
Total	1,348.10	1,291.19
(2) Current Assets		
Inventories	742.59	473.45
Trade Receivables	4,582.41	5,115.56
Cash and Bank Balances	3,861.11	601.33
Short-Term Loans and Advances	404.68	257.17
Other Current Assets	792.13	101.04
Total	10,382.93	6,548.55
Total Assets	**11,731.02**	**7,839.74**

COMPANY FOCUS

We provide specialized consultancy and engineering solutions to reduce T&D losses and modernize the entire power transmission and distribution value chain.



Our Focus.
Building efficient, reliable and future-ready power networks for a stronger tomorrow.



REDUCE T&D LOSSES

Implementing smart and effective solutions to minimize technical and commercial losses.

MODERNIZE INFRASTRUCTURE

Upgrading and modernizing the power transmission and distribution network.

EXPERT ENGINEERING SOLUTIONS

Delivering end-to-end consultancy and engineering solutions across the power value chain.

Driving efficiency. Strengthening networks. Powering progress.

BUSINESS OVERVIEW

G V ELECTRICALS LTD
Creating Connections For Life

DELIVERING END-TO-END POWER DISTRIBUTION SOLUTIONS

1 NETWORK O&M SERVICES

- Distribution Network Maintenance
- Substation Operations
- Fault Rectification
- Preventive & Breakdown Maintenance



G V ELECTRICALS LTD

Creating Connections For Life

2 METERING & METER MANAGEMENT

- Meter Installation
- Meter Replacement
- Meter Testing
- Meter Reading & Data Management



3 ELECTRICAL INFRASTRUCTURE DEVELOPMENT

- Pole Erection & Shifting
- Underground & Overhead Cable Laying
- Distribution Line Development
- Testing & Commissioning



HOW WE WORK

1. **GOVERNMENT UTILITY / DISCOM**
   Requirement Identification
2. **TENDER AWARD**
   Through Transparent Bidding Process
3. **EXECUTION BY G V ELECTRICALS**
   Skilled Workforce & Quality Execution
4. **OPERATION & MAINTENANCE**
   Efficient O&M for Reliable Supply
5. **PERIODIC BILLING**
   Milestone / Monthly Billing
6. **RECURRING REVENUE**
   Long-Term Contracts Deliver Sustainable Value

OUR JOURNEY

G V ELECTRICALS LTD
Creating Connections For Life

From a Strong Beginning to a Future of Infinite Possibilities

1985
FOUNDATION

Incorporated as G. V. Electricals Private Limited.

2003
ENTRY INTO UTILITY O&M

Secured first major Operation & Maintenance project with Tata Power Delhi Distribution Ltd.

2004
INTERNATIONAL MILESTONE

Successfully executed an EPC project in Abu Dhabi, UAE.

2008
INDUSTRIAL PROJECT EXECUTION

Completed a 22 kV HT supply project for Emerson Electric.

2011
GEOGRAPHICAL EXPANSION

Expanded project execution across Maharashtra.

2013
STRENGTHENED UTILITY PRESENCE

Commenced O&M projects with CESC Ranchi.

2016
EXPANSION INTO NORTH INDIA

Secured utility O&M projects in Haryana.

2017
PRESENCE IN RAJASTHAN

Expanded operations through Tata Power Ajmer Distribution Ltd.

2019
GROWING UTILITY RELATIONSHIPS

Strengthened presence with additional utility projects in Haryana.

2023
CONTINUED BUSINESS EXPANSION

Secured new utility projects with Tata Power Odisha.

2025
TRANSFORMATIONAL YEAR

- Secured a ₹182 Crore FRT Deployment Project.
- Converted into G V Electricals Ltd.

2026
IPO JOURNEY BEGINS

- Launched Initial Public Offering.
- New phase of growth as a publicly listed company.
- Well positioned to capitalize on India's power distribution and Infrastructure opportunity.

OUR LEADERSHIP

Experienced Leadership Driving Our Vision Forward

G V ELECTRICALS LTD
Creating Connections For Life



JAWED AKHTAR

Chairman & Whole-Time Director

Qualification: B.Sc. in Engineering

Experience: 30+ Years

Date of Birth: January 01, 1970

- Holds a Bachelor of Science degree in Engineering from Zakir Hussain College of Engineering and Technology, Aligarh Muslim University (1994).
- Prior to joining our Company, he worked as Senior Manager at Bahrain Electrochemical Services, Kingdom of Bahrain (2002–2003) and as Site Engineer at Hindustan Engineering Corporation, Kolkata (1994–2000).
- Over 30 years of work experience, of which 23 years in the electrical engineering field.
- Currently responsible for overall management of the Company including monitoring budgets, formulation of business plans, strategic decision-making and oversight of corporate governance matters.



SUNIL LAKSHMAN VATSA

Managing Director

Qualification: B.E.

Experience: 30+ Years

Date of Birth: August 22, 1973

- Holds a Bachelor of Engineering degree from Government College of Engineering, Goa (1995).
- Served as Project Manager (1996–2003) and Senior Manager (2003–2018) with our Company, primarily responsible for project execution and operational management.
- Over 30 years of experience in the electrical infrastructure sector.
- Currently responsible for overall operations of the Company including strategic decision-making, project execution, business development and expansion of market reach.



FURQUAN AKHTAR

Chief Executive Officer & Promoter

Qualification: B.Com (Hons.)

- **Chief Executive Officer & Promoter** of our Company.
- Holds a Bachelor of Commerce (Honours) degree from Rajdhani College, University of Delhi (2024).
- Associated with our Company since May 2025.
- Responsible for handling the accounts and finance operations of our Company.

GEOGRAPHICAL PRESENCE

G V ELECTRICALS LTD
Creating Connections For Life

Delivering Reliable Solutions Across India



OUR PRESENCE
Executing Projects Across Multiple States

OUR PRESENCE BY STATE (% OF TOTAL REVENUE)

Odisha	69.05%
Maharashtra	12.45%
Delhi	7.56%
Gujarat	6.63%
Rajasthan	3.61%
Uttar Pradesh	0.64%
Goa	0.07%
Total	**100.00%**

PAN-INDIA EXECUTION CAPABILITIES

- Power Distribution O&M
- Metering & Smart Meter Deployment
- Electrical Infrastructure Development
- Substation & Distribution Network Projects

OPERATIONAL HIGHLIGHTS

- **4,770+** Skilled Workforce
- **34** Ongoing Projects
- Serving Leading Utilities & EPC Companies
- **84.82%** Repeat Customer Revenue

TRUSTED BY INDUSTRY LEADERS

G V ELECTRICALS LTD
Creating Connections For Life

Powering Progress Together

TATA POWER

TATA POWER-DDL

TPADL
TP AJMER DISTRIBUTION LIMITED
(A Tata Power Company & Franchisee of AVVNL)

TPNODL
TP NORTHERN ODISHA DISTRIBUTION LIMITED
(A Joint Venture of Tata Power and Government of Odisha)

TPWODL
TP WESTERN ODISHA DISTRIBUTION LIMITED

adani Power

Reliance Energy
Anil Dhirubhai Ambani Group

BSES
BSES Rajdhani Power Limited

UHBVN

DHBVN

CESC RAJASTHAN
KEDL
Kota Electricity Distribution Ltd

ABB

SIEMENS

Schneider Electric

LARSEN & TOUBRO

VOLTAS
A TATA Enterprise

DLF

IRCON
IRCON INTERNATIONAL LIMITED
(A Government of India Undertaking)

इंडियन ऑयल
Indian Oil Corporation Limited

Jio | BP

GOVERNMENT UTILITIES

POWER DISTRIBUTION COMPANIES

INFRASTRUCTURE & EPC LEADERS

INDUSTRIAL ENTERPRISES

LONG-TERM CLIENT RELATIONSHIPS

Serving leading utilities, EPC companies and industrial enterprises through reliable execution and long-term partnerships.

OUR CLIENTS

Strong Partnerships. Trusted Delivery.

Bharat Petroleum

ormazabal velatia

EXPERION
THE POSITIVE SIDE OF LIFE
FDI REAL ESTATE DEVELOPER

AIR INDIA

DGVCL

PHILIPS

SPANCO

Essel Utilities

EMERSON

MAHAVITARAN
Maharashtra State Electricity Distribution Co. Ltd.

medanta

CG Power and Industrial Solutions Ltd.

CESC LIMITED

TPCODL
TP CENTRAL ODISHA DISTRIBUTION LIMITED
(A Joint Venture of Tata Power and Government of Odisha)

TPSODL
TP SOUTHERN ODISHA DISTRIBUTION LIMITED
(A Joint Venture of Tata Power and Government of Odisha)

INDIA POWER
Adding power to life

TUCO

YOKOGAWA

CESC RAJASTHAN

NPCL
NOIDA POWER COMPANY LIMITED

G V ELECTRICALS LTD
Creating Connections For Life

OUR SERVICES

We provide end-to-end solutions to utilities and energy companies, enabling reliable power supply, operational efficiency and sustainable growth.



Operations & Maintenance

Comprehensive O&M services to ensure reliable and uninterrupted power supply.



Extention of Electric Infrastructure

Expanding and strengthening electric infrastructure to power communities and drive sustainable growth.



Power Distributions

Efficient distribution network solutions for improved performance and customer satisfaction.



Electro Civil Work

Specialized civil and electrical works supporting power infrastructure projects.



Smart Meter Management & Governance

End-to-end meter management with data accuracy, compliance and governance.



Metering & Billing Solutions

Advanced metering and billing solutions for accuracy, transparency and efficiency.

WAY FORWARD

Focused Strategy. Sustainable Growth. Long-Term Value.

G V ELECTRICALS LTD
Creating Connections For Life

OUR 3-PRONGED APPROACH TO CREATE LONG-TERM VALUE

01 SCALE DATA CENTRE ELECTRICAL INFRASTRUCTURE

- Expand capabilities in mission-critical electrical infrastructure for hyperscale and enterprise data centres.
- Leverage expertise in power distribution, substations, cabling, testing & commissioning to deliver reliable and resilient power infrastructure.
- Build strategic partnerships with leading data centre developers, operators and technology partners for long-term growth.
- Capitalize on India's rapidly growing investments in AI, cloud computing and digital infrastructure.

CREATES A NEW HIGH-GROWTH VERTICAL WITH STRONG LONG-TERM REVENUE POTENTIAL

02 STRENGTHEN RECURRING O&M REVENUE

- Expand long-term Operations & Maintenance contracts with existing utility customers.
- Increase wallet share through strong relationships and proven track record.
- Enhance revenue visibility and cash flow stability through recurring business.

ENSURES STABLE CASH FLOWS AND EARNINGS VISIBILITY

03 CAPITALIZE ON INDIA'S POWER INFRASTRUCTURE BOOM

- Leverage opportunities under RDSS, smart metering and grid modernization.
- Participate in renewable energy integration and transmission expansion.
- Leverage 40 years of experience and strong execution capability to scale sustainably.

POSITIONED TO BENEFIT FROM MULTI-YEAR INDUSTRY TAILWINDS

With a strong foundation, experienced leadership and a clear strategy,
G V ELECTRICALS LTD is well-positioned to create sustainable value for all stakeholders.

INDUSTRY OUTLOOK

Strong Fundamentals Powering Long-Term Growth

G V ELECTRICALS LTD
Creating Connections For Life

STRONG MARKET GROWTH

The Indian Power EPC market is estimated at **USD 23.57 billion in 2025** and is projected to reach **USD 60.72 billion by 2030**.

ROBUST CAGR

The market is expected to grow at a **CAGR of 20.83%** during 2025–2030.

POWERING INDIA'S FUTURE

Rising electricity demand, infrastructure investments and renewable integration are driving sustained expansion in the Power EPC market.

INDIAN POWER EPC MARKET LANDSCAPE

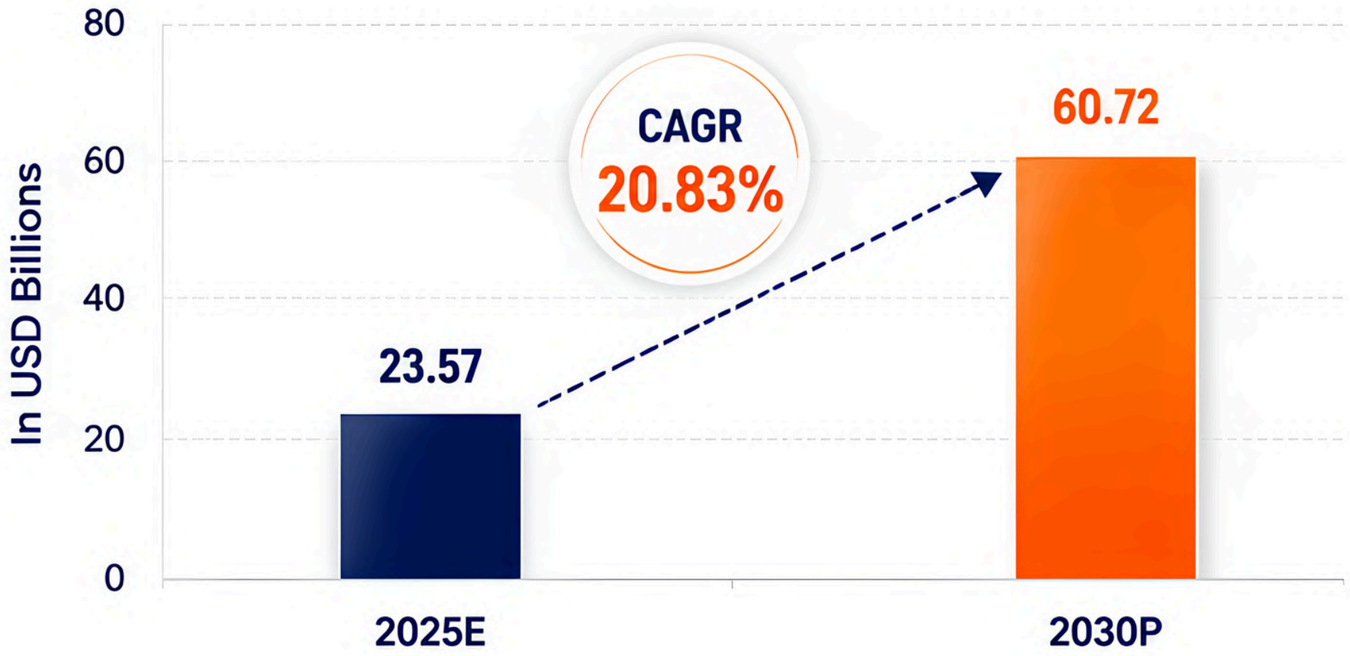

India's power sector is witnessing a phase of sustained structural expansion, backed by **strong demand, policy support and large-scale investments.**

Thank You

We appreciate your time and consideration.

Turnkey EPC Projects

Operations & Maintenance

Power Distribution

Renewable Energy Solutions



MOONWALK
CAPITAL
Elevating Vision. Empowering Growth.

Moonwalk Capital IR Team
+917014618970

E-mail
investorrelations@moonwalkcapitaladvisors.com