APEX ECOTECH LIMITED
(Formerly known as Apex Ecotech Private Limited)
CIN NO. U29299PN2009PLC133737

Date: 26.05.2025

To,

The National Stock Exchange of India Limited
Exchange Plaza, Bandra-Kurla Complex, Bandra (East)
Mumbai- 400051

Sub: Disclosure under Regulation 30 of the SEBI (Listing Obligations and Disclosure Requirements) Regulations, 2015 for Investor Presentation

NSE Symbol: APEXECO

Dear Sir/Ma'am

Pursuant to the Regulation 30 of the SEBI (Listing Obligations and Disclosure Requirements) Regulations, 2015, we are enclosing herewith a copy of the Investor Presentation on Audited Financial Results of the Company for the Half Year and Financial Year ended as on 31st March 2025.

Kindly acknowledge and take the same on records.

Thanking you,

Yours faithfully,

For **Apex Ecotech Limited**

KIRTI JAIN
Digitally signed by KIRTI JAIN
Date: 2025.05.26 17:54:26 +05'30'

Kirti Jain
Company Secretary & Compliance officer
M. No.: A61919

Pune Office **:** Office No 202, Garden Plaza, Five Gardens Road, Sunshine Villas, Rahatani, Pune - 411017, Maharashtra, India. Ph : +91 9175903484 email : pune@apexecotech.com

Delhi Office **:** Plot No.3, First Floor, 2 Westend Marg, Kehar Singh Estate, Behind Saket Metro Station, New Delhi - 110030. India. Ph : +91 (11) 41664640 email : delhi@apexecotech.com
For more information, visit us at www.apexecotech.com

Apex Ecotech Limited

H2 FY25 & FY25
Investor Presentation



H2 FY25 & FY25 Performance Scorecard

	Revenue	EBITDA	PAT	EPS
H2 FY25	₹ 4,925.44 Lakhs +126.97% H-o-H	₹ 897.78 Lakhs +331.85% H-o-H	₹ 700.83 Lakhs +351.42% H-o-H	₹ 6.31 +294.38% H-o-H
FY25	₹ 7,095.53 Lakhs +33.67% Y-o-Y	₹ 1,105.67 Lakhs +24.50% Y-o-Y	₹ 856.08 Lakhs +29.11% Y-o-Y	₹ 7.91 +14.97% Y-o-Y

*Comparative figures for H1 FY25 & FY24

H2 FY25 & FY 25 Performance Highlights

Revenue

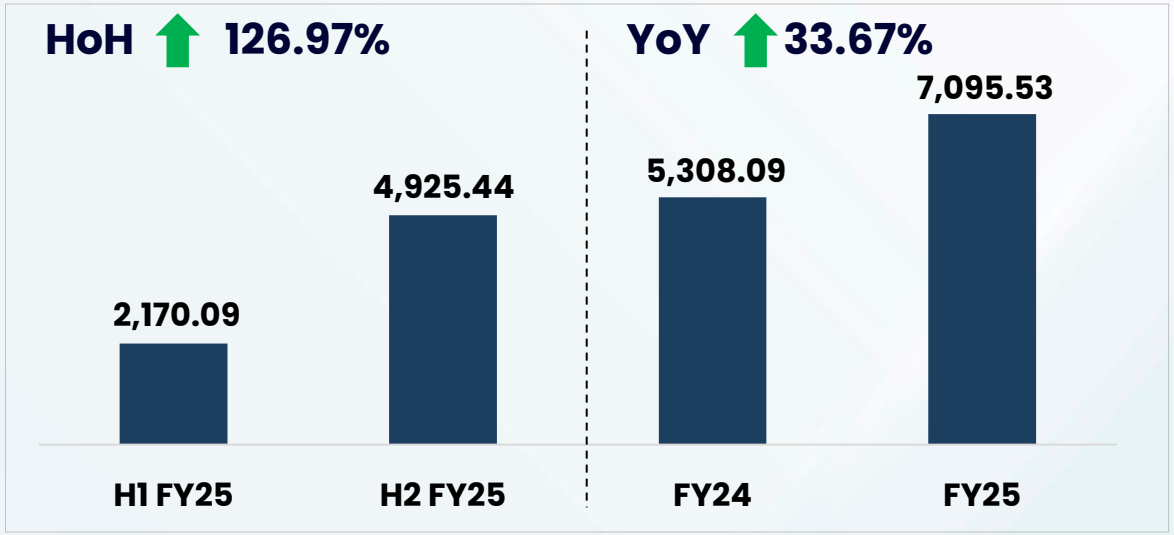

EBITDA

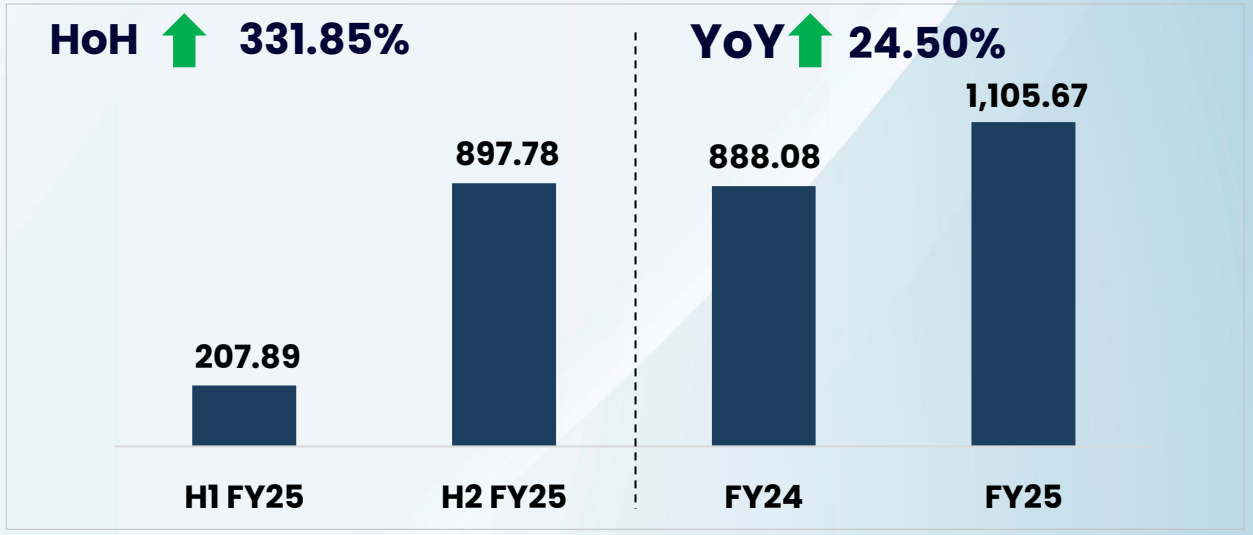

PAT

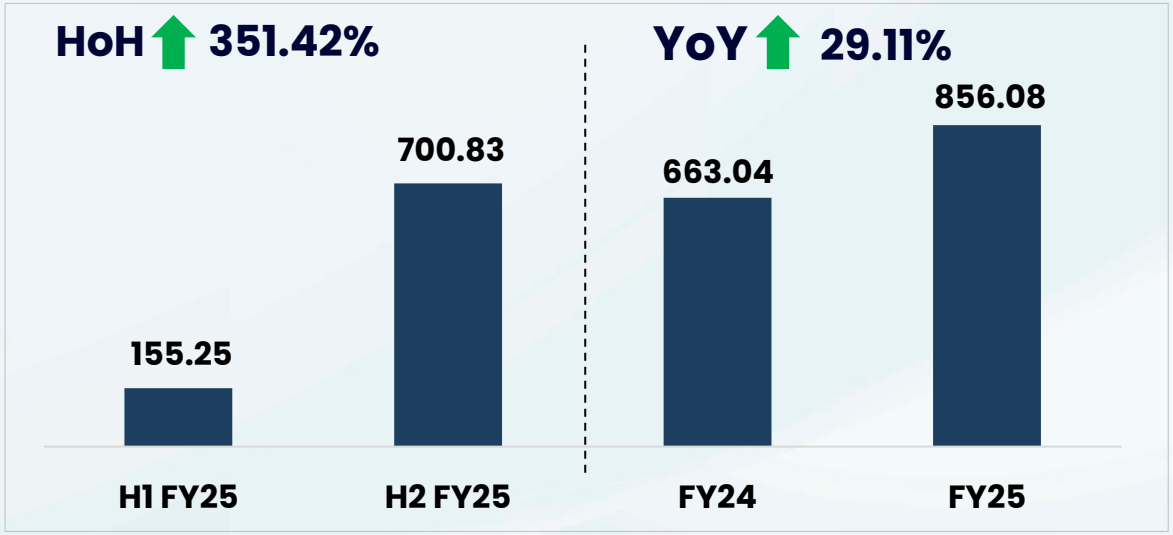

EPS

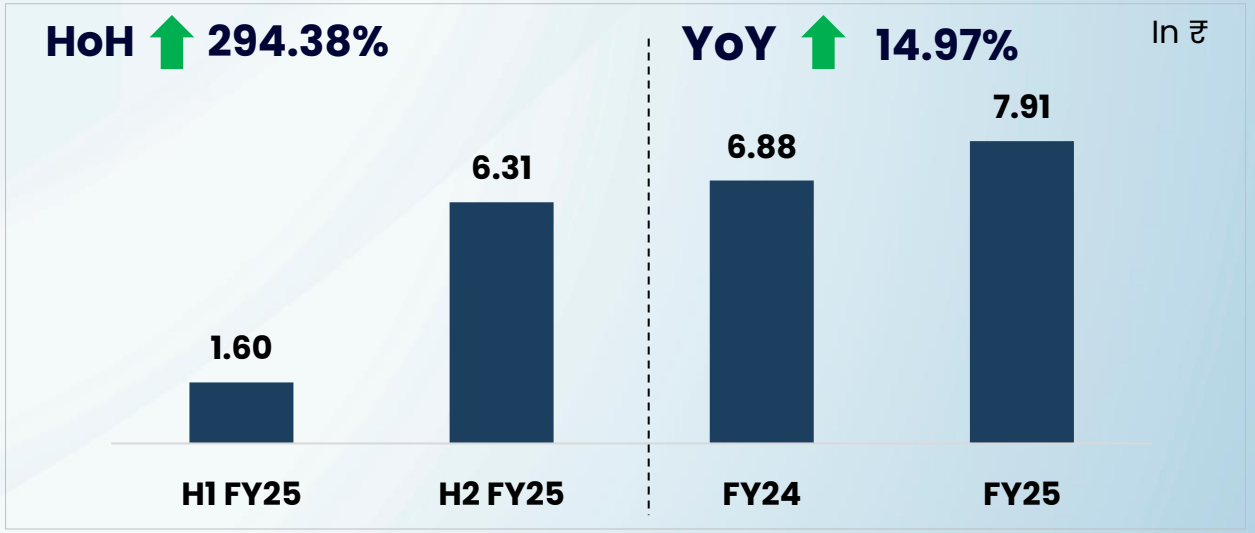

H2 FY25 & FY 25 Profit & Loss Statement

(In ₹ Lakhs)

Particulars	H2 FY25	H1 FY25	H-o-H	FY25	FY24	Y-o-Y
Revenues	4,925.44	2,170.09	126.97%	7,095.53	5,308.09	33.67%
Other Income	49.93	12.51		62.44	38.40	
Total Income	**4,975.38**	**2,182.60**	**127.96%**	**7,157.98**	**5,346.49**	**33.88%**
Cost of Goods sold	3,412.87	1,478.26		4,891.13	3,622.38	
Employee costs	324.90	328.80		653.70	467.78	
Finance Costs	6.42	1.61		8.03	5.76	
Depreciation	11.58	10.02		21.60	22.92	
Other expenses	289.91	155.14		445.05	329.85	
Total Expenditure	4,045.67	1,973.83		6,019.50	4,448.69	
PBT	**929.71**	**208.77**	**345.33%**	**1,138.48**	**897.80**	**26.81%**
Tax	228.88	53.52		282.40	234.76	
PAT	**700.83**	**155.25**	**351.42%**	**856.08**	**663.04**	**29.11%**

Company Overview

Apex Ecotech Limited is an ISO 9001:2015 certified company. It is fronted by experienced & knowledgeable engineering professionals and undertakes turnkey projects in the industry providing comprehensive solutions for **Water & Wastewater Treatment, Membrane Recycling, Evaporators & Zero Liquid Discharge Systems** to reuse for myriad process applications.

We are dedicated to delivering sustainable, low-carbon-footprint, energy-efficient treatment solutions. We strive to address global water scarcity through innovative water recycling, reuse, and conservation practices. Our commitment extends beyond providing advanced technologies; we aim to foster a sustainable future where every drop counts.

We collaborate closely with communities and industries to design and implement tailored solutions that enhance water management practices. Together, we can create a lasting legacy of responsible water stewardship that benefits both the environment and society.



Key Facts

15
Years In Business

119+ Crores
Order Book

145 Million Liters/Day
Total Volume Of Water & Wastewater Treatment

14
Types of Industries Serve

100+
Team Size

250+
Completed Water & Wastewater Treatment Turnkey Projects

5.5 Million Liters/Day
Total Volume Of Zero Liquid Discharge Plants

Our Team



Mr. Anuj Dosajh

Chairman Cum Managing Director

Chemical Engineer Having More Than 36 Years Of Experience



Mr. Ramakrishnan Balasundaram Aiyer

Executive Director

Technology & Innovation Research With Over 24 Years Of Experience



Mr. Ajay Raina

Executive Director

Technical Sales Professional With Over 22 Years Of Experience



Mr. Rakesh Kaul

CFO

More Than 35 Years Of Diverse Experience In Finance



Ms. Kirti Jain

CS & Compliance Officer

More Than 04 Years Of Experience

Company Milestones

2009
Incorporated as private limited company

2012
Commissioned our 1st Zero Liquid Discharge Plant in Pharma Sector

2015
Commissioned our 1st Zero Liquid Discharge Plant in Automobile Sector

2016
Developed inhouse electrocoagulation system based on low sacrificial electrodes to treat complex effluents

2017
Commissioned our 1st Mil Scale Filtration Plant outside India in Steel sector

2018
Received our first ₹ 100 million order

2019
Received MBR Champions award from Suez Water Technologies & Solutions (India)

2020
Commissioned state of art EDR technology on wastewater for the 1st time in India

2023
Commissioned our 1st Mechanical Vapor Recompression (MVR) technology based Evaporator system

2024
Received 'Global Ecological Transformation Award' in China from Veolia Water Technologies (a Fortune 500 Company)

Business Segment

Water Treatment Plants

- Filtration & pre-treatment
- Resin based systems
- Ultrafiltration
- Reverse Osmosis
- Demineralization
- High pressure Reverse Osmosis Systems
- Electrodialysis Reversal systems



Pre-treatment Clarification & Pumping System



Water Treatment Plant (WTP)

Sewage Treatment Plants

- STP - Prefabricated and site erected in Civil
- Conventional technologies like Activated Sludge Process and Extended Aeration
- Moving Bed Bioreactors along with advanced technologies like Membrane Bioreactor



Prefabricated Sewage Treatment Plant



STP Based On Membrane Bioreactor

Zero Liquid Discharge(ZLD)

- Contaminated water being generated from various sources is to be treated and reused for applications without disposing any water outside the premises. The process includes treatment of effluent, recycling and evaporation to achieve ZLD



MVR Based ZLD



Zero Liquid Discharge Plant

Business Segment

Wastewater Treatment Plants

- Effluent and wastewater systems are designed and implemented with a focus on optimal design, minimizing both capital and operational costs. We utilize the latest global technologies to ensure that our systems meet stringent output quality standards and comply with current pollution norms and reused in horticulture, toilet flushing, road washing etc.



Wastewater Treatment Plant



Effluent Treatment Plant (ETP)

Membrane Recycle Systems

- The treated sewage / wastewater is further treated to make it suitable for domestic reuse e.g. Horticulture, Toilet Flushing, Road Wash etc. and industrial reuse e.g. Boiler Feed, Cooling Tower Water makeup, Process Water etc.



Multiple Reverse Osmosis Plant



Electro Dialysis Reversal (EDR)

Others

- Electrical Panels and Automation
- Dewatering Systems
- Chemical and Spares
- Operations and Maintenance
- Aftersales Services



Electrification & Automation



Sludge Dewatering System

Our Clientele



Our Competitive Edge

Securing a Leading Position in a Specialized Market

Our company operates in a highly specialized market with limited competition, including Ion Exchange India Ltd., Thermax India, Toshiba Water Solutions Private Limited and others, allowing us to maintain a strong foothold. Through a consistent commitment to service excellence, we've built lasting relationships and established a reputation for reliability with a variety of esteemed clients.

Turnkey Projects

We specialize in turnkey water and wastewater treatment projects, consisting of treatment plants, recycling membrane systems, multi-effect evaporators, and zero liquid discharge systems. Our expertise encompasses the design and understanding of treatment systems We ensure compliance with relevant design codes and project guidelines, guaranteeing timely delivery and optimal performance.

In-House Expertise for Tailored Engineering Solutions

Our in-house team of experienced designers and engineers provides tailored, reliable engineering solutions with thorough calculations and reviews. This approach reduces reliance on external agencies, boosting efficiency and giving us greater control over project timelines and quality.

Empowered by Key Industry Partnerships

We have strong partnerships with leading tech providers, consultants, suppliers, and contractors, allowing us to leverage the latest technologies and best practices for innovative, high-quality projects.

Streamlined Operations for Project Success

Apex Ecotech operates a streamlined framework that integrates in-house and outsourced systems across key functions like marketing, design, procurement, logistics, finance, site execution, and after-sales support. Led by experts, this approach ensures efficient coordination, fosters innovation, and enhances project performance.



Key Financial Highlights



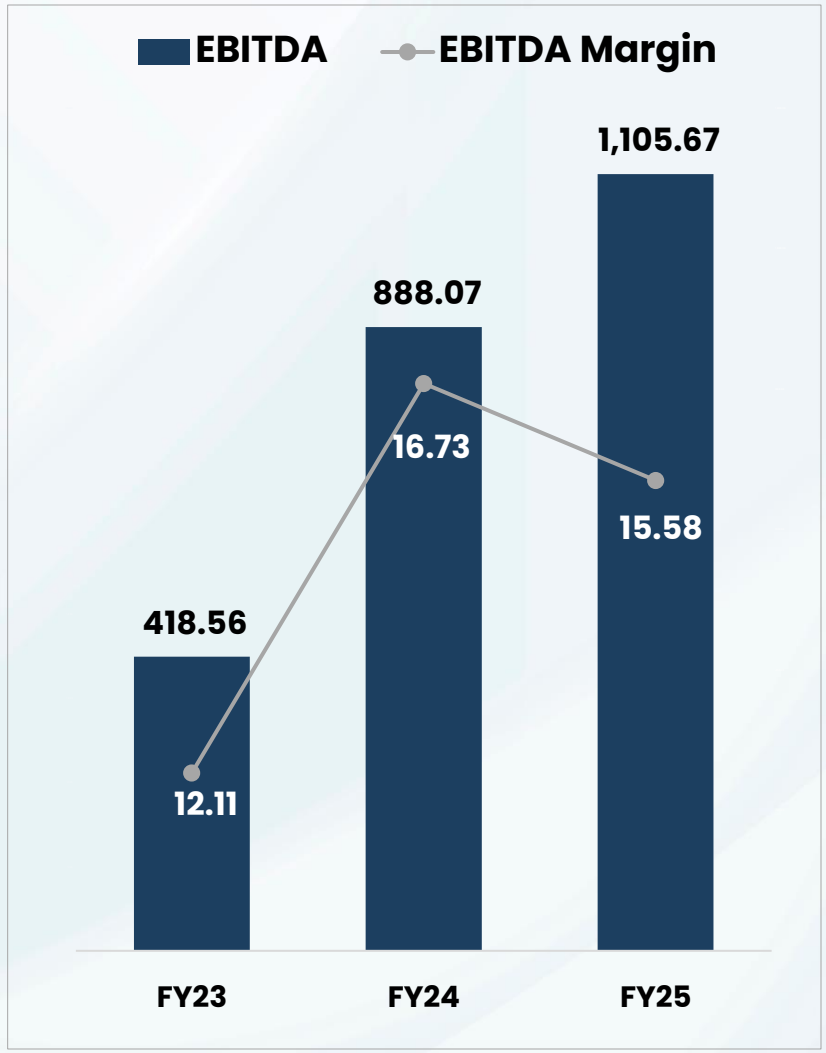

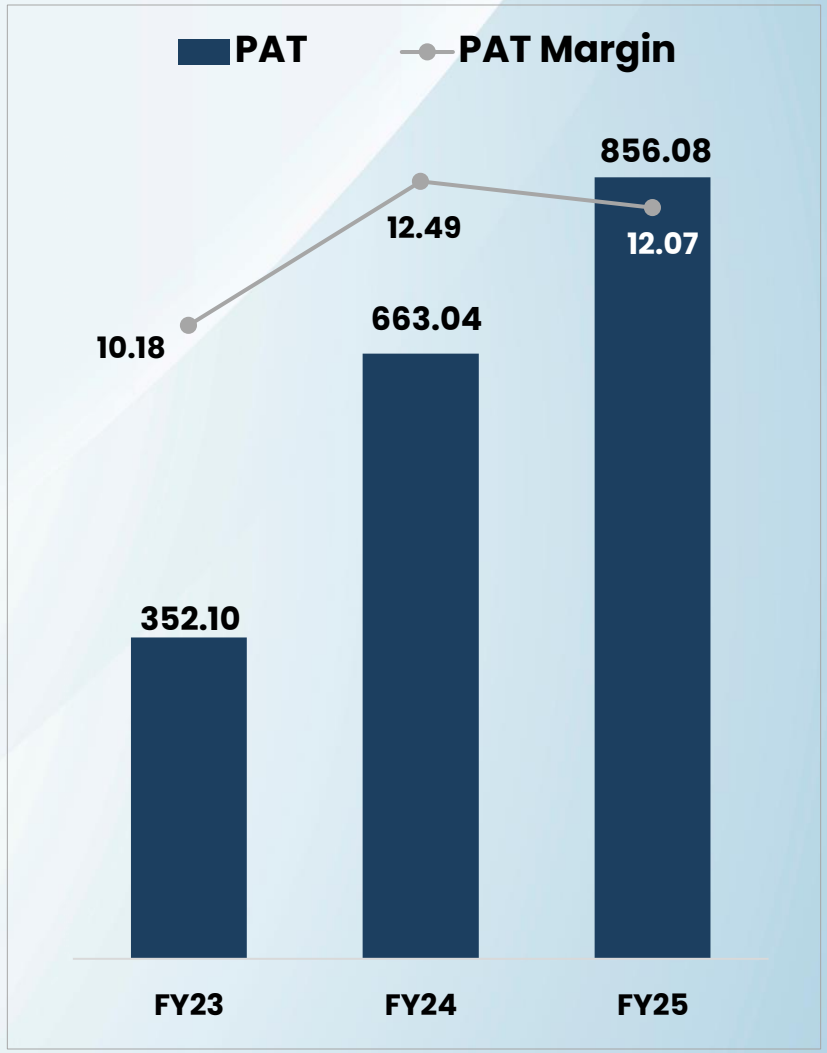

All Amount In ₹ Lakhs & Margins In %

Profit & Loss Statement

(In ₹ Lakhs)

Particulars	FY25	FY24	FY23
Revenues	7,095.53	5,308.09	3,457.38
Other Income	62.44	38.40	34.68
Total Income	**7,157.98**	**5,346.49**	**3,492.06**
Cost of Goods sold	4,891.13	3,622.38	2,286.46
Employee costs	653.70	467.78	498.63
Finance Costs	8.03	5.76	9.43
Depreciation	21.60	22.92	27.77
Other expenses	445.05	329.85	253.74
Total Expenditure	6,019.50	4,448.69	3,076.03
PBT	**1,138.48**	**897.80**	**416.04**
Tax	282.40	234.76	63.94
PAT	**856.08**	**663.04**	**352.10**

Balance Sheet

(In ₹ Lakhs)

Equities & Liabilities	FY25	FY24	FY23
Equity	1,318.52	96.86	91.36
Reserves	3,304.86	1,376.70	631.16
Net Worth	**4,623.38**	**1,473.56**	**722.52**
Non Current Liabilities			
Non Current Borrowings	3.05	19.95	38.72
Long-tern Provision	49.93	40.80	31.78
Total Non Current Liabilities	**52.98**	**60.75**	**70.50**
Current Liabilities			
Current Borrowings	14.73	22.18	19.51
Trade Payables	355.49	373.69	267.22
Short Term Provisions	331.04	260.46	83.14
Other Current Liabilities	591.07	365.29	604.91
Total Current Liabilities	**1,292.33**	**1,021.62**	**974.78**
Total Equities & Liabilities	**5,968.68**	**2,555.93**	**1,767.81**

Assets	FY25	FY24	FY23
Non Current Assets			
Fixed Assets	117.96	129.49	137.86
Deferred Tax Assets (Net)	33.04	12.05	11.19
Other Non Current Assets	0.00	0.00	2.75
Total Non Current Assets	**151.00**	**141.54**	**151.80**
Current Assets			
Inventories	239.19	175.52	340.55
Trade Receivables	2,212.83	866.67	701.08
Cash & Bank Balance	2,795.03	1,012.46	215.37
Short Term Loans & Advances	241.96	50.21	102.07
Other Current Assets	328.67	309.54	256.94
Total Current Assets	**5,817.68**	**2,414.39**	**1,616.00**
Total Assets	**5,968.68**	**2,555.93**	**1,767.81**

Cash Flow Statement

(In ₹ Lakhs)

Particulars	FY25	FY24	FY23
Cash from Operation	(1,408.02)	668.67	259.59
Cash from Investments	45.41	(4.96)	(0.05)
Cash from Financing	2261.36	66.14	(58.66)
Net Cash Flow	**898.75**	**729.85**	**200.88**

Key Ratios

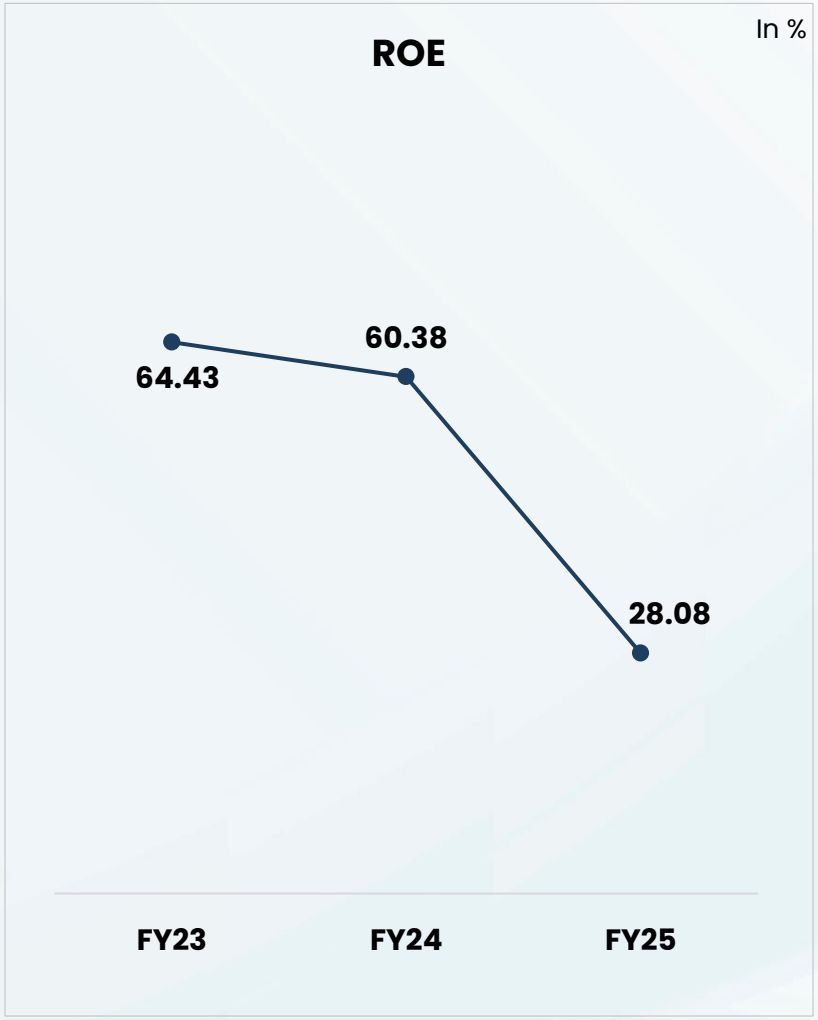
ROE
In %
64.43
60.38
28.08
FY23
FY24
FY25

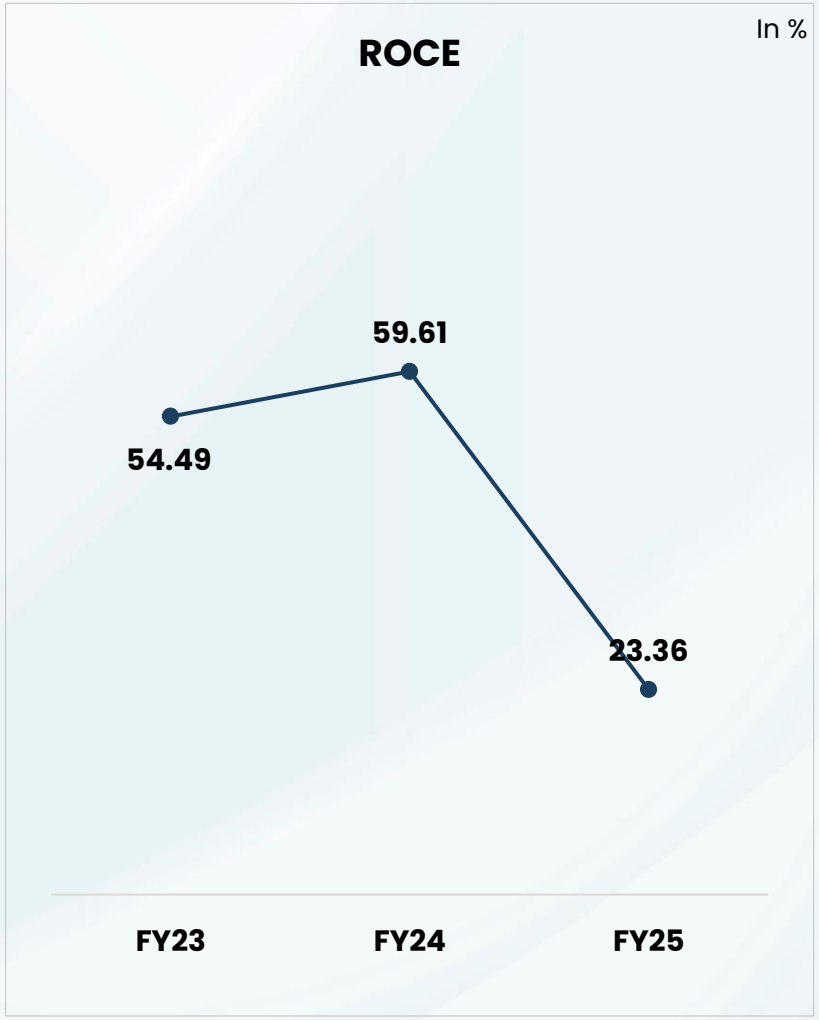
ROCE
In %
54.49
59.61
23.36
FY23
FY24
FY25

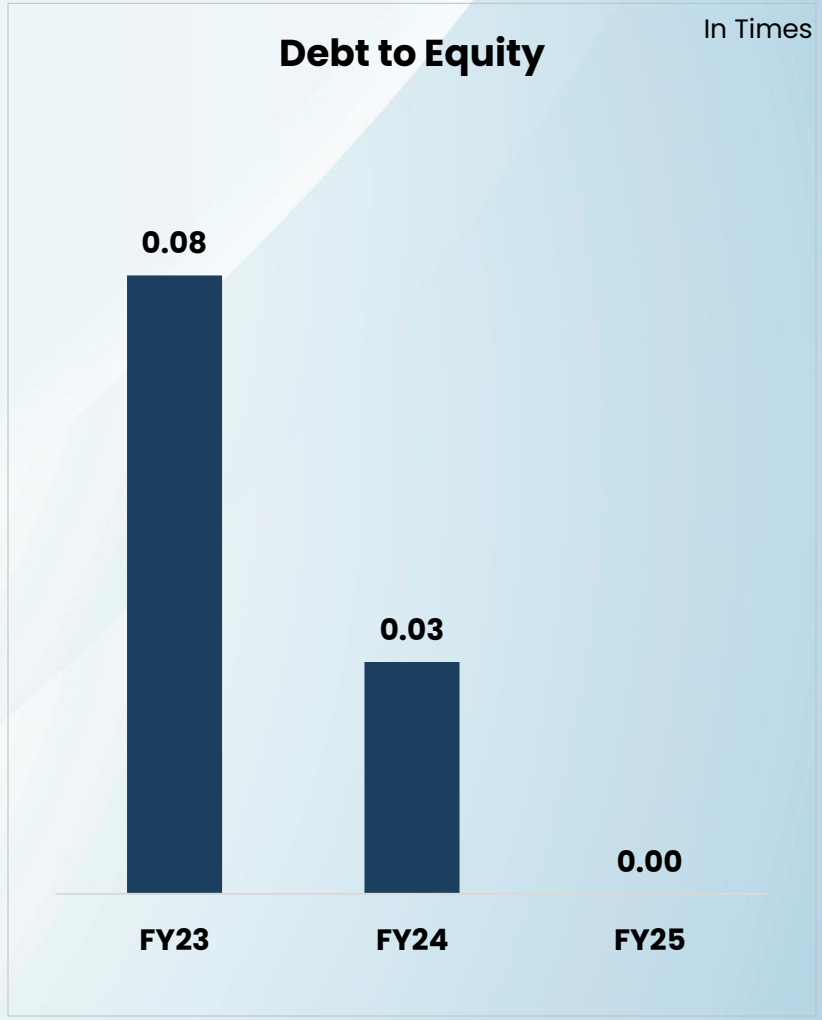
Debt to Equity
In Times
0.08
0.03
0.00
FY23
FY24
FY25

Key Ratios

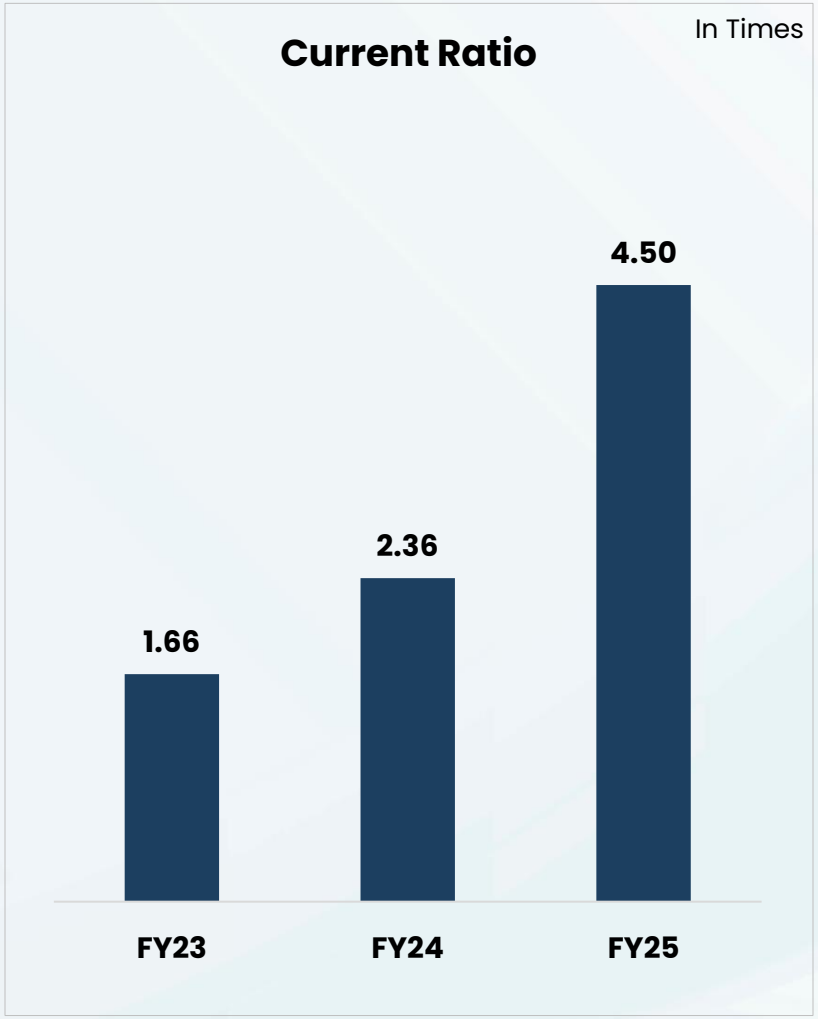
Current Ratio
In Times
1.66
2.36
4.50
FY23
FY24
FY25

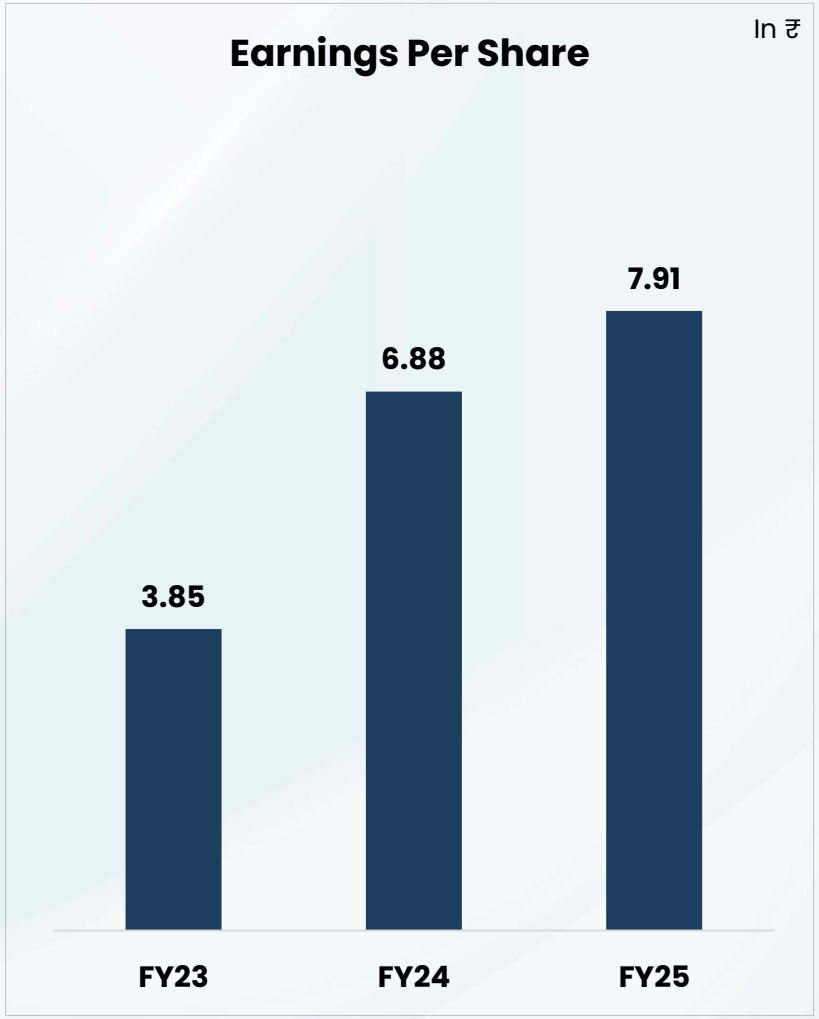
Earnings Per Share
In ₹
3.85
6.88
7.91
FY23
FY24
FY25

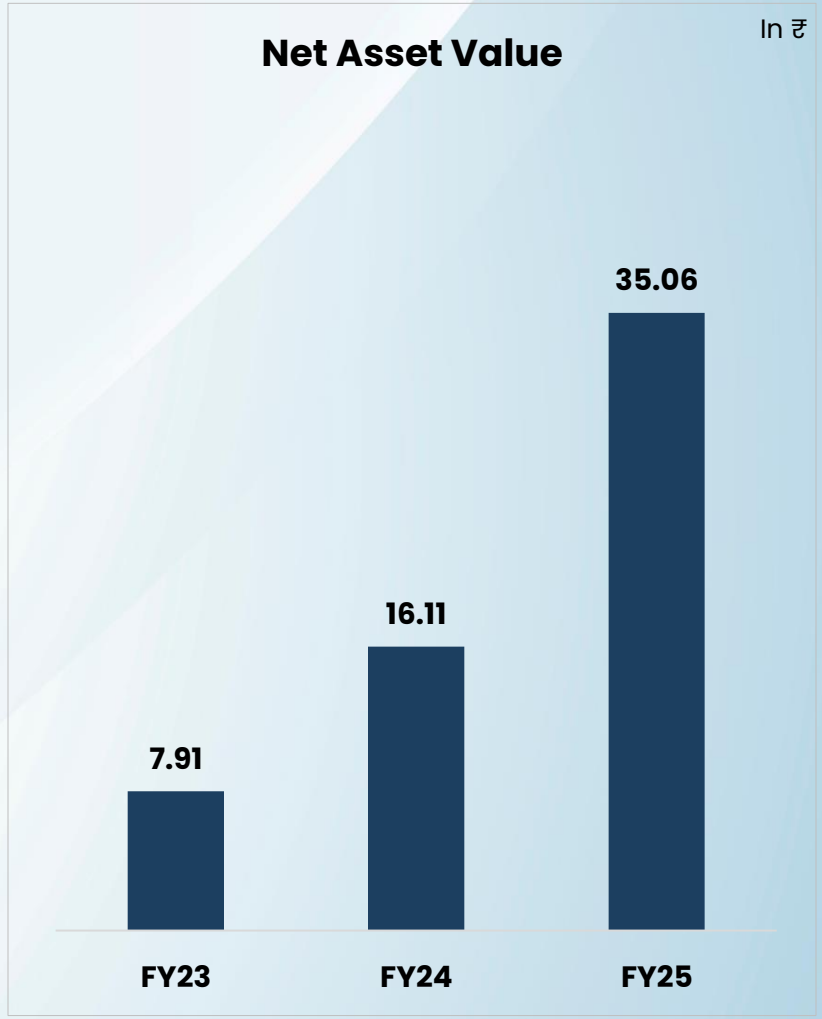
Net Asset Value
In ₹
7.91
16.11
35.06
FY23
FY24
FY25

Investment Rationale

Trusted by global brands across diverse sectors, specialize in high-efficiency Zero Liquid Discharge (ZLD) systems delivering optimized recovery rates. Its expertise in sustainable water management positions it as a strong investment in the growing eco-tech sector.

Expertise in implementing advanced technologies like EDR, MBR, and MVR, coupled with industry recognition, makes it a strong investment in the growing eco-tech sector.

Built strong relationships with global OEMs & technology providers like Veolia, Dupont, & Grundfos, enhancing its credibility & positioning it as a leading player in the eco-tech sector.

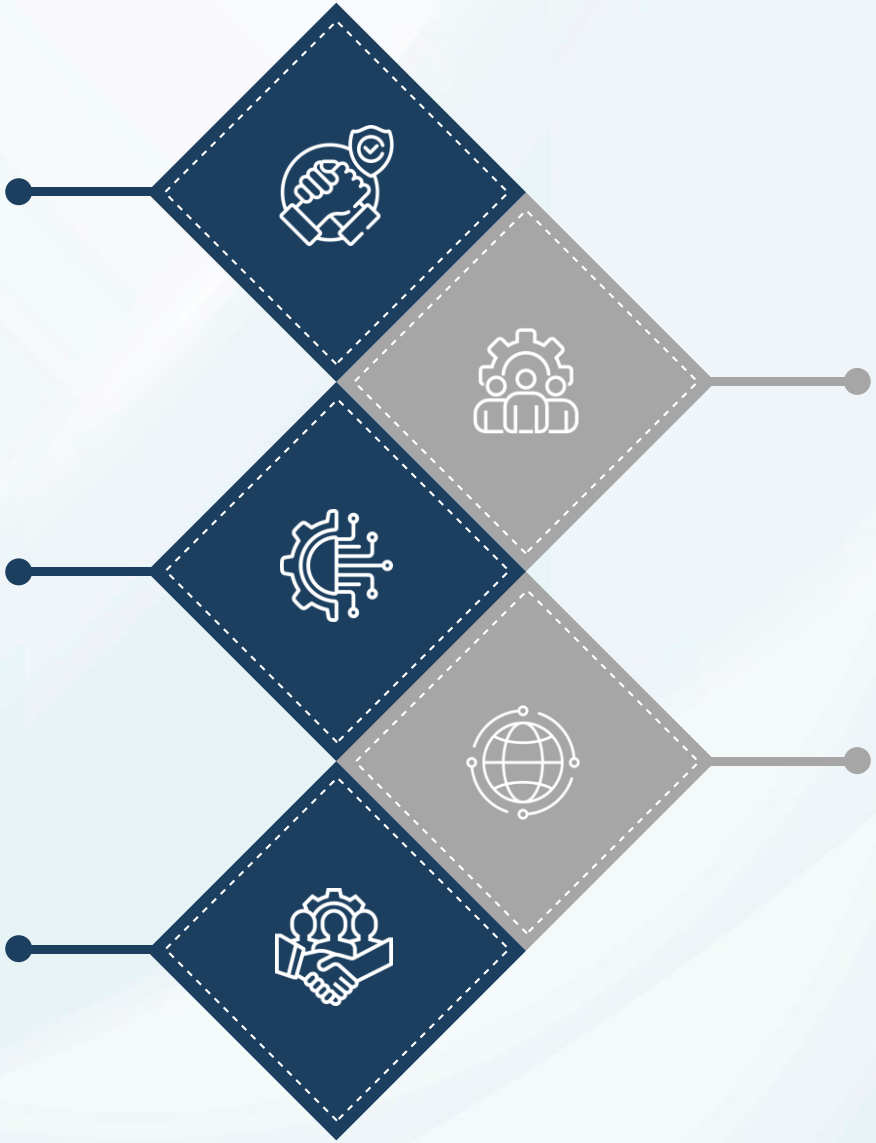

In-house team of skilled engineers and robust quality control processes ensure efficient project delivery and high-quality standards. This self-sufficiency in design and quality management enhances operational efficiency, making it a strong investment opportunity.

Presence across key regions in India and internationally in markets like Bangladesh, Vietnam and many more.. gives it a strategic advantage for growth. This broad footprint enhances its market reach, positioning it well for further expansion and making it an attractive investment.



Apex Ecotech Limited
Office No. 202, Garden Plaza, Five Garden Roads Sunshine Villas, Rahatani, Pune- 411017, Maharashtra, INDIA
Website: www.apexecotech.com

AKMIL Strategic Advisors Private Limited
Office No. 1011, 10th Floor, Opal Square, Road No. 16,Wagle Estate, Thane (w)-400 604.

Phone: +91 98209 41925
Email: info@akmiladvisors.com
Website: www.akmiladvisors.com