CIN: L31900WB2010PLC154236
GSTIN: 19AAGCM8455J1ZV

Megatherm Induction Limited
(Formerly Megatherm Induction Pvt. Ltd.)
Megatherm Tower,
Plot L1, Block GP, Sector-V, Electronics Complex,
Salt Lake City, Kolkata - 700 091, India.

Date: 02 June, 2025

To
The Listing Department,
National Stock Exchange of India Ltd,
Exchange Plaza,
Bandra Kurla Complex, Bandra (East),
Mumbai– 400051

Ref.: Megatherm Induction Limited / NSE/2025-26/16
Symbol: MEGATHERM
ISIN: INE531R01010

Dear Sir/Madam,

Sub: Investor Presentation on the Audited Financial Results of the Company for the Year ended March 31, 2025

With reference to the captioned subject, we, Megatherm Induction Limited, are submitting herewith the Investor Presentation on H2 & FY25 Audited Financial Results for all the stakeholders of the Company.

A copy of the same is also being made available on the website of the Company at https://megatherm.com.

Kindly take the same into your records.

Yours faithfully
For, Megatherm Induction Limited

ABANTI SAHA BASU Digitally signed by ABANTI SAHA BASU
Date: 2025.06.02 16:55:58 +05'30'

(Abanti Saha Basu)
Company Secretary & Compliance Officer

Place: Kolkata

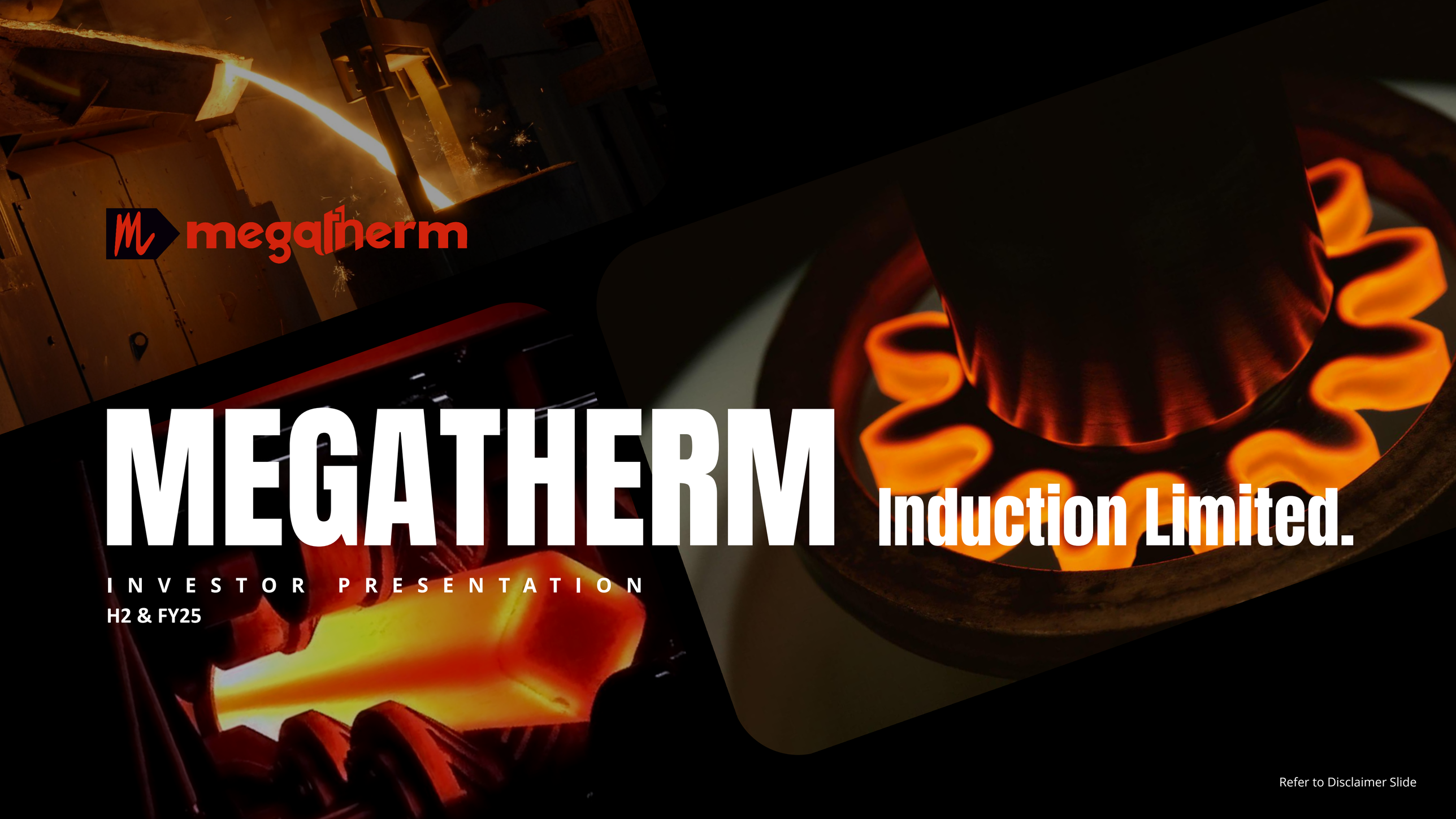

megatherm

MEGATHERM Induction Limited.

INVESTOR PRESENTATION

H2 & FY25

Refer to Disclaimer Slide

Disclaimer

This presentation and the accompanying slides (the “Presentation”), which have been prepared by Megatherm Induction Limited (the “Company”), have been prepared solely for information purposes and do not constitute any offer, recommendation or invitation to purchase or subscribe for any securities, and shall not form the basis or be relied on in connection with any contract or binding commitment whatsoever. No offering of securities of the Company will be made except by means of a statutory offering document containing detailed information about the Company.

This Presentation has been prepared by the Company based on information and data which the Company considers reliable, but the Company makes no representation or warranty, express or implied, whatsoever, and no reliance shall be placed on, the truth, accuracy, completeness, fairness and reasonableness of the contents of this Presentation. This Presentation may not be all inclusive and may not contain all of the information that you may consider material. Any liability in respect of the contents of, or any omission from, this Presentation is expressly excluded.

Certain matters discussed in this Presentation may contain statements regarding the Company’s market opportunity and business prospects that are individually and collectively forward-looking statements. Such forward-looking statements are not guarantees of future performance and are subject to known and unknown risks, uncertainties and assumptions that are difficult to predict. These risks and uncertainties include, but are not limited to, the performance of the Indian economy and of the economies of various international markets, the performance of the industry in India and world-wide, competition, the company’s ability to successfully implement its strategy, the Company’s future levels of growth and expansion, technological implementation, changes and advancements, changes in revenue, income or cash flows, the Company’s market preferences and its exposure to market risks, as well as other risks. The Company’s actual results, levels of activity, performance or achievements could differ materially and adversely from results expressed in or implied by this Presentation. The Company assumes no obligation to update any forward-looking information contained in this Presentation. Any forward-looking statements and projections made by third parties included in this Presentation are not adopted by the Company and the Company is not responsible for such third party statements and projections

TABLE OF CONTENTS

01 About Us

02 Industry Overview

03 Way Forward

04 Annexures

05 Key Performance Highlights

06 Annual Financial Overview

01

ABOUT US

megatherm



ABOUT US

Manufacturer of :

- **Induction heating and melting products**
- **Transformers**
- **Ladle refining furnaces**
- **Continuous Casting Machines**
- **Fume extraction systems**
- **Electric arc furnaces**

- Services portfolio includes turnkey solutions for steel plant, which involves design, engineering, supply, erection & commissioning of the steel melt shops
- After sales service includes maintenance contracts & spare parts business
- Company caters to Key Industries including Primary & Secondary Steel Producers, Auto Ancillaries, Ordnance Factories & Railways, DI Pipe Producers etc
- Over 3000+ installations in 52+countries across regions like South America, Africa, Asia (Gulf, SAARC, South East Asia) & Europe
- ISO Certified Plant at Kharagpur, West Bengal with international quality and operating standards

MANAGEMENT TEAM

MR. SHESADRI BHUSAN CHANDA
Chairman & Managing Director

Bachelor of Electrical Engineering - Jadavpur University - Gold medalist, topper and recipient of various awards Experience - 45 Years



MR. SATADRI CHANDA
Whole Time Director & CFO

Bachelors of Technology in Electronics & Communication Engineering - West Bengal University of Technology Master of Science (Industrial & Systems Engg) - Virginia Polytechnic Institute & State University, USA Experience - 9 Years - 2 Years work experience in KPMG's Management Consulting (Strategy & Operations) division. He has been associated with Megatherm Induction for the last 7 years



Induction Technology & Application

Principle of Induction

- When Alternating Current (AC) current is passed through a coil around a metallic object (ferrous), magnetic flux is generated within the conductor which induces eddy currents that enable the heating and melting of the metal
- Depending on how much power and at what frequency the power is given, that will determine the heating and melting of the metal etc
- It is not through conduction but induction

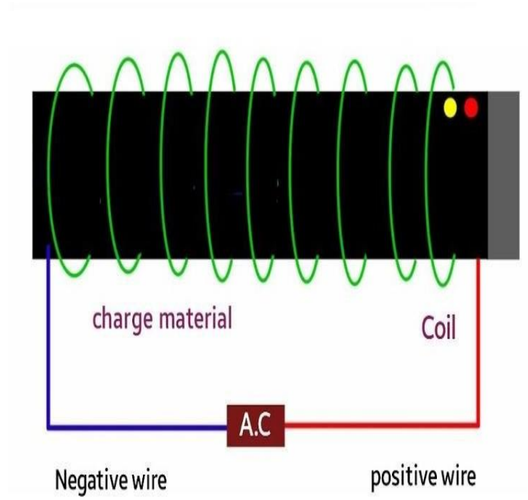



Application of Induction

- Melting - Mainly used in Foundry & Steel Sector
- Heating - Mainly used in Railways, Pipes & Tubes, Automotive and Metal Working sectors

OUR PRODUCTS (1/2)



01 INDUCTION MELTING FURNACE

- Electrical furnace used to melt iron and steel, copper, aluminum, and precious metals or make alloys of different compositions
- Application in metal industry segments like Automobile casting, DI pipe casting, Manganese steel casting, heavy engineering casting, casting of railway components, metal roll manufacturing etc.



02 INDUCTION BILLET HEATERS

- Heating of ferro-magnetic and austenitic quality steel billets to the forging temperature of 1200 – 1250 Celsius
- Heating of non-ferrous metals like aluminum, copper and its alloys like brass and bronze



03 INDUCTION HARDENING & HEAT-TREATING EQUIPMENT

- Utilizes the principle of electromagnetic induction to produce heat inside the surface layer of the metal
- Used in manufacturing air/gas cylinders, annealing of tube and pipe, pipe stress relieving, heating of billets for tube manufacturing etc.



04 INDUCTION POWER SOURCE

- Converters accept multi-phase 50 Hz AC power from the grid, which is rectified to DC and then inverted back into single phase medium or high Frequency AC power.
- Conversion process is effected through Power Electronics Technology using Power Semiconductor Devices.



05 TRANSFORMER

- Converter Transformers - used for induction melting / heating equipment, AC-DC Drives, industrial rectifier etc.
- Electric Arc and Ladle Refining Furnace Transformers
- Distribution Transformers
- Power Transformers

OUR PRODUCTS (2/2)



06 LADLE REFINING FURNACE

- To adjust the chemical composition & raise the temperature of molten metal.
- To hold the molten steel for casting operations
- Acts as a buffer between the steel making furnace and the continuous casting machines



07 ELECTRIC ARC FURNACE

- Melts all type of scrap irrespective of chemical composition or size and also melts direct reduced iron (D.R.I) / Sponge Iron
- Used for steelmaking and smelting of Non-Ferrous metal



08 CONTINUOUS CASTING MACHINE (CCM)

- Converts liquid steel into cast semis of the desired size such as billets, blooms, slabs or strips.
- The liquid steel is poured into molds, where it solidifies into a shell
- The shell is then pulled out by rollers and cooled further



09 RAIL HARDENING MACHINE

- Used for heat treatment & hardening of rails
- Power range is 200 kw - 300 kw



10 FUME EXTRACTION SYSTEM

- Used to extract fumes emanating from melting furnaces due to burning of Silica / Slag / Impurities during metal melting process







MANUFACTURING FACILITIES - 1/2

State of the art Production & Testing facility along with R&D lab & Training Centre spread across 8 acres in Vidyasagar Industrial Park, Kharagpur, West Bengal

01

Equipped with machineries including CNC Lathe Machine, CNC vertical machine centre, Heat chamber, 1600 kVA Auto Main Transformer etc

Material Handling Equipment include EOT Crane, Tow Truck, fork lift truck, pallet truck, air lift (hydraulic) etc

02

In-house testing laboratory for conducting tests on raw materials & ensuring production as per pre-determined standards.

Testing machines include Oscilloscope 4 channel, frequency convertor testing setup, conductivity meter (techno four make), furnace oven temperature control panel, CLC unit for testing bay, electronic weighing machine, copper loss test trx, power source for capacitor/ PCB testing machines etc.

MANUFACTURING FACILITIES - 2/2

NEW PRODUCTION & TESTING FACILITY LOCATED AT VIDYASAGAR INDUSTRIAL PARK, KHARAGPUR, WEST BENGAL

Types of Transformers that will be manufactured

- Power & Distribution Transformers
- Inverter Duty Transformers
- Converter Duty Transformers
- LRF/Arc Furnace Transformers









Largest Transformer Manufacturing Facility in Eastern India

IN-HOUSE ENGINEERING & DEVELOPMENT

Engineering

Dedicated team of Experienced Engineers having expertise in various engineering applications & problem-solving skills to provide total Engineering Solutions to our customers

Research & Development

Many design features which we are providing now (like Nano cable system, synchronized rectifier control board, low power efficiency system) is currently only under development with other brands. Megatherm is differentiated from others for its continuous R&D and is known to have the best R&D team that has ushered in many technological changes over the years

Some upcoming technologies

- Dual Mode Inverter
- Hybrid Panel
- AI Panel
- Zero Voltage Drop Design





OUR PRESENCE

WIDE SPREAD DOMESTIC & INTERNATIONAL PRESENCE IN 4 CONTINENTS

OVER **3000+ INSTALLATIONS**
IN **52+ COUNTRIES**



Diversified Clientele across Industries

Primary Steel producers (involved in conversion of iron ore into sponge iron & subsequent conversion into steel)

Secondary Steel producers (involved in scrap recycling)

Refractory-lined vessel is used as the furnace

Auto ancillaries

DI pipe producers and diverse engineering industries

Ordnance factories & Railways

02

INDUSTRY OVERVIEW

Industry Overview

INDIAN POWER SECTOR

- India, the world's third-largest power producer and consumer, had an installed capacity of 466.24 GW as of Jan 2025, including 209.45 GW from renewables.
- The power market is set to grow from 536.23 GW in 2025 to 817.52 GW by 2030 (CAGR: 8.8%), backed by a ₹9.15 lakh crore ($109.5B) infrastructure plan and record-high generation growth in FY23.

Source- https://www.ibef.org/industry/power-sector-india#, https://www.mordorintelligence.com/industry-reports/india-power-market, https://www.ibef.org/industry/indian-power-industry-analysis-presentation

India Installed Capacity (GW)

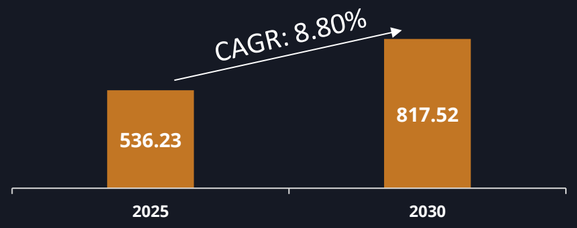

TRANSFORMER MARKET

- India's Power and Distribution Transformer Market is set to grow from USD 3.97 billion in 2023 to USD 8.41 billion by 2030 (CAGR: 10.84%).
- The global High Voltage Power Transformer and Distribution Transformer markets are also expanding, projected to reach USD 50.94 billion and grow at CAGRs of 6.6% and 6.56% respectively by 2034, driven by renewables, tech upgrades, and rising power demand.

Source- https://www.gminsights.com/industry-analysis/high-voltage-power-transformer-market https://www.precedenceresearch.com/distribution-transformer-market https://www.marknteladvisors.com/research-library/india-power-distribution-transformer-market.html#:~:text=A.,USD%208.41%20billion%20in%202030

Indian Transformer Market (USD Bn)

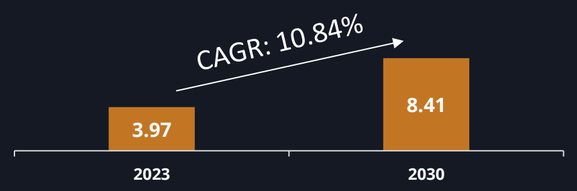

INDIAN RENEWABLE SECTOR

- The India renewable energy market size reached USD 23.9 Billion in 2024. and expected the market to reach USD 52.1 Billion by 2033, exhibiting a growth rate (CAGR) of 8.1% during 2025-2033.
- The rapid technological advancements in renewable energy technologies, such as solar photovoltaics, wind turbines, and energy storage systems, the increasing concerns about climate change and the environmental impacts of fossil fuels, and the rising demand for clean and sustainable energy solutions are some of the factors propelling the market.

Source- https://www.imarcgroup.com/india-renewable-energy-market

Indian Renewable Energy Market (USD Bn)

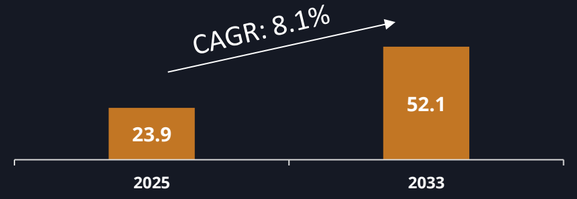

Industry Overview

INDIAN FOUNDRY INDUSTRY

- Foundry Industry has a turnover of approx. USD 21.0 Billion with export approx. USD 4.11 billion.
- Approx 5000 units of which 1500 units have International Quality Accredition
- Growing awareness about environment & many foundries switching to Induction Furnaces some units in Agra are changing over to cokeless cupolas.

AUTOMOBILE COMPONENT INDUSTRY

- The automotive components industry experienced a 11% YoY growth, reaching Rs. 3.32 lakh crore (US$ 38.4 billion) in the first half of FY25.
- In FY24, the export value of auto components/parts was estimated at US$ 21.2 billion.
- Industry has expanded by increasing demand of automobiles by the growing middle class and exports globally.

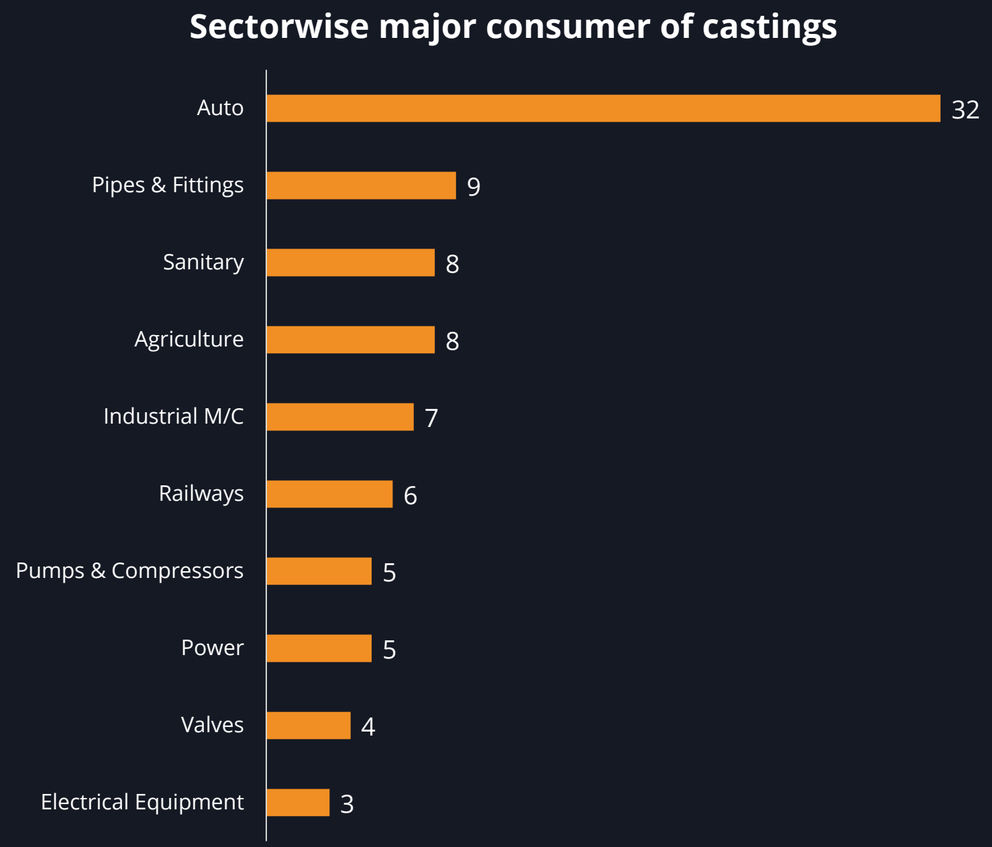

The India Foundry Market size is estimated at **USD 25.57 billion in 2025**, and is expected to reach **USD 42.61 billion by 2030**, at a CAGR of 11.13% during the forecast period (2025-2030).Source: https://www.mordorintelligence.com/industry-reports/india-foundry-market

Indian Production & Export Of Casting (Million M.T)

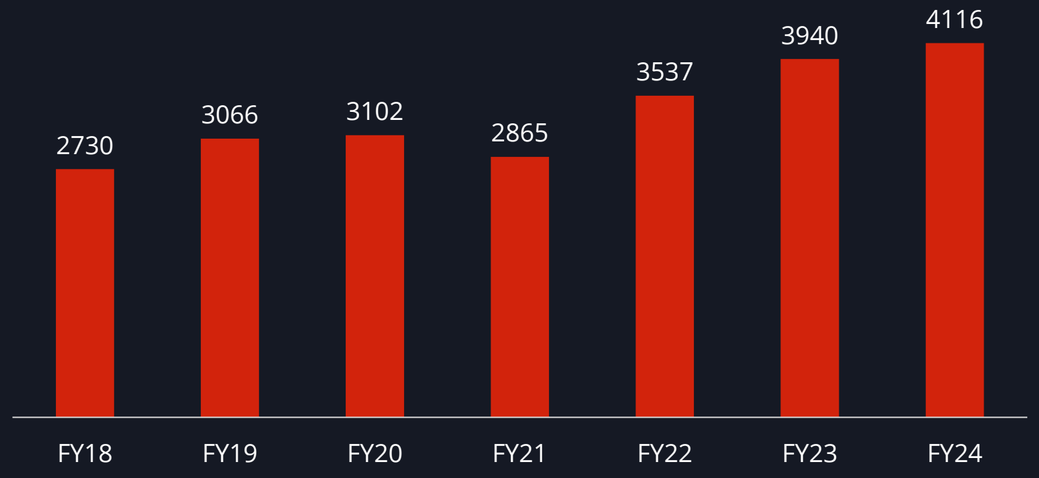

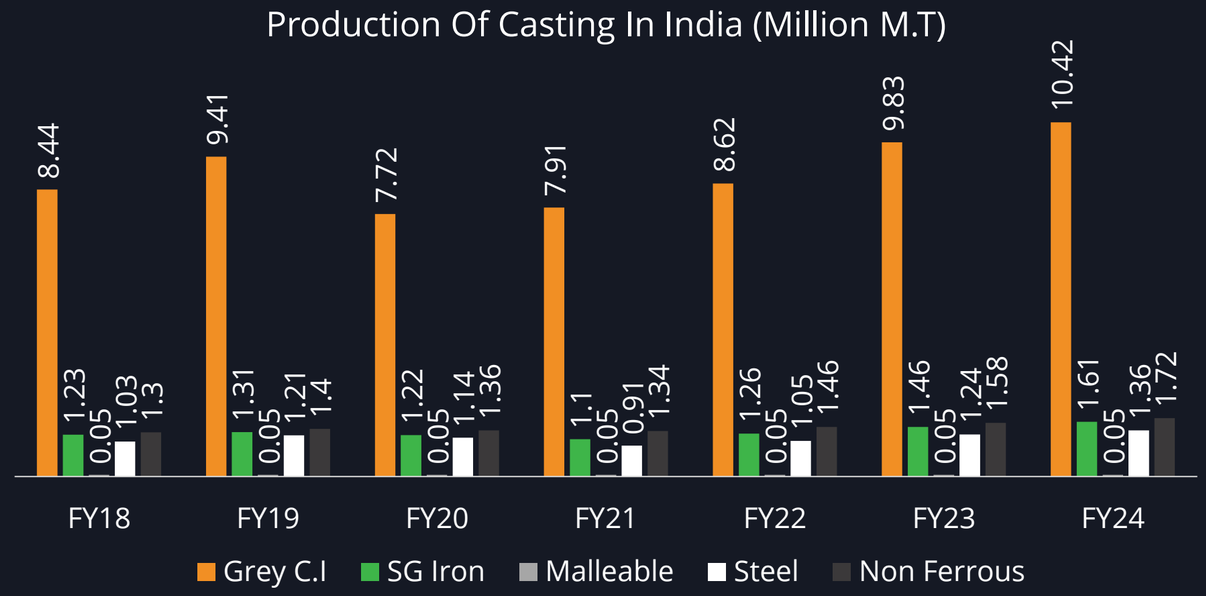

Source:- https://foundryinfo-india.org/profile_of_indian.aspx

Industry Growth Drivers

Policy initiatives to drive manufacturing
GOI to spend $1.4 trillion on infrastructure by 2025.

- Make in India
- Vocal for Local
- Pradhan Mantri Awas Yojna
- Atma Nirbhar Bharat
- Specialty steel production-linked incentive (PLI) scheme,
- Developing Smart Cities,

India Capacity (FY25) - 205mn tons
Arc 43mn tons, Induction - 74mn tons, Blast - 88mn tons

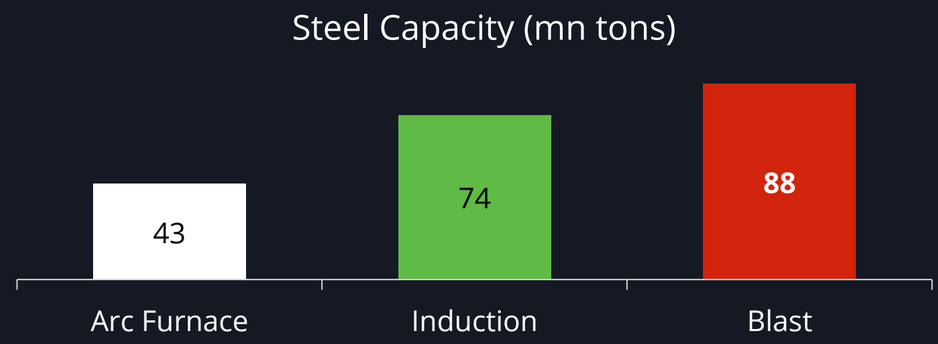

Growing investments in Manufacturing

- India cementing its position as a global automotive R&D hub, with many MNC's setting manufacturing and R&D base. Ample availability of a low-cost and skilled workforce. Automobile sector to attract USD 8-10 bn in local and foreign investments by 2023
- Improved road & rail connectivity by building highways, bridges & dedicated freight & superfast rail corridors etc.
- Scrap recycling policy
- National Institute of secondary steel technology (NISST) catering to technological development

Power sector

- India has unveiled a comprehensive plan worth Rs. 9.15 lakh crore (US$ 109.50 billion) to enhance its power infrastructure and meet a projected demand of 458 GW by 2032.
- As of December 2024, India has a total installed capacity of 209.45 GW for renewable energy sources, including large hydropower

Automobile component industry

- Turnover stood at Rs. 6.14 lakh crore (US$ 74.1 billion) during FY24, registering a revenue growth of 9.8% as compared to FY23.
- The Indian automobile sector recorded an inflow of huge investments from domestic and foreign manufacturers.

Source:
https://www.ibef.org/industry/power-sector-india
https://www.ibef.org/industry/autocomponents-india#
https://pib.gov.in/FeaturesDeatils.aspx?NoteId=153290&ModuleId+=+2&reg=3&lang=1

Advantages of Induction Technology for steel melting

	Blast Furnace (BF)	Electric Arc Furnace (EAF)	Induction Furnace (IF)
CO2 Equivalent Emissions Estimated range of CO2 equivalent (CO2e) emissions (in tons) per ton of crude steel production	2.2 – 2.6 BF - BOF	0.6 – 0.8 Scrap based EAF	0.3 – 0.4 Scrap based IF
Energy Efficient	Process of ironmaking is lengthy & uses more energy Link	Less efficient in places prone to blackouts Link	Clean & energy-efficient way of producing heat. Link
Recycling	-	It emits a lot of dust and debris. Link	The melting process of scrap metals, which in turn increases the speed of recycling them. Link
Cost	Coke sources are getting more expensive and less plentiful	Graphite electrode costs are increasing over time	Cost- Effective Link

03

WAY FORWARD

WAY FORWARD

EXPAND CAPACITIES
Upon the commissioning of the new transformer manufacturing facility, it is anticipated that transformer sales will increase to approximately ₹100 crore - ₹150 crore.
This expansion will also create additional space for growth in induction products, estimated at around ₹50 crore - ₹75 crore.

STRATEGIC INITIATIVES
Continue Strategic Initiatives for Margin Improvements: Backward integration investments and hyperlocal spares service initiatives to be continued and completed by end of FY26

INCREASE MARKET SHARE IN FOUNDRY AND CASTING PRODUCTS
New products have been launched. Implement aggressive marketing strategies to capture a larger share of the foundry and casting market.

EXPAND GLOBAL FOOTPRINT
Establish sales agencies in key international markets and actively participate in trade fairs and other relevant events.

STRENGTHEN SALES AND MARKETING EFFORTS IN THE STEEL SECTOR
Enhance the sales team and marketing initiatives to further improve market share in the steel sector, particularly in the Western and Southern regions, and for products such as CCM, LRF, and FES

DEVELOP CAPABILITIES FOR NEW APPLICATIONS IN HEATING AND HARDENING SECTOR
Focus on expanding our capabilities in applications where competition is limited.

Revenue Target
Rs. **500 Cr** in 2 years

PAT Target
Rs. **45 Cr** in 2 years

EXPAND CAPACITIES

Transformers

Facility: Largest in Eastern India.

- Shed complete; machinery installation in progress
- Commissioning: Q1 FY26

Capacity: ₹150 Cr initially, scalable to ₹200+ Cr.

Products: Converter Duty, Inverter Duty, LRF/Arc Furnace, Power Transformers (up to 50MVA, 132kV).

CPRI testing & certification expected in FY26.





Induction Melting Furnaces

- Green Furnace Success: Gained market share due to energy efficiency; plans to expand in West & South India.
- Product Diversification: Commissioned continuous casting machines, ladle refining furnaces, and fume extraction systems.
- New Orders: Bulk orders from major steel producers like Shyam Metalics, Adhunik, Rungta, and Rashmi Metaliks.
  - Notably, 40T Induction Furnace & 60T Ladle Refining Furnace – largest ever supplied in India.





EMERGING SECTORS WITH EXPANDING GLOBAL FOOTPRINT

🌱 Emerging Sectors

Foundry & Castings: Launch of Hybrid Converter (high power factor, efficiency, reliability); 300% YoY **order** growth expected

Induction Heating & Hardening:

- Developed applications: Quench Tempering, Forklift Flat Heating, SS Billet Inline Heater, Wheel Hardening, Epoxy Coating
- 300% expected sales growth
- Strong potential in niche, low-competition areas





🌍 Export Market

Expansion Strategy:

- Participating in exhibitions, trade fairs, and advertising in international magazines.
- Setting up sales agencies/partnerships in Turkey, USA, Mexico, South America, South Africa, South East Asia, etc.

Global Demand: Already supplied to UK; interest growing from USA, Europe, & others

Expected Outcome: Significant boost in export sales post formalization of agencies







JV WITH CYPRIUM INDUCTION LLC

Name Of The Entity 1

Cyprium Induction, LLC.

Area of agreement/JV 2

Selling and promoting all Megatherm products into the North American market.

Share exchange ratio / JV ratio 3

The Company will hold 49.99% shares in the proposed JV Company and 50.01% will be held by Cyprium.

Scope of business operation of agreement / JV 4

Engaging in the business of selling and promoting all Megatherm products including metal heating and metal equipment, automation and power distribution equipment.

Size of the entity 5

Cyprium had a turnover of 2.5 million USD last year.

Rationale and benefit expected 6

The proposed JV will facilitate export of Induction Heating equipment in US market with significant profit to Sales ratio.

Driving Bottomline Growth

💰 Interest Cost & Funding

- No increase in interest cost expected
- No new debt planned in the near term
- To achieve ₹500 Cr revenue target, some working capital (fund/non-fund based) may be raised.

🛠️ Hyperlocal Spares Support

Stocking points already established:
- Durgapur, Raipur, Mandi Gobindgarh (Punjab).

Upcoming locations:
- Chennai, Patna (in progress).

Planned expansions:
- Bangalore, Jamshedpur, Dubai, and Africa.

Goal:
- Boost spares sales & enhance customer service.

🔄 Backward Integration

Mechanical Integration Setup Complete:
- Includes plasma cutting, heavy-duty cranes (25T & 15T), lathes, drills, shapers, millers, etc.

Copper & CRGO (Silicon Steel) Processing:
- Trials successful; production started.
- **Goal**: Internally process **60%** of copper & core needs.

Static Frequency Converter Cabinet Manufacturing:
- Facility under development.



Pipe & Tube Heater



Billet Heater



Machine Shop



Backward Integrated Shed

04

ANNEXURES

QUALITY ASSURANCE

Certified with international standards of Quality Management Systems such as ISO 9001:2015 from SGS United Kingdom Limited.



Inspection and Testing

Quality is an online & continuous activity integrating people, communication, process controls, designing, engineering, production & inspection departments

Usage of sophisticated equipment's in inspection

Testing technology calibrated to world standards

AWARDS AND RECOGNITION



Star Performer of the Year 2007-2008

Award for Miscellaneous General Purpose Machinery, EEPC India, Eastern Region



Star Performer of the Year 2012-2013

Award for Export Excellence 2012-13 EEPC India, Eastern Region



Manufacturing and MSME Conclave 2022



Manufacturing and MSME Conclave 2022

Green Manufacturing of the year



40 Under 40 Achievers Of The Year 2023

Award for among the most innovative and influential leader under the age of 40 by Times Group

05

KEY PERFORMANCE HIGHLIGHTS

KEY PERFORMANCE HIGHLIGHTS - H2FY25

REVENUE (Rs. Mn)

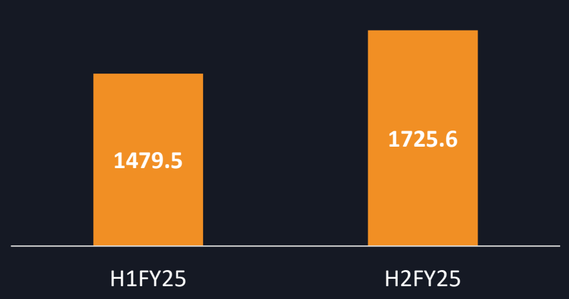

EBITDA (Rs. Mn)

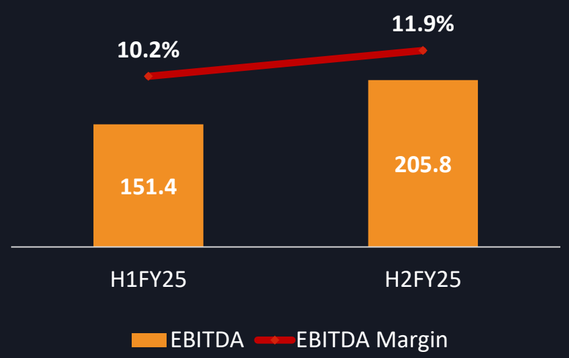

PAT (Rs. Mn)

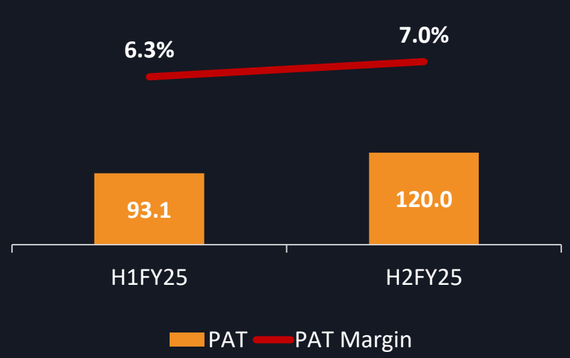

EPS (Rs)

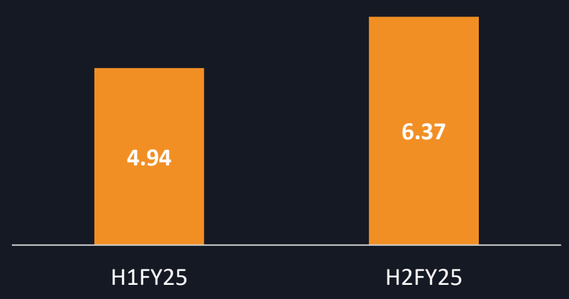

Revenue

16.63% HoH

EBITDA

35.95% HoH

PAT

28.84% HoH

EPS

28.95% HoH

EBITDA Margin

169 bps HoH

PAT Margin

66 bps HoH

HALF YEARLY STATEMENT - H2FY25

Particulars (Rs. in Mn)	H2FY25	H1FY25	H2FY24	HoH (%)	FY25	FY24	YoY(%)
Revenue From Operations	**1,725.58**	**1,479.51**	**1,593.80**	16.63	**3,205.08**	**3,062.55**	4.65
Cost Of Raw Materials	1,277.79	1,067.73	1,185.17	19.67	2,345.52	2,362.54	-0.72
Changes In Inventories	-29.48	16.66	-55.50	-277.00	-12.83	-116.35	88.98
Employee Benefit Expense	89.71	86.41	87.08	3.81	176.12	164.86	6.83
Other Expense	181.77	157.33	154.25	15.54	339.09	291.10	16.49
Total Expenditure	**1,519.78**	**1,328.13**	**1,371.00**	14.43	**2,847.91**	**2,702.15**	5.39
EBITDA	**205.80**	**151.38**	**222.79**	35.95	**357.17**	**360.40**	-0.90
EBITDA Margin (%)	**11.93**	**10.23**	**13.98**	169 bps	**11.14**	**11.77**	-62 bps
Other Income	14.25	17.77	6.74	-19.81	32.01	11.22	185.25
Depreciation	20.15	19.54	17.68	3.11	39.69	33.85	17.23
PBIT	**199.89**	**149.60**	**211.85**	33.62	**349.50**	**337.77**	3.47
Interest	36.01	24.05	36.72	49.73	60.06	61.77	-2.77
Profit Before Tax	**163.89**	**125.55**	**175.13**	30.53	**289.44**	**276.00**	4.87
Tax	43.93	32.45	43.83	35.38	76.38	68.76	11.08
Profit After Tax	**119.95**	**93.10**	**131.31**	28.84	**213.06**	**207.24**	2.81
PAT Margin (%)	**6.95**	**6.29**	**8.24**	66 bps	**6.65**	**6.77**	-12 bps
Earnings Per Share	6.37	4.94	8.48	28.95	11.31	14.13	-19.96

06

ANNUAL FINANCIAL OVERVIEW

megatherm

ANNUAL FINANCIAL HIGHLIGHTS

Revenue (Rs. Mn)

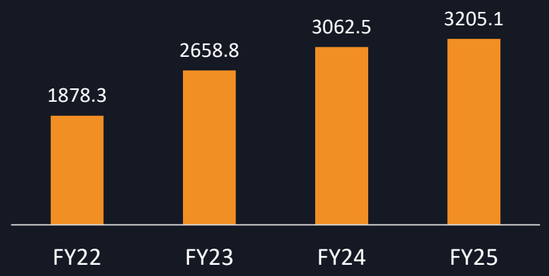

EBITDA (Rs. Mn)

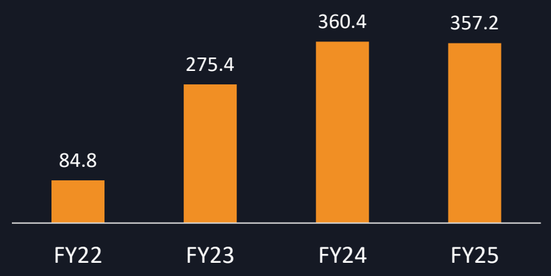

PAT (Rs. Mn)

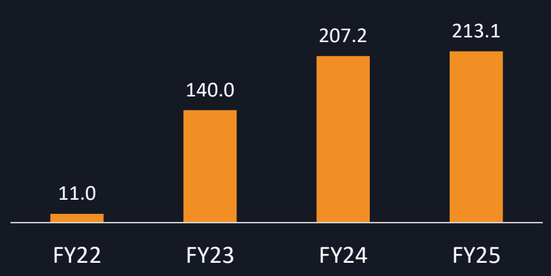

EPS (Rs.)

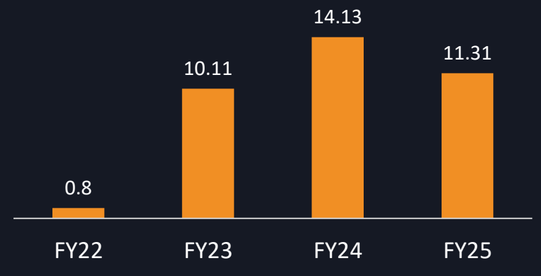

Revenue (%)

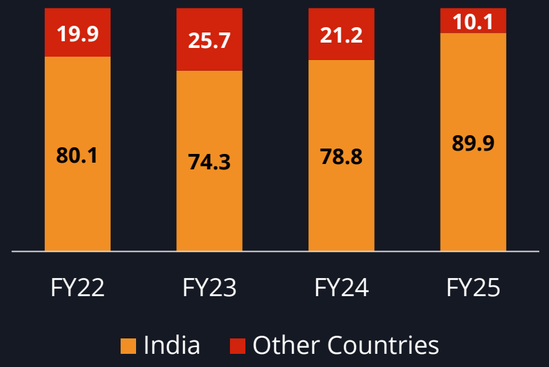

EBITDA Margin (%)

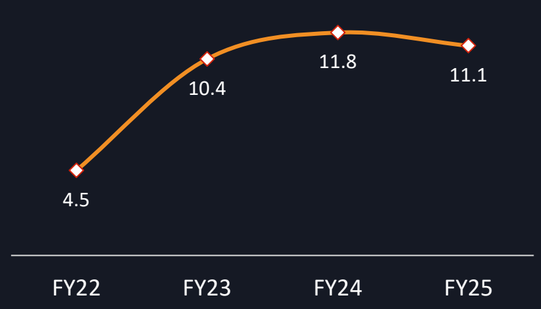

PAT Margin (%)

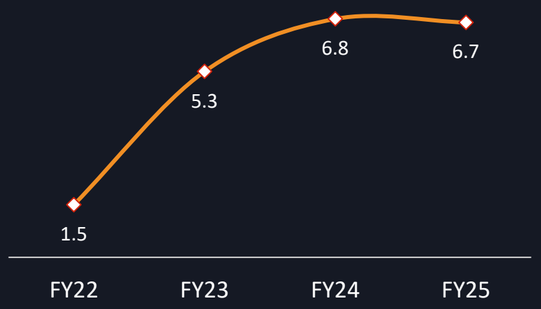

Net Worth (Rs. Mn)

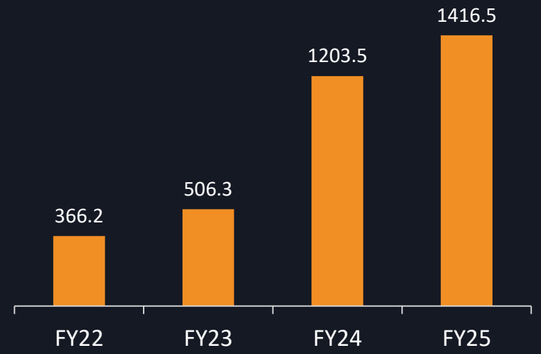

FY25 PERFORMANCE

Net Sales increased from **₹3,063 Mn to ₹3,205 Mn**

Bottom line maintained in spite of higher spending on HR and Marketing

Particulars (Rs. in Mn)	FY25	FY24	YoY(%)
Revenue From Operations	**3,205.1**	**3,062.5**	4.65
Material Cost	**2,332.7**	**2,246.2**	3.85
% of Revenue	*72.78%*	*73.35%*	*-56 bps*
HR Costs	**222.4**	**203.7**	9.18
% of Revenue	*6.94%*	*6.65%*	*29 bps*
Marketing	**44.1**	**35.2**	25.28
% of Revenue	*1.38%*	*1.15%*	*23 bps*
EBITDA	**357.17**	**360.40**	-0.90
PAT	**213.1**	**207.2**	2.85

ANNUAL BALANCE SHEET

Equity & Liabilities(Rs. in Mn)	FY23	FY24	FY25
Share Capital	92.33	188.41	188.41
Reserves & Surplus	413.94	1,015.04	1,228.10
Total Equity	**506.26**	**1,203.45**	**1,416.51**
Long Term Borrowings	137.22	60.17	32.49
Deferred Tax Liabilities	30.71	31.58	46.00
Long Term Provision	13.79	16.43	21.61
Non-Current Liabilities	**181.72**	**108.18**	**100.09**
Short Term Borrowings	290.98	301.39	293.72
Trade Payables	425.19	425.78	428.08
Other Current Liabilities	499.34	637.45	591.05
Short Term Provisions	16.30	25.29	35.96
Current Liabilities	**1,231.81**	**1,389.90**	**1,348.81**
Total Equity & Liabilities	**1,919.79**	**2,701.52**	**2,865.41**

Assets (Rs. in Mn)	FY23	FY24	FY25
Fixed Asset	573.38	631.32	760.01
Intangible Asset	6.81	9.39	7.18
Work-In-Progress	6.15	0.41	6.13
Other Non-Current Asset	94.31	122.75	144.20
Non - Current Assets	**680.65**	**763.88**	**917.51**
Investment	-	70.00	60.00
Inventories	710.93	816.97	970.18
Trade Receivables	232.20	319.76	353.89
Cash & Cash Equivalents	210.25	606.08	502.71
Short Term Loans and Advances	84.37	111.23	51.90
Other Current Assets	2.25	13.61	9.22
Current Assets	**1,240.00**	**1,937.64**	**1,947.90**
Total Assets	**1,919.79**	**2,701.52**	**2,865.41**

THANK YOU

Megatherm Tower Sector-V, Saltlake,
Kolkata, India, Postal Code – 700091

+91 033 4088 6200

info@megatherm.com

https://megatherm.com/

KAPTIFY® CONSULTING
Strategy & Investor Relations | Consulting

+91-845 288 6099

www.kaptify.in

contact@kaptify.in

