KUNDAN

CIN - L36100MH2010PLC206541

Date: 10th June, 2025

To,

National Stock Exchange of India Limited,
Exchange Plaza, Bandra Kurla Complex,
Mumbai — 400051.

Script Code- KEL

Subject: Investor Presentation for the Financial Year Ended 31st March, 2025.

Dear Sir/Madam,

Pursuant to Regulation 30 and other applicable provisions, if any, of SEBI (Listing Obligations and Disclosure Requirements) Regulations, 2015, please find attached herewith detailed Investor presentation for the financial year ended 31st March, 2025.

Kindly take the same on record.

Thanking You,

Yours faithfully,

For Kundan Edifice Limited

DIVYANSH MUKESH GUPTA
Digitally signed by DIVYANSH MUKESH GUPTA
Date: 2025.06.10 15:11:49 +05'30'

Divyansh Mukesh Gupta
DIN: 06846463
Managing Director

Encl: As above



KUNDAN
INNOVATING FOR QUALITY

KUNDAN EDIFICE LIMITED

INVESTOR PRESENTATION
MAY 2025

NSE - SME: KEL

SAFE HARBOUR

KUNDAN
INNOVATING FOR QUALITY

Certain Statements

In this document there may be forward-looking statements. Such forward-looking statements are subject to certain risks and uncertainties like government actions, local, political, or economic developments, technological risks, and many other factors that could cause our actual results to differ materially from those contemplated by the relevant forward-looking statements. Kundan Edifice Limited will not be in any way responsible for any action taken based on such statements and undertakes no Obligation to publicly update these forward-looking statements to reflect subsequent events or circumstances.



VISION & MISSION

KUNDAN
INNOVATING FOR QUALITY

1

Vision

To be a company with a global presence representing our core values of quality, serviceability, innovation, value engineering. We are dedicated to our customers, suppliers, employees and our country.

2

Mission

To Increase our production capacity & turnover with an active marketing and sales strategy in domestic and global market market by overspecializing in manufacturing of flexible LED strips and linear lights.

CHAIRMAN'S MESSAGE

Dear Shareholders,

As we continue to forge ahead in the dynamic world of LED linear lighting, we want to take a moment to reaffirm the core values and guiding principles that steer our organization towards Excellence.

At the heart of our mission is a profound commitment to customer satisfaction. We understand that our success is intertwined with the success of our clients, and we strive to deliver innovative, high-quality solutions that not only meet but exceed their expectations. Our dedication to understanding and responding to customer needs is what sets us apart.

Equally important is our focus on employee upliftment. We believe that our people are our greatest asset, and we are dedicated to fostering an environment where every team member can thrive. Through continuous learning opportunities, a supportive work culture, and recognizing individual and collective achievements, we aim to empower our employees to reach their full potential.

Our commitment to sustainability drives every aspect of our operations. In a world that increasingly values environmental responsibility, we are proud to lead by example, adopting cutting-edge technologies and practices that minimize our ecological footprint. By integrating sustainable practices into our manufacturing processes, we contribute not only to the advancement of LED lighting but also to the preservation of our planet for future generations.

Finally, our dedication to nation development is a guiding force in all our endeavours. We recognize that our growth and success are part of a larger narrative, and we are committed to contributing to the economic and social development of our nation.

Thank you for your unwavering dedication and hard work. Together, we will continue to drive progress, deliver excellence, and uphold the values that define us.



ABOUT US

KUNDAN
INNOVATING FOR QUALITY

KEL was incorporated in 2010 & is one of the renowned **manufacture and supplier** of a wide range of flexible LED Strip Lights.



KEL operates via state-of-the-art manufacturing facilities located in Maharashtra having a total manufacturing capacity of **600 Lakh meter per annum.**



As an Original Design Manufactures (ODM), KEL provides end-to-end product solutions **encompassing designing, developing, manufacturing, assembling, and selling.**



Facilities are Equipped with modern equipment and tools including **Surge Testing Machinery, Power Analyzer, Soldering & De-soldering stations, DC Power Source, and Digital Power meter.**



Suite of cutting edge & dependable products that Find application across a spectrum of high growing industries, including **real-estate, railways, automobiles, and decorative lighting, among others.**



KEL has backward integrated some of its manufacturing processes such as **SMT Lines, moulding machines, extrusion lines, and other related processes.**



ABOUT US

KUNDAN
INNOVATING FOR QUALITY

Serving over **50+ clients** for more than **10+ years** as a partner of choice.

ISO 9001:2015 certified facilities with employee strength of **448** attributed to our consistent investment in Human Resource.

Products developed with high level of reliability with Warranty period from - **1-5 years.** Offers Environmental efficient ROHS compliant product line.

Robust financial performance **Revenue CAGR 72.3%, EBITDA CAGR 115.5%, PAT CAGR 187.5%, from FY20 to FY25.**

OUR LEADERSHIP



Divyansh Gupta
Chairman & MD

Holds a bachelor's degree in commerce from the University of Mumbai & an MBA from SP Jain Institute of Management & Research.

He has over 7 years of experience in electronics System design & Manufacturing sector.

He looks over manufacturing process, finance, procurement, product development = & marketing processes.



Mallika Gupta
Whole Time Director

Holds a bachelor degree in art from the University of Arts London. She has also completed level 4 diploma in art & design —- foundation studies (QCF) from Cambridge School of Visual & Performing Arts.

She seeks administrative HR roles, proficient in tasks spanning recruitment, employee relations, & policy implementation. With a keen eye for detail and adept communication skills, she aims to contribute to organizational success through efficient HR management.



Mahesh Singh
Chief Financial Officer

He looks over finance & accounting roles, specializing in internal control functions. Armed with analytical prowess & a knack for financial management, he aims to optimize processes & ensure fiscal transparency. Ready to uphold standards and drive financial efficiency in any organization.

GROWTH JOURNEY

KUNDAN
INNOVATING FOR QUALITY

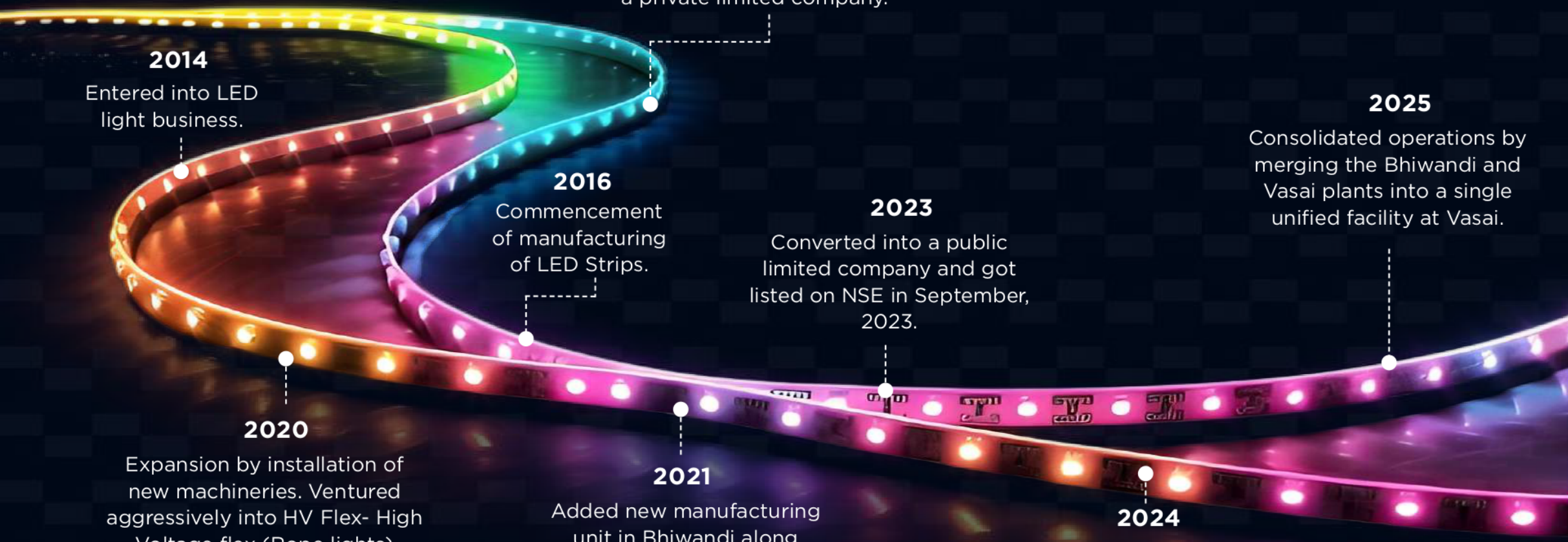

2010
Kundan Edifice Private Limited was incorporated as a private limited company.

2014
Entered into LED light business.

2016
Commencement of manufacturing of LED Strips.

2020
Expansion by installation of new machineries. Ventured aggressively into HV Flex- High Voltage flex (Rope lights)

2021
Added new manufacturing unit in Bhiwandi along with new machinery for HV lighting solutions.

2023
Converted into a public limited company and got listed on NSE in September, 2023.

2024
Achieved a record revenue exceeding INR 800 million for the first time.

2025
Consolidated operations by merging the Bhiwandi and Vasai plants into a single unified facility at Vasai.

OUR COMPREHENSIVE RANGE OF SOLUTIONS

KUNDAN
INNOVATING FOR QUALITY

The client doesn't have a particular product in mind.

Provides in-depth consulting on what prospective products can be launched, handhoids on creating a roadmap.

Develops the specifications, determines the quantity required, maps the same with schedule of delivery.



The client does have a particular product in mind.

Understands the specifications, quantity required, understands the schedule of delivery and dispatches as an ODM contract.

KEL CLIENTS

The two unique offerings enable us to position KEL as a one stop solution provider and fosters stronger and longer term relationship with Clients.

VALUE CHAIN

KUNDAN
INNOVATING FOR QUALITY

INPUTS

- IMPORTED RAW MATERIALS
- LED DIODES
- RESISTORS
- PRINTED CIRCUIT BOARDS
- LOCAL RAW MATERIALS

PROCESS FLOW CHART FOR VASAI UNIT

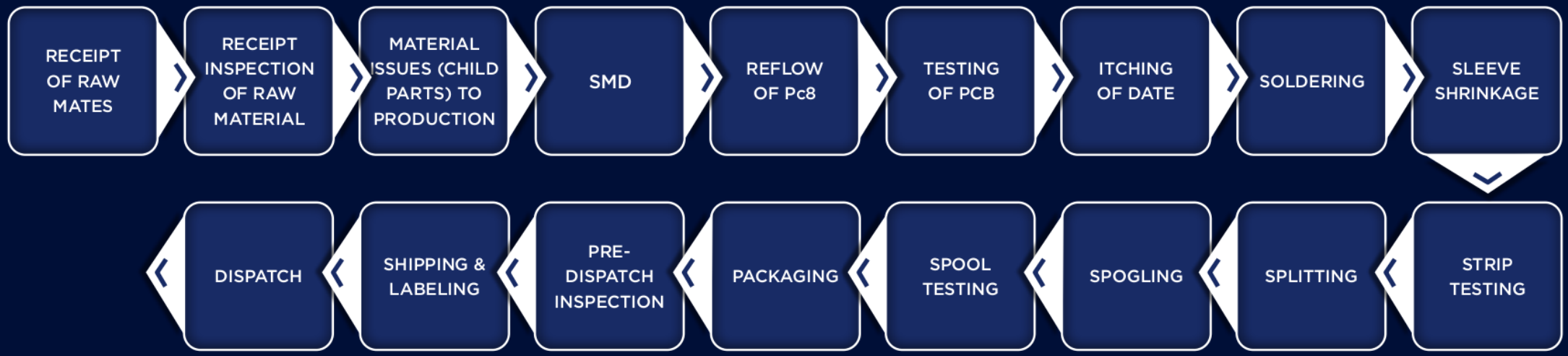

VALUE CHAIN

KUNDAN
INNOVATING FOR QUALITY

PROCESS FLOW CHART FOR BHIWANDI UNIT

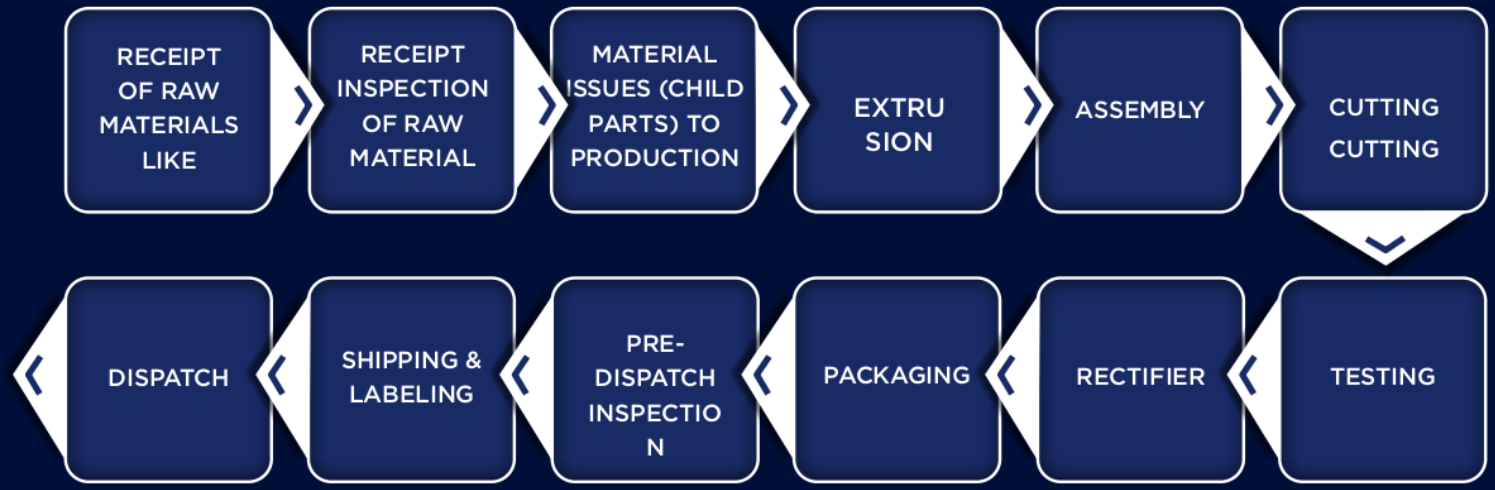

OUTPUTS

PRODUCTS	120LED HV FLEX	600LED LV FLEX	RGB LV FLEX (SMART LIGHTS) & MORE...	SERVING MARQUEE CLIENTS LIKE

Reliance RETAIL · wipro · Crompton · HAVELLS · Jaquar LIGHTING · *and many more...*

STRONG PIPELINE OF PRODUCTS

KUNDAN
INNOVATING FOR QUALITY

LV Product Range







01 **288 LED**

02 **RGB 120 LED**

03 **300L/320L SINGLE LINE**

04 **COB 320 CHIPS**

05 **COB 480 CHIPS**

06 **COB CCT/RGB/GB CHIPS PIXEL**

07 **360/420/480/540/600 DOUBLE LINE**

STRONG PIPELINE OF PRODUCTS

KUNDAN
INNOVATING FOR QUALITY

Applications & Segments

















STRONG PIPELINE OF PRODUCTS

KUNDAN
INNOVATING FOR QUALITY

HV Product Range







01 **2835 180 LED**

02 **COB 288 CHIPS**

03 **2835 240 LED**

04 **RGB +CCT 108 LED**

05 **120L DOB [E-COM]**

06 **240L DOB [E-COM]**

STRONG PIPELINE OF PRODUCTS

KUNDAN
INNOVATING FOR QUALITY

Applications & Segments









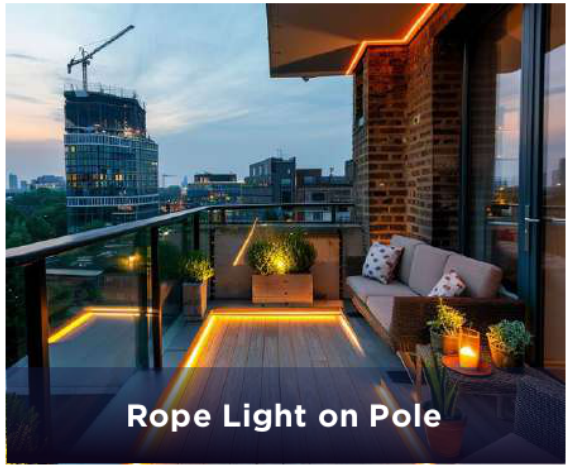





PRODUCT PORTFOLIO

KUNDAN
INNOVATING FOR QUALITY

240 LED-HV FLEX

GARDEN, TREE ILLUMINATION, FACADES & BUILDING EXTERIORS, OUTDOOR DECORATION

HIGH VOLTAGE 220V-2835



120 LED-HV FLEX

GARDEN, TREES, OUTDOOR DECORATION

HIGH VOLTAGE 220V-2835



60 LED-HV FLEX

GARDEN, TREES, OUTDOOR DECORATION

HIGH VOLTAGE 220V-2835



60 LED-LV FLEX

INDOOR USED - FURNITURE, KITCHEN CABINET, ETC.

LOW VOLTAGE 2835 12V



120 LED-LV FLEX

INDOOR USED - FURNITURE, KITCHEN CABINET, WARDROBES ETC.

LOW VOLTAGE 2835 12V



180 LED-LV FLEX

INDOOR USED - FURNITURE, KITCHEN CABINET, WARDROBES ETC.

LOW VOLTAGE 2835 12V



240 LED-LV FLEX

INDOOR USED - FURNITURE, KITCHEN CABINET, ETC.

LOW VOLTAGE 2835 12V



RGB LED-LB FLEX (SMART LIGHT)

INDOOR USED - FURNITURE, KITCHEN CABINET, ETC.

LOW VOLTAGE 2835 12V





PRODUCT PORTFOLIO

KUNDAN
INNOVATING FOR QUALITY

Yet to launch Product in FY2025-26



RGB + CCT



GENERAL LIGHTING



WALL GLAZERS



PIXEL + NEON

MANUFACTURING UNIT

KUNDAN
INNOVATING FOR QUALITY

Factory Address: No 08, Lotus Industrial Park, Sr. No. 371 Next to Vasai Phata, NH- 8, Opp. Prama Hikvision, Vasai (E), Maharashtra 401208



Previously, the Company operated two separate units—one in Bhiwandi and the other in Vashi. In November 2024, the Company consolidated its operations and relocated both units to a single, larger facility in Vashi to enhance operational efficiency and streamline production

TOTAL BUILT UP AREA & LAND AREA

Earlier Plants

Vasai Plant
40,000 Sq.ft

+

Earlier Plants

Bhiwandi Plant
22,500 sq ft

>

New Plant

New Vasai Plant
1,40,000 sq ft

2.5x

India's only specialized State of the art manufacturing facility spread across 1.40 Lakhs Sq Feet







KUNDAN
INNOVATING FOR QUALITY

CUTTING EDGE TECHNOLOGY AND AUTOMATED PRODUCTION PROCESS FOR FLEXIBLE LINER LIGHT













Inhouse Moulding Process



Automated Testing & Winding Machines



High Speed Extrusion Machine



Packaging Process

KUNDAN
INNOVATING FOR QUALITY

R&D AND QUALITY CHECK LAB







UPGRADE OVERVIEW & VALUE PROPOSITION

Sub-Shop	UOM	Installed (Now)	Installed (Earlier)
SMT	Mtrs	5,48,00,000	3,65,00,000
LV	Rolls	21,90,000	16,00,000
HV	Mtrs	7,30,000	6,00,000
Rectifier	Nos	32,85,000	44,00,000



- Optimized floor layout
- Adjacent sub-shops & stores
- Ergonomic workstations
- Machine grouping
- Material handling enhanced with 2 lifts, conveyors & special trolleys
- 2.25x larger area
- All operations under one roof
- Highway-adjacent location
- Modern, well-ventilated facility

STRONG PIPELINE OF PRODUCTS

KUNDAN
INNOVATING FOR QUALITY

Other Product Range

NEON FLEX

Silicon neon flex, PVC Neon flex

APPLICATION

Projects
Interior Design
Neon Ayodhya
Signage



SMART PRODUCTS

Future product pixel strip with Smart Controller available in 5V,12V,24V

APPLICATION

Curtain Lights
LED Screen



FLEXIBLE WALL WASHER

APPLICATION

Modern architecture with Curved walls, domes etc



SUBMERSIBLE STRIP - IP 68

APPLICATION

Swimming underwater Signage



ALUMINIUM PROFILE

APPLICATION

Facade, cabinet, wardrobe, False ceiling, Cove, Stairs, Inground



POWER SOURCE

APPLICATION

Used to power all LED Lights, also used for Wifi routers, telephones, Phones, laptops
Signage



The above products have domestic and global demand. These products will diversify our product portfolio and will aid in increasing margins. The product range will also enhance our edge to compete more efficiently with global manufacturers.

CLIENTELE

KUNDAN
INNOVATING FOR QUALITY

Panasonic

USHA

Reliance RETAIL

pressfit®

POLYCAB

Crompton

HAVELLS

wipro

Goldmedal SWITCHES & SYSTEMS

Jaquar LIGHTING

orient electric

and many more...

EXHIBITION PARTICIPATION

KUNDAN
INNOVATING FOR QUALITY











COMPETITIVE STRENGTH

KUNDAN
INNOVATING FOR QUALITY

Long-term Relationships With Leading Industry Customers

Our lasting customer connections enable us to strategically plan capital expenditures, leverage economies of scale through enhanced purchasing power, and diversify our product range, thereby leading to a healthy return on the capital we deploy.

Strong Focus On R&D

Our R&D team strives for automation solutions to boost manufacturing efficiency, cut production costs, and offer design and engineering solution to our customers.

Experienced Promoter/directors And Management Team With Extensive Domain Knowledge

Our Directors and management team brings extensive expertise of lighting industry, which has been instrumental in scaling our domestic market operations.

Well Established Manufacturing Facility Designed To Serve Multiple Products Range

With advanced machinery and a flexible infrastructure, our manufacturing facilities can adapt product mixes swiftly to meet evolving customer demands.

Strong And Consistent Financial Performance

Our focus on high-demand product segments, top – tier clientele and relentless focus on efficiency have driven consistent strong financial performance.

STRATEGIES

KUNDAN
INNOVATING FOR QUALITY

IMPROVE AND INCREASE OPERATIONAL EFFICIENCIES

Regular investments in automation, modern technology, and equipment to enhance our product quality, adapt to changing customer preferences, and boost operational efficiency.

EXPAND INTO NEW PRODUCT LINES

We aim to meet rising demand from current customers while expanding our customer base by enhancing our product portfolio.

OPTIMAL UTILIZATION OF RESOURCES

Our company consistently strives to enhance manufacturing processes, upgrade worker skills, and utilize cutting-edge technology in machinery to optimize resource utilization.

ENHANCE CUSTOMER BASE BY ENTERING NEW GEOGRAPHIES

Our company currently operates solely in the domestic market, and our strategy involves expanding into new regions to tap into larger markets. We anticipate lot of global demands and are fine tuning are offerings to expand exports.

CONTINUE TO FOCUS ON ODM /OEM MODEL

We aim to progressively increase our presence in the ODM/OEM manufacturing sector. Operating under this model entails overseeing the entire product manufacturing process, starting from design conception through to sourcing raw materials and components. Through our ODM operations, we acquire substantial expertise in both product design and manufacturing, which in turn fortifies our capabilities in the OEM realm.

GROWTH DRIVERS

KUNDAN
INNOVATING FOR QUALITY

GOVERNMENT INITIATIVES:

Indian government has implemented various schemes & policies to promote energy-efficient lighting, such as Unnat Jyoti by Affordable LEDs for All (UJALA), Energy Conservation Building Code (ECBC), etc.

URBANIZATION & INFRASTRUCTURE DEVELOPMENT:

As urbanization rates increase and infrastructure development projects expand, there is a growing demand for lighting solutions in urban areas, including street lighting, commercial complexes, and residential buildings.

COST SAVINGS:

While the initial cost of LED lighting may be higher than traditional lighting solutions, the long-term cost savings, primarily due to lower energy consumption and reduced maintenance expenses, make LED lighting a cost-effective option.

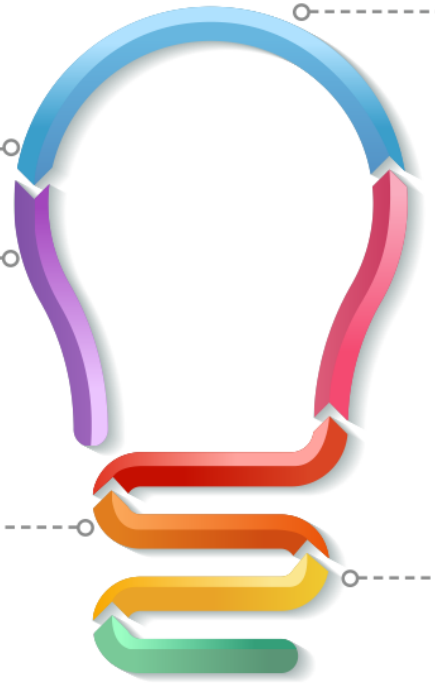

RISING CONSUMER AWARENESS:

Growing environmental consciousness is a significant driver for LED strip light adoption. Consumers and businesses alike are increasingly prioritizing sustainable choices, and LED strip lights directly address this demand. Their inherent energy efficiency translates to a lower carbon footprint and reduced reliance on energy grids. Moreover, the eco-friendly design, free from hazardous materials like mercury and composed of recyclable components, further enhances their appeal to environmentally aware customers, positioning them as a responsible and attractive lighting solution.

TECHNOLOGICAL ADVANCEMENTS:

Ongoing advancements in LED technology, including improvements in efficiency, color rendering, and affordability, have made LED lighting more accessible and attractive to consumers.

Over the last few years, LED strip lights have become a mainstream lighting product as opposed to being considered only a decorative light. The applications of these lights have increased considerably as compared to any other kind of light.

INDUSTRY

GLOBAL INDUSTRY

The global lighting industry is poised for consistent growth, with the market size projected to expand from USD 136.89 billion in 2024 to USD 252.65 billion by 2035, registering a CAGR of 5.72% over the forecast period. Within this, the global LED lighting segment is witnessing rapid advancement, valued at USD 81.48 billion in 2023 and expected to grow at a CAGR of 11.0% from 2023 to 2030.



The industry encompasses various lighting technologies, including LEDs, fluorescent lamps, CFLs, halogen, HID, and incandescent lights, with LED lighting accounting for the largest market share. LEDs continue to dominate due to their long lifespan, low energy consumption, and minimal maintenance requirements.

GLOBAL INDUSTRY

The Asia-Pacific region leads the global lighting market, driven by rapid urbanization, population growth, and government initiatives promoting energy efficiency and smart infrastructure. Countries such as China, India, and others in Southeast Asia are actively implementing sustainable lighting solutions, supported by programs like India's UJALA scheme, which has significantly increased LED adoption and affordability.



India's LED lighting market is estimated to reach USD 4.93 billion in 2025 and is projected to grow to USD 6.77 billion by 2030, at a CAGR of 6.55%. The market is benefiting from India's broader economic initiatives, particularly the drive to become a global manufacturing hub, targeting USD 1 trillion in exports by 2030. These developments are boosting demand for energy-efficient lighting in industrial and commercial environments.

INDIAN INDUSTRY

The National Manufacturing Policy, which aims to increase the manufacturing sector's contribution to 25% of GDP by 2025, is also propelling industrial lighting demand. Alongside, smart lighting solutions are gaining prominence across commercial, retail, hospitality, and residential spaces, with linear LED lighting emerging as a preferred choice..

MANAGEMENT COMMENTARY

Commenting on the performance of H2FY25 & FY25, Mr. Divyansh Gupta, Managing Director of Kundan Edifice Ltd., Stated:
We are pleased with the strong performance in H2FY25, with significant growth across key financial metrics. This is a testament to the resilience of our business model, the strength of our product offerings, and the continued trust our clients place in us. Looking ahead, we remain committed to innovation, operational excellence, and delivering sustainable value to our stakeholders.

Performance Highlights: H2FY25 & FY25H2FY25 Highlights Kundan Edifice Limited achieved significant growth in the second half of FY25, reflecting a strong business performance driven by strategic execution and cost management.

Revenue surged by **17.5%** year-on-year (YoY), reaching **INR 503.1 Mn** in H2FY25, compared to INR 428.3 Mn in H2FY24. This growth was primarily driven by increased demand for our products and efficient market strategies.

Our EBITDA saw a remarkable increase of **149.5%**, rising to **INR 79.4 Mn** from INR 31.8 Mn in the same period last year. This was supported by a decrease in raw material prices, resulting in a significant improvement in profitability. The EBITDA margin stood at **15.8%** in H2FY25, up from 7.4% in H2FY24, showing an increase of **836 bps.**

PAT stood at **INR 42.6 Mn** in H2FY25, compared to a loss of INR 3.1 Mn in H2FY24. The PAT margin stood at **8.4%,** as compared to loss in same period previous year.

FY25 Highlights For the full financial year, Kundan Edifice Limited demonstrated robust growth and strengthened profitability.

Revenue: For FY25, total revenue grew by **16.6%**, reaching **INR 982.0 Mn**, compared to INR 842.3 Mn in FY24. This sustained growth reflects KEL's successful business strategies and market expansion.

EBITDA for FY25 rose by **71.9%,** amounting to **INR 153.2 Mn**, up from INR 89.1 Mn in FY24. This increase underscores our operational efficiencies and improved cost structure. EBITDA margin improved to **15.6%** in FY25, up from 10.6% in the previous year, reflecting a **502 bps** increase.

PAT for FY25 surged by **161.8%**, reaching **INR 78.6 Mn**, up from INR 30.0 Mn in FY24. The PAT margin increased to **8%**, compared to 3.6% in FY24, reflecting an improvement of **442 bps.**

Kundan Edifice Limited's success stems from our commitment to manufacturing excellence, customer satisfaction, and sustainable growth. Focused on innovation and quality, we build long-term industry relationships and maintain a strong R&D framework. As a trusted ODM and OEM, we are poised to expand our leadership in India's LED manufacturing sector while upholding high standards of reliability.

KEY FINANCIAL METRICS

KUNDAN
INNOVATING FOR QUALITY

(INR in Mn)

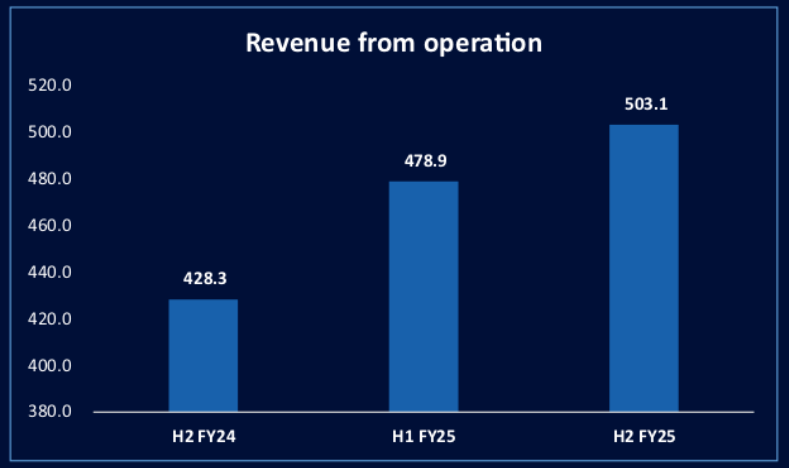

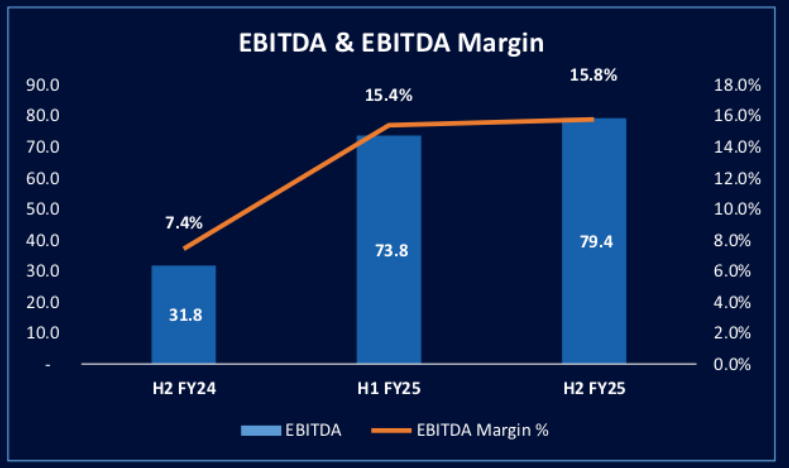

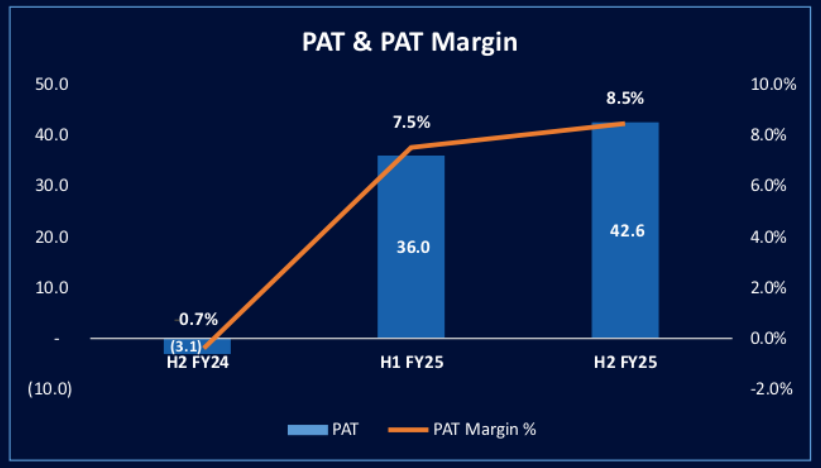

***Note:** EBITDA Excluding OI

KEY FINANCIAL METRICS

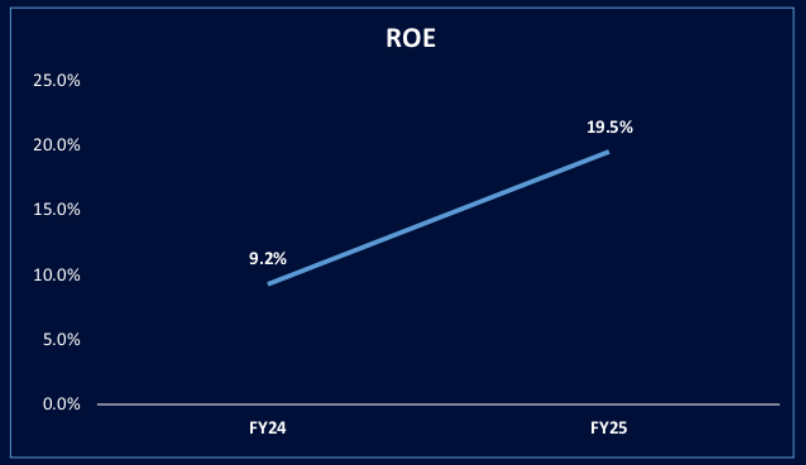

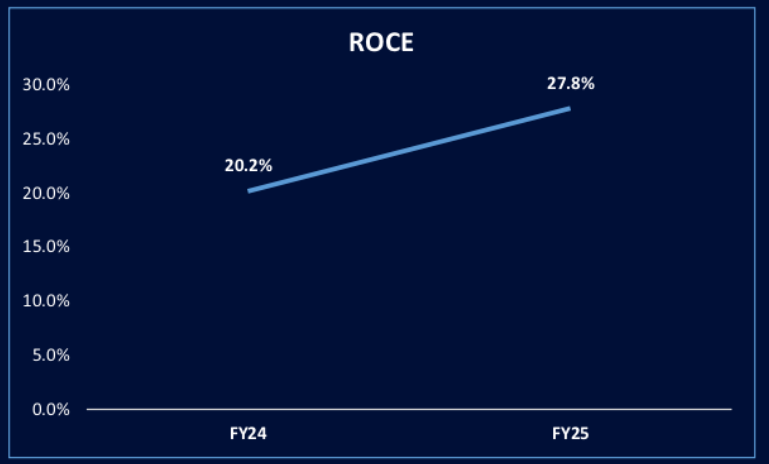

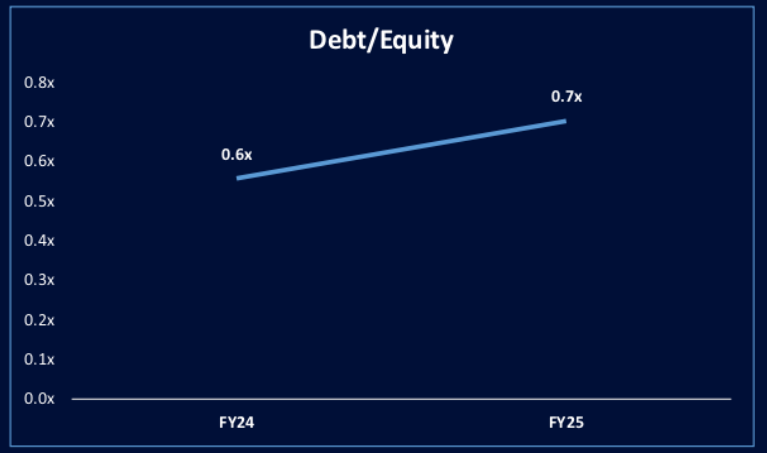

CONSOLIDATED INCOME STATEMENT

KUNDAN
INNOVATING FOR QUALITY

(INR in Mn)

Particulars	H2 FY25	H2 FY24	YoY (%)	FY25	FY24	YoY (%)
Revenue From Operations	503.1	428.3	17.5%	982.0	842.3	16.6%
Other Income	2.6	2.0		4.6	2.4	
Total Income	**505.7**	**430.3**		**986.5**	**844.7**	
Total Expenses excluding Depreciation, Amortization & Finance Cost	423.7	396.5		828.8	753.2	
***EBITDA**	**79.4**	**31.8**	149.5%	**153.2**	**89.1**	**71.9%**
EBITDA Margin %	**15.8%**	**7.4%**		**15.6%**	**10.6%**	
Depreciation & Amortization	12.1	7.9		22.1	12.9	
EBIT	**69.9**	**25.9**	169.8%	**135.7**	**78.6**	72.6%
Finance Cost	18.1	25.2		30.4	35.0	
PBT	**51.8**	**0.7**	7,456.7%	**105.3**	**43.6**	141.7%
Tax Expense	9.3	3.7		26.7	13.5	
PAT	**42.6**	**3.1**		**78.6**	**30.0**	161.8%
PAT Margin %	**8.4%**	**0.7%**		**8.0%**	**3.6%**	
Diluted EPS	4.2	0.3		7.7	3.4	

***Note:** EBITDA Excluding OI

CONSOLIDATED BALANCE SHEET

KUNDAN
INNOVATING FOR QUALITY

(INR in Mn)

Particulars	*As at March 25	As at March 24
Assets		
PPE	218.9	126.1
Intangible assets	0.6	0.8
Intangible Assets Under development	12.4	11.7
Long term loans & advances	13.2	6.1
Non Current Investment	0.0	0.0
Capital work in progress	14.8	8.9
Total Non - Current Assets	**260.0**	**153.7**
Current Assets		
Inventories	299.9	229.2
Trade Receivables	88.7	82.7
Cash and Cash Equivalents	44.9	41.7
Short term loan & advances	103.8	64.7
Other current assets	13.6	8.6
Total Current Assets	**551.0**	**426.9**
Total Assets	**811.0**	**580.5**

Particulars	*As at March 25	As at March 24
Equity & Liabilities		
Equity Share Capital	102.7	102.7
Other Equity	300.8	222.1
Total Equity	**403.5**	**324.9**
Non-Current Liabilities		
Borrowings	76.0	59.9
Provisions	3.1	0.8
Deferred Tax Liability Net	4.9	4.5
Total Non-Current Liabilities	**84.0**	**65.2**
Current Liabilities		
Borrowings	207.0	120.9
Trade Payables	86.3	50.2
Other Current Liabilities	9.4	8.3
Provisions	20.8	11.1
Total Current Liabilities	**323.5**	**190.5**
Total Equity & Liabilities	**811.0**	**580.5**

CONSOLIDATED CASH FLOW

KUNDAN
INNOVATING FOR QUALITY

(INR in Mn)

Particulars (INR in Mn)	As at March 25	As at March 24
Cash Flow From Operating Activities	51.75	(101.13)
Cash Flow From Investing Activities	(146.21)	(93.99)
Cash Flow From Financing Activities	71.85	228.45
Cash and Cash equilvent at the end of the period	**11.97**	**34.59**

CERTIFICATIONS & QUALITY CONTROL

KUNDAN
INNOVATING FOR QUALITY

ISO Certificate



TÜVINDIA

Certificate

Management system as per
ISO 9001:2015

The Certification Body TUV INDIA PVT. LTD. hereby confirms as a result of the audit, assessment and certification decision according to ISO/IEC 17021-1:2015, that the organization

KUNDAN EDIFICE LIMITED
A - 201, 2nd Floor, Prime, Above Model Co-Op Bank,
Sativali, Vasai East, Palghar – 401208,
Maharashtra,
India

with the locations according to the annex

operates a management system in accordance with the requirements of ISO 9001 : 2015 and will be assessed for conformity within the 3-year term of validity of the certificate.

Scope

Manufacture of Driver Rectifier, Flexible Linear Lights, Strip Lights & Rope Lights for Lightning.

Certificate Registration No. QM 01 00956
Audit Report No. Q 10644/2021
Valid from 20.03.2024
Valid until 19.03.2027
Initial certification 20.03.2021

Mumbai, 16.03.2024
Certification Body at TUV INDIA PVT. LTD.

Verify on database to verify the validity of the certificate.

TUV INDIA PVT. LTD.
601, Raheja Plaza 1, L.B.S Marg,
Ghatkopar (W) Mumbai - 400 086,
India
www.tuv-nord.com/in

TÜVNORDGROUP

Annex Certificate



TÜVINDIA

Annex

to Certificate Registration No. QM 01 00956
ISO 9001 : 2015

KUNDAN EDIFICE LIMITED
A - 201, 2nd Floor, Prime, Above Model Co-Op Bank,
Sativali, Vasai East, Palghar – 401 208,
Maharashtra,
India

Certificate Registration No.	Location	Scope
QM 01 00956-01	KUNDAN EDIFICE LIMITED Survey No. 441/7/5, Hissa No. 1, Block - B, Ganesh Industrial Estate, Behind Burma Shell Petrol Pump, NH-8, Village Waliv, Vasai East, Palghar – 401 208, Maharashtra, India	Manufacture of Driver Rectifier, Flexible Linear Lights, Strip Lights for Lightning.
QM 01 00956-02	KUNDAN EDIFICE LIMITED F - 7/8/9 Ground Floor, 107/108/109 1st Floor, 207/208/209 2nd Floor, Mes Padmavati Prerna Complex, Valpada, Anjur Phata Road, Bhiwandi – 421302, Maharashtra, India	Manufacture of Rope Lights for Lightning.

End of the List

Mumbai, 16.03.2024
Certification Body at TUV INDIA PVT. LTD.

TUV INDIA PVT. LTD.
601, Raheja Plaza 1, L.B.S Marg,
Ghatkopar (W) Mumbai - 400 086,
India
www.tuv-nord.com/in

TÜVNORDGROUP

ROHS Compliant



TÜV INDIA PRIVATE LIMITED
TUV India House,
Survey No. 42, 3/1 & 3/2,
Sus. Tal. Mulshi,
Dist. Pune - 411 021
CIN U74140MH1999PTC052930
Tel. : 020 6700 9000 / 01
Toll Free : 1800-209-0902
Email : pune@tuv-nord.com
Website : www.tuv-nord.com/in

Test Report

Report No : TUV(I)/4284/23-24/0062302857
ULR- 10539823000011771F
Date : 06 Jul 2023

Name and address of customer : Kundan Edifice Pvt Ltd
Block B,Ganesh Industrial Est,
Behind Burma Shell Petrol Pump,
Off NH-8 Highway,Vasai(E), Palghar
Mumbai, Maharashtra

Reg No. : 4284/23-24
QA No. : 0062302857
Name of the sample : LV FLEX-IP65
Batch No./Code No. : 5V/12V/24V 60 LED 2835, 5V/12V/24V 72 LED 2835
5V/12V/24V 75 LED 2835, 5V/12V/24V 96 LED 2835
5V/12V/24V 100 LED 2835, 5V/12V/24V 108 LED 2835
5V/12V/24V 120 LED 2835, 5V/12V/24V 144 LED 2835
5V/12V/24V 168 LED 2835, 5V/12V/24V 180 LED 2835
5V/12V/24V 192 LED 2835, 5V/12V/24V 204 LED 2835
5V/12V/24V 240 LED 2835, 5V/12V/24V 300 LED 2835
5V/12V/24V 60 LED 5050, 5V/12V/24V 72 LED 5050
5V/12V/24V 75 LED 5050, 5V/12V/24V 96 LED 5050
5V/12V/24V 100 LED 5050, 5V/12V/24V 108 LED 5050
5V/12V/24V 120 LED 5050, 5V/12V/24V 144 LED 5050
5V/12V/24V 168 LED 5050, 5V/12V/24V 180 LED 5050
5V/12V/24V 108 LED 2835+5050
5V/12V/24V 120 LED 2835+5050
5V/12V/24V 144 LED 2835+5050
5V/12V/24V 168 LED 2835+5050
5V/12V/24V 180 LED 2835+5050
5V/12V/24V 192 LED 2835+5050
5V/12V/24V 204 LED 2835+5050

Discipline : Chemical
Product Category : Miscellaneous
Date of sample receipt : 08 Jun 2023
Date(s) of analysis : 14 Jun 2023 - 07 Jul 2023
Sample drawn by : Customer

Test Requested	Conclusion
RoHS 6E	Based on the performed tests on submitted sample(s), the results of Cadmium, Lead, Mercury, Hexavalent chromium, Polybrominated biphenyls (PBBs), Polybrominated diphenyl ethers (PBDEs) Comply with the limits as set by RoHS Directive (EU) 2015/863 amending Annex II to Directive 2011/65/EU

Authorized by
Aparva Bhagat
In Charge - Materials

Registered & Head Office : 601, Raheja Plaza - 1, L.B.S. Marg, Ghatkopar (W), Mumbai 400 086.
Phone : (022) 6647 7000 • Fax : (22) 6647 7009 • E-mail : infoindia@tuv-nord.com • Website : www.tuv-nord.com/in
TÜV NORD GROUP

CAPITAL MARKET INFORMATION

KUNDAN
INNOVATING FOR QUALITY

MARKET INDICATOR	
CMP(27-05-2025)	RS.142
NSE SCRIP CODE	INEQOWX01025
NSE SYMBOL	KEL
52 WEEK H/L	RS. 186.95/ 91
MARKET CAPITALIZATION (26-05-2025) (RS. IN CR)	133.28
ISSUED SHARES	10,272,551

SHAREHOLDING PATTERN AS AT MARCH 2025	
PARTICULARS	**% SHAREHOLDING**
PROMOTER AND PROMOTER GROUP	72.3%
INSTITUTIONS	0.0%
PUBLIC	27.7%
TOTAL	100.0%



Thank You!

KUNDAN
INNOVATING FOR QUALITY

Kundan Edifice Limited

Contact: +91 70309 19707

Email: info@kundanedifice.com

Investor Relations Advisor

Captive IR Strategic Advisors Pvt. Ltd.

Krunal Shah | Vinayak Shirodkar

Email: krunal@cap-ir.com | vinayak@cap-ir.com

Contact: +91 93724 67194 | +91 88282 97287