KAY CEE ENERGY & INFRA LIMITED

(Formerly KAY CEE ENERGY & INFRA PRIVATE LIMITED)

REGD. OFFICE: G-249, INDRAPRASTHA INDUSTRIAL AREA, ROAD NO. 5, OPPOSITE PASHAN BHAWAN, TALWANDI KOTA, KOTA-324005 RAJASTHAN.**CIN:** U74900RJ2015PLC046976

Email: kaycee.energy.infra@gmail.com (M): +91- 6377208324/8829970700

Email: info@kayceeenergy.in Website: https://kayceeenergy.com/

To,
The Manager,
Listing & Compliance Department,
National Stock Exchange of India Limited
Exchange Plaza, 5th Floor, Plot No. C/1,
G Block, Bandra Kurla Complex, Bandra,
Mumbai – 400051.

Date: 12th May 2025

Dear Sir/Madam,

Sub: Intimation under Regulation 30 of the Securities and Exchange Board of India (Listing Obligations and Disclosure Requirements) Regulations, 2015 ("SEBI Listing Regulations") – Investor Presentation.

REF: SCRIP CODE: KCEIL (KAY CEE ENERGY & INFRA LIMITED)

Pursuant to the provisions of Regulation 30 of the SEBI Listing Regulation, we are enclosing herewith a copy of the Investor Presentation on Audited Standalone and Consolidated Financial Results of the KAY CEE ENERGY & INFRA LIMITED for the half year and year ended March 31, 2025.

This Presentation is also being uploaded on the Company's website at https://kayceeenergy.com/

Kindly take the same on your record.

Thanking you,
For, KAY CEE ENERGY & INFRA LIMITED

Date:
2025.05.12
15:55:44 +05'30'

_____
LOKENDRA JAIN
MANAGING DIRECTOR
DIN: 07071212

Date: 12th May, 2025
Place: Kota

KAY CEE ENERGY & INFRA LIMITED

INVESTOR PRESENTATION

H2 FY25 & FY25



DISCLAIMER

This presentation or any other documentation or information (or any part thereof) delivered or supplied should not be deemed to constitute prospectus or placement memorandum or an offer to acquire any securities. No representation or warranty, express or implied is made as to, and no reliance should be placed on, the fairness, accuracy, completeness or correctness of such information or opinions contained herein. The information contained in this presentation is only current as of its date. This presentation contains statements that contain “forward looking statements” including, but without limitation, statements relating to the implementation of strategic initiatives, and other statements relating Kay Cee Energy & Infra Limited future business developments and economic performance. While these forward looking statements indicate our assessment and future expectations concerning the development of our business, a number of risks, uncertainties and other unknown factors could cause actual developments and results to differ materially from our expectations. These factors include, but are not limited to, general market, macro economic, governmental and regulatory trends, movements in currency exchange and interest rates, competitive pressures, technological developments, changes in the financial conditions of third parties dealing with us, legislative developments, and other key factors that could affect our business and financial performance. We undertakes no obligation to publicly revise any forward looking statements to reflect future likely events or circumstances. This presentation cannot be copied and disseminated in any manner. No person is authorized to give any information or to make any representation not contained in and not consistent with this presentation and, if given or made, such information or representation must not be relied upon as having been authorized by or on behalf of the company. The Company or its Book Running Lead Manager will not be in any way responsible for any action taken based on such statements and undertakes no obligation to publicly update these forward-looking statements to reflect subsequent events or circumstances.

CONTENT

01 Performance Highlights

02 About Us

03 Our Services

04 Clientele

05 Management

06 Growth Drivers

07 Industry

08 Financials

H2 FY25 YOY PERFORMANCE HIGHLIGHTS

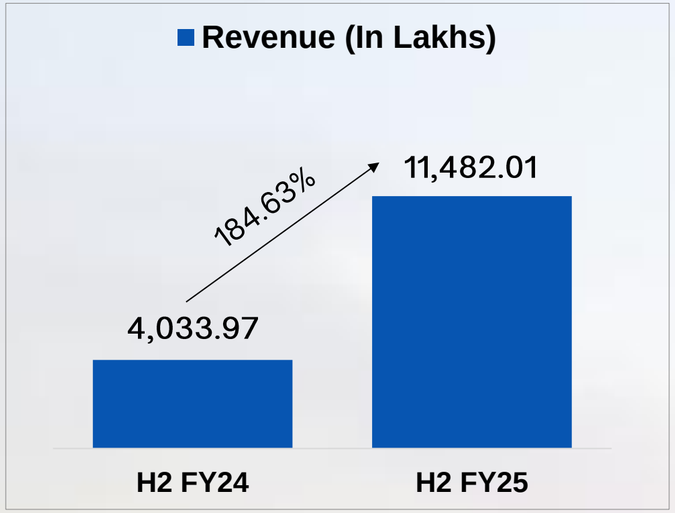

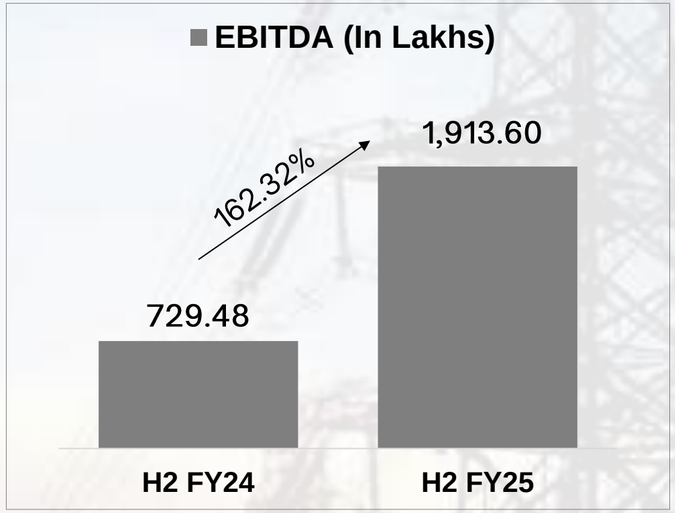

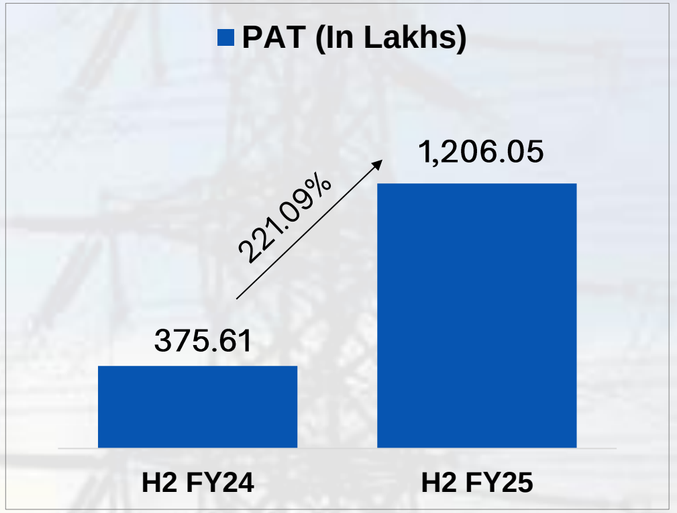

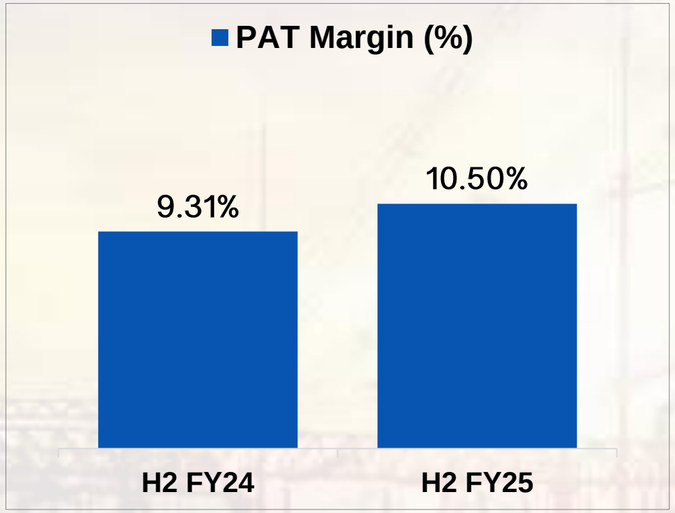

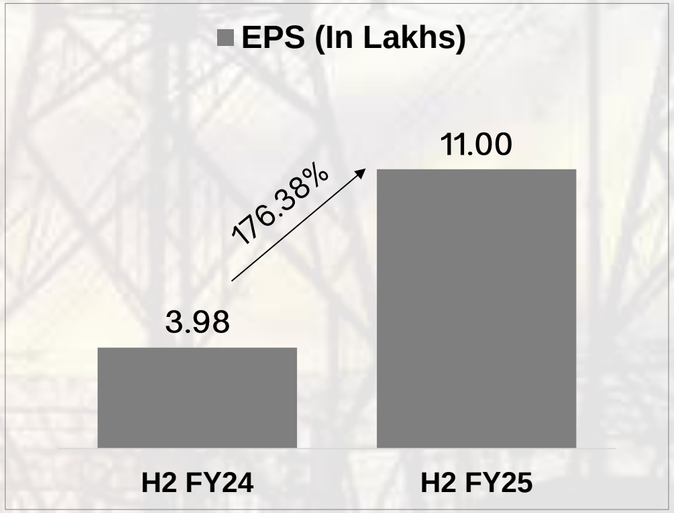

Note: The comparison is based on standalone financial results, as consolidated figures were not applicable for the comparative period, and the joint venture formed during FY25 had not commenced operations

FY25 YOY PERFORMANCE HIGHLIGHTS

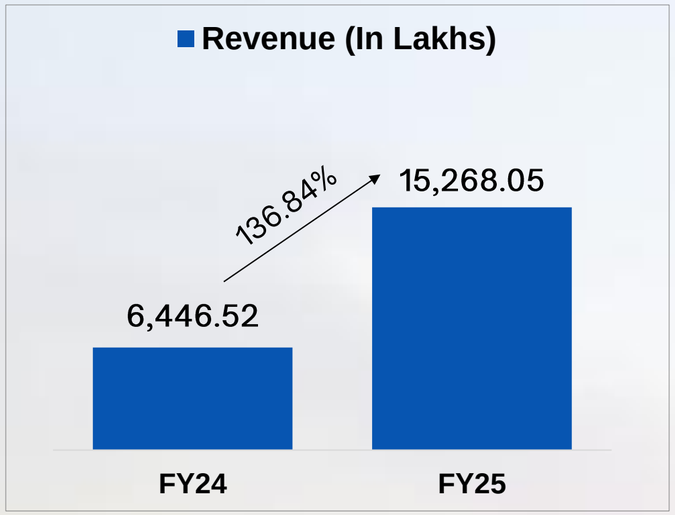

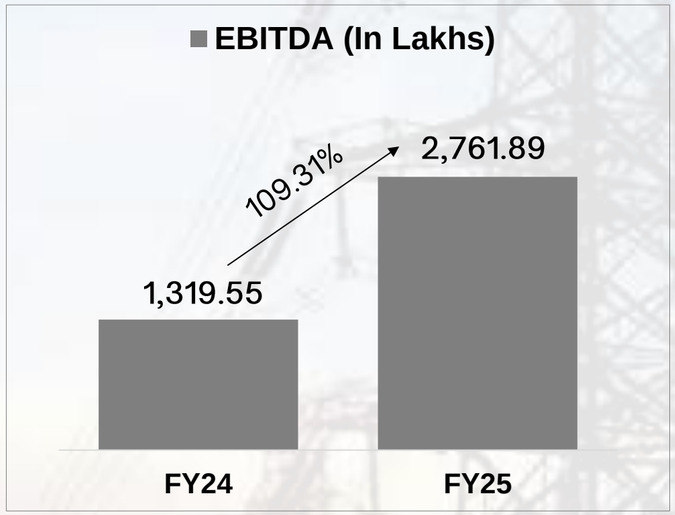

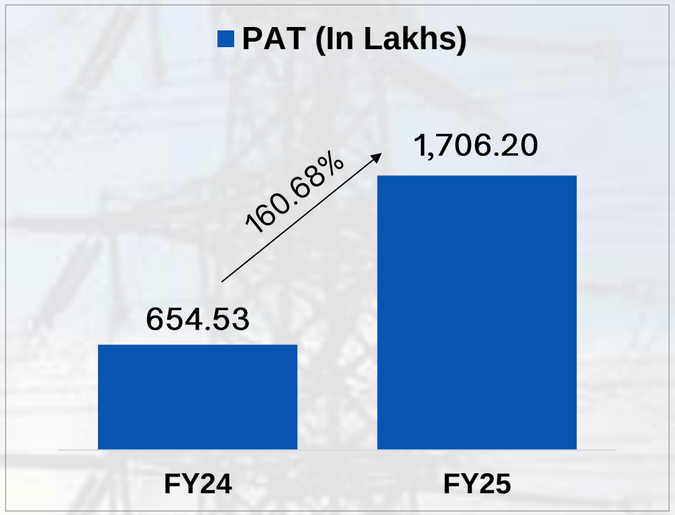

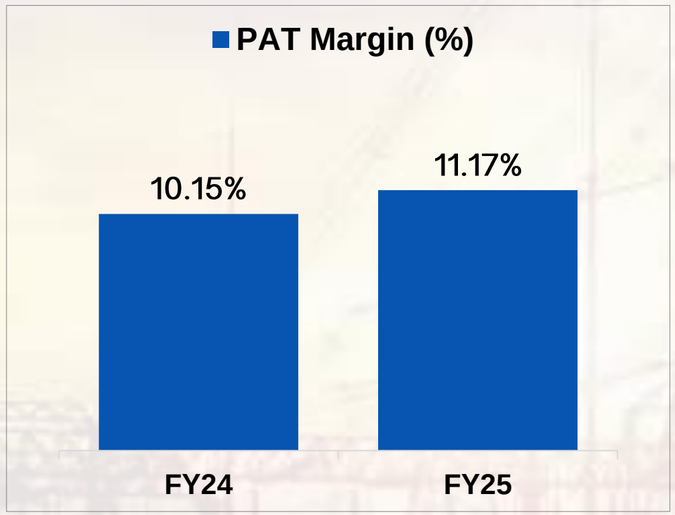

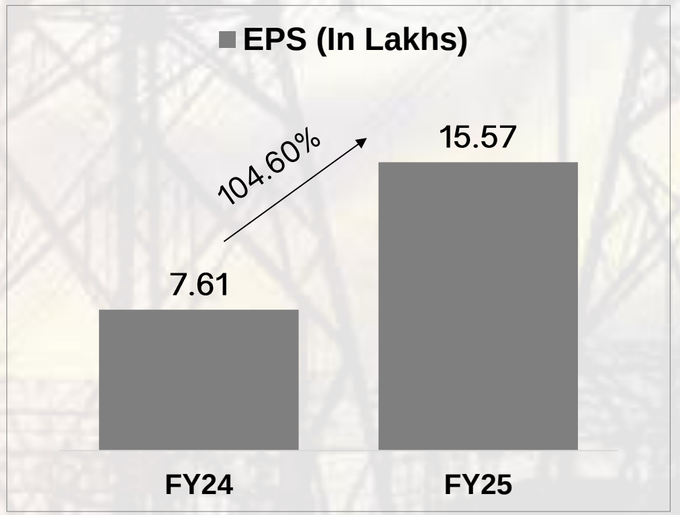

Note: The comparison is based on standalone financial results, as consolidated figures were not applicable for the comparative period, and the joint venture formed during FY25 had not commenced operations

ABOUT US

SERVING POWER SECTOR

We are an ISO 9001:2015 certified organization **specializing in EPC projects** dedicated to power sector. We have more than 27 years of experience in EPC projects highlighting our credibility and expertise in this specialized area of power transmission infrastructure.

COMPREHENSIVE EPC SERVICES

As an Engineering, Procurement, and Construction (EPC) company, we provide **end-to- end solutions for power transmission and distribution systems,** including overhead and underground lines, substation construction, and automation. We cater to both government authorities and private clients.

PROVEN TRACK RECORD

Our successful execution of EPC projects includes **collaborations with prestigious entities such as Rajasthan Rajya Vidyut Prasaran Nigam Limited (RRVPNL).** Our services include equipment handling, erection, testing, commissioning, and infrastructure upgrades like automation, augmentation, and modifications.

OPERATION AND MAINTENANCE EXPERTISE

We offer operation and **maintenance services for substations** up to 400 kV and Extra High Voltage (EHV) lines up to 765 kV. Our capabilities include deploying **Emergency Restoration Systems (ERS) for breakdown maintenance** and ensuring reliable system performance.

CUSTOMIZED SOLUTIONS

We undertake **turnkey, partial turnkey, and labor contract assignments, delivering integrated solutions** for supply, civil works, erection, testing, and commissioning of electrical systems for both public and private sectors.

OUR SOLUTIONS



Power Transmission Lines



Underground Electric Transmission Lines



Monopoles



Overhead Transmission Lines



EHV Substations



Emergency Restoration System



POWER TRANSMISSION LINES

COMPREHENSIVE VOLTAGE RANGE

Our company excels in constructing and installing Extra High Voltage (EHV) transmission lines, ranging from 132kV to 765kV, meeting the diverse needs of regional and long-distance power transmission.

END-TO-END SOLUTIONS

We provide complete services, including design, procurement, construction, testing, and commissioning, ensuring reliable and efficient power networks with a focus on safety and regulatory compliance.

PROVEN TRACK RECORD

With extensive experience, advanced technology, and a skilled workforce, we deliver high-quality projects on time, supporting critical energy infrastructure development across various industries.



UNDERGROUND ELECTRIC TRANSMISSION LINES

OVERVIEW

Undergrounding is an alternative to overhead power transmission, offering low visibility and resilience to adverse weather conditions such as winds, freezing, lightning, and cyclones.

KEY ADVANTAGES

- Reduced weather-related damage.
- No risk of fire.
- Lower electromagnetic field (EMF) emissions in nearby areas.
- Requires a smaller installation footprint (1 to 10 meters).
- Reduced risk of theft & Unauthorized connections.

COST-EFFECTIVE SOLUTION

Underground cables are highly protected and more economical in the long run due to their durability and lower maintenance needs.






MONOPOLES

SPEEDY SOLUTION

Monopoles offer a smaller footprint and faster erection compared to traditional lattice towers, making them an ideal choice for power transmission in densely populated urban areas where Right of Way (ROW) is a critical concern.

CUSTOMIZING

Custom-designed monopoles meet specific needs like span, angle, and cross-arm height. Ideal for height raising over railways and highways, they ensure higher clearances. Single-sided and multi-circuit monopoles optimize ROW usage in urban areas.

TURNKEY PROJECTS

We specialize in turnkey transmission line projects using monopoles and have successfully collaborated with leading public sector undertakings (PSUs) to deliver innovative and efficient solutions for power transmission.







OVERHEAD TRANSMISSION LINES

An overhead transmission lines are generally used mode of power transmission using **lattice tower structures.** The critical components of Overhead Lines are **Lattice towers, insulators, conductor, hardware fitting and accessories, Earthing Material and tower accessories** etc. The survey, profiling and tower spotting are the main critical activities before erection of towers and laying of Lines. The overhead transmission line construction mainly involves the Civil Foundation of Structure in various type of soil, Erection of Lattice towers, Erection of Lines accessories on towers and stringing of conductor along with testing and commissioning.



EHV SUBSTATIONS

EPC PROJECT EXECUTION

Our Company is engaged into execution of EPC (supply, erection testing and commissioning) of switchyards. We undertake the Equipment and Transformer erection, testing and commissioning in Switchyard, RTU, C&R and SCADA/Automation Panels erection, testing and commissioning. The other substation/ switchyard works of Lighting system, Cable Laying, Earthing etc. is also carried out by our company.

01

O&M SUBSTATION SERVICES

Our company provides comprehensive Operation and Maintenance (O&M) services for substations up to 132 kV, including operation, maintenance, and testing by our skilled workforce. We also offer testing and periodic maintenance for substations up to 400 kV, covering equipment servicing, cleaning, and condition monitoring. Additionally, we handle periodic and breakdown maintenance of EHV lines up to 765 kV, including patrolling, deficiency rectification, and both normal and emergency restoration using Emergency Restoration Systems (ERS).

02





EMERGENCY RESTORATION SYSTEM

RESTORATION

Emergency Restoration System (ERS) structures are a temporary solution designed to bypass the existing transmission towers of any voltage in any terrain. They will be used until the main line is reconstructed or restored. The entire structure can then be disassembled and reused.

OUR SOLUTIONS

The unique feature of ERS structure is that they are made of high strength steel instead of High Strength Aluminium. Our company has successfully used the technology to restore the EHV Lines up to 400 kV Level using this technology without human need at towers saving life risk.



OUR CLIENTELE

RRVPNL

पावरग्रिड

LARSEN & TOUBRO

WONDER CEMENT

GE T&D India Limited

IRB INFRASTRUCTURE DEVELOPERS LTD

Gawar Construction

INDIAN RAILWAYS

UltraTech CEMENT The Engineer's Choice

DMIA

H.G. INFRA ENGG. LTD.

ALSTOM mobility by nature





KAY CEE

MANAGEMENT



MR.LOKENDRA JAIN
MANAGING DIRECTOR

Lokendra Jain is the Chairman and Managing Director and one of the promoters of our company. He holds a degree of Diploma in Electrical Engineering and possess more than 27 years of specialized experience in Engineering, Procurement and Construction (EPC) Contracts, Extra High-Voltage (EHV) Lines in the area of power transmission and energy sector. Various Turnkey projects during the last two decades had been single handedly managed by him. Further, he is responsible for overall functioning of the company, including the company's business strategies, planning and execution of tenders, financial management, liasoning with various government authorities. Under his leadership, the company has received 'Excellent Construction Work' award from Rajasthan Rajva Vidyut Prasaran Nigam Ltd. (RRVPNL).

GROWTH DRIVERS



CAPACITY EXPANSION: BACKWARD INTEGRATION

TIMELINES

DIVERSIFIED SERVICE PORTFOLIO TO RAILWAYS

1

We now offer specialized services including substation automation, long-distance underground and monopole power transmission, and installing overhead lines or underground cables across railway tracks for efficient energy transmission and distribution.

PROPOSED MANUFACTURING UNIT

2

We plan to establish a facility at B-16, Road No. 2, IPIA, Kota-5, Rajasthan, to manufacture hardware, connectors (up to 765 kV), bird diverters, substation structures, and electrical panels.

3

The manufacturing unit is expected to commence commercial production in Fiscal 2026, positioning us as a fully integrated entity capable of producing materials for our EPC projects.

OPERATIONAL EFFICIENCY

4

The in-house production will reduce time and costs associated with material procurement. Additionally, the sale of manufactured items to third-party contractors and public sector units will create new revenue opportunities.

STRATEGIC MARKET POSITIONING

5

This initiative strengthens our ability to address the growing demand for our proposed products, increase geographic presence, and enhance revenue and profit margins by filling market supply gaps.



CAPACITY EXPANSION: BACKWARD INTEGRATION













Plant – I under development; location: G-249, Kota-5 Purchased 2018 | 85% work complete | Office premises fully completed and operational | Ancillary manufacturing part will be operational by Fiscal 2025-26.

Plant – II under development; location: B-16, IPIA, Kota-5 Purchased 2021 | No constructions | Ready by January 2026 Will be used as a plant for full-fledge manufacturing

STRONG IN-HOUSE CAPABILITIES



PROVEN EPC CAPABILITIES

We have established a strong track record in executing various EPC projects, including the development and commissioning of transmission lines. Over time, we have added facilities to support and supplement our electrical contracting business.



IN-HOUSE INTEGRATED MODEL

Our integrated approach enables project execution from conceptualization to completion while minimizing reliance on third-party providers. A central procurement team ensures timely sourcing of materials and equipment from authorized vendors, facilitating seamless project execution within scheduled timelines.



MODERN MACHINERY AND SKILLED WORKFORCE

We have acquired a fleet of modern construction machinery and equipment to support project execution. Additionally, we have built a team of skilled engineers to handle turnkey and EPC projects, as well as EHV power transmission lines and emergency restoration system installations.



ERROR REDUCTION AND STRONG SUPERVISION

To enhance supervision and minimize risks, we have implemented a robust hierarchy of skilled personnel for project execution. This structure ensures high-quality outcomes and adherence to timelines, reducing potential errors.

COLLABORATIVE STRENGTH AND PROJECT CAPABILITIES

PROJECT EXECUTION CAPACITY

We have the capability to independently execute projects worth up to ₹200 crores, showcasing our strength in delivering substantial infrastructure solutions.

ADDRESSING GROWING DEMAND

Due to the rising demand for larger- scale projects, we strategically collaborate with industry leaders to effectively manage and execute these opportunities.

STRATEGIC PARTNERSHIPS

We have formed collaborations with prominent engineering companies like Sterlite Power Transmission Limited and Jost Engineering Limited, enabling us to jointly bid for and execute larger, complex projects.

EPC PROJECTS FOR PRIVATE ENTITIES

COMPREHENSIVE SERVICE OFFERINGS

Our services for private entities encompass shifting high-voltage transmission lines, dismantling existing lines, handling, erection, installation, testing, and commissioning of new transmission lines, along with required equipment and materials.

DIVERSE CLIENTELE

In addition to working with public sector units, we undertake EPC projects for a wide range of private entities, including Wonder Cement Limited, H G Infra Engineering Limited, Gawar Construction Limited, and others.



REVENUE FROM PRIVATE ENTITIES

Approximately ~10-15%

REGULATORY COMPLIANCE & APPROVALS

We manage the necessary approvals for the creation or shifting of transmission lines, working closely with relevant state government authorities to ensure compliance with all regulatory requirements.

FOCUSSING ON RAILWAYS & RENEWABLES

FOCUS ON SOLAR ENERGY

With the growing potential of renewable energy, particularly solar energy in India, our company plans to expand into the EPC space for Renewable Energy Plant construction.



SOLAR PARK

We aim to provide comprehensive services in the development of Solar Parks and projects, focusing on both captive and third-party sales for solar power generation.

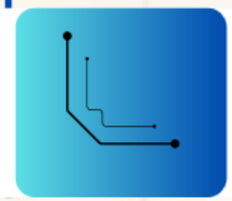

UNDERGROUND EHV LINES IN RAILWAYS

With the high demand for underground EHV lines in railway applications in Rajasthan, we have completed these projects without any accidents to date, demonstrating our commitment to safety and reliability.



SPECIALIZED SERVICE PORTFOLIO

Our consistent growth in the Order Book reflects our strategic focus on building a specialized service portfolio and our capability to successfully bid for and win new projects in the EPC power transmission sector.

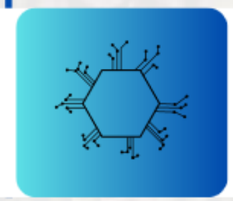

PROVEN TRACK RECORD

We have significant experience in executing EPC power transmission projects, including specialized tasks such as laying underground EHV lines and setting up electrical overhead lines across railway tracks.



ORDERBOOK UPDATE

As of 30/04/2025

Sr. No	Name of Customer	Unexecuted/Closing Order Book (In Lakhs)
1	RRVPL	50,442.32
2	Gawar Construction Ltd	943.37
3	Saint Gobain	342.13
4	JSW	631.60
5	RVNL	389.76
6	Railway	941.22
	TOTAL	53,690.40

Note: All figures are inclusive of taxes

STRATEGIC JOINT VENTURE

KAY CEE ENERGY & INFRA LTD. & JOSTS ENGINEERING COMPANY LTD.

01

Joint Venture Company:

Suryavayu Renewable and Energy Solutions Pvt. Ltd.

02

Ownership:

50% KayCee
50% Josts

03

Industry:

Renewable Energy & EPC Projects in Power Sector

OBJECTIVE:

- Execute EPC contracts in the power sector
- Develop and operate renewable energy businesses
- Explore allied opportunities as mutually agreed

STRATEGIC RATIONALE:

Strengthens KayCee's position in the fast-growing renewable energy sector

Facilitates domestic expansion through a technically competent partner

Aligns with long-term sustainability and infrastructure goals

HIGH INDUSTRY DEMAND

PROJECTED POWER DEMAND AND REQUIRED INVESTMENT

India is expected to face a power demand of 277 GW by 2027, necessitating a significant investment of Rs 4.25 trillion in power transmission infrastructure, according to the latest National Electricity Plan (NEP) released by the Central Electricity Authority (CEA), the technical arm of the Ministry of Power.

PLANNED EXPANSION IN TRANSMISSION AND TRANSFORMATION CAPACITY

To meet the demand, NEP-transmission outlines the construction of 114,687 circuit kilometers (ckm) of transmission lines and 776,330 MVA of transformation capacity (220 kV and above) by 2027. Additionally, the plan includes adding 1 GW of High-Voltage Direct Current (HVDC) bipole capacity between 2022 and 2027.

POWERING UP

Expected capacity power transmission infrastructure

	As on 2022	End of 2027	End of 2032
Transmission lines (in ckm)	4,56,716	5,71,403	6,48,190
Substations (in MVA)	10,70,950	18,47,280	23,45,135
HVDC (in Gw)	33,500	34,500	66,750

ckm: circuit kilometre; MVA: megavolt-amperes ; Gw: gigawatt;
HVDC: high-voltage direct current
Source: National Electricity Plan, Vol-II – Transmission



HIGH INDUSTRY DEMAND

RENEWABLE ENERGY INTEGRATION AND FUTURE PLANS

With substantial renewable energy (RE) potential in regions such as Rajasthan, Gujarat, and Tamil Nadu, a transmission system is being planned to integrate over 600 GW of RE capacity by 2031-32. Additionally, during the period 2027-32, 76,787 ckm of transmission lines and 497,855 MVA of transformation capacity will be added, alongside 32 GW of new HVDC bipole capacity, supporting India's renewable energy ambitions.

HVDC TECHNOLOGY AND ITS ROLE

HVDC technology, essential for transmitting large amounts of electricity over long distances, will play a critical role in the power transmission expansion. The total HVDC bipole capacity, including back-to- back systems, will increase to 34.5 GW by 2027, enhancing the efficiency of electricity transfer across regions.

INTER-REGIONAL TRANSMISSION CAPACITY GROWTH

Over the years, India has significantly expanded its inter-regional power transmission capacity. By the end of 2021- 22, the capacity reached 112 GW, with a further 30.6 GW of inter-regional transmission capacity planned for the 2022- 27 period. This expansion will increase the capacity to 142 GW by 2026-27, facilitating the transfer of surplus power from generating regions to deficit areas.

FINANCIAL PERFORMANCE

INCOME STATEMENT

In Lakhs

Particulars	H2 FY25	H2 FY24	YOY	FY25	FY24	YOY
Revenues	**11,482.01**	**4,033.97**	**184.63%**	**15,268.05**	**6,446.52**	**136.84%**
Other Income	0.42	24.82		48.89	39.80	
Total Income	**11,482.43**	**4,058.79**	**182.90%**	**15,316.94**	**6,486.32**	**136.14%**
Raw Materials	6,507.96	1,912.65		8,389.89	2,882.82	
Direct Expenses	2,121.61	875.64		2,715.77	1,191.10	
Employee costs	603.46	419.95		954.07	801.39	
Other expenses	335.80	121.07		495.32	291.46	
Total Expenditure	9,568.83	3,329.31		12,555.05	5,166.77	
EBITDA	**1,913.60**	**729.48**	**162.32%**	**2,761.89**	**1,319.55**	**109.31%**
Finance Costs	283.87	207.01		473.03	413.01	
Depreciation	8.78	4.00		12.86	8.10	
Profit before prior-period items and tax	**1,620.95**	**518.47**		**2,276.00**	**898.44**	
Prior-Period Items	0.00	0.00		0.00	29.23	
PBT	**1,620.95**	**518.47**	**212.64%**	**2,276.00**	**869.21**	**161.85%**
Tax	414.90	142.86		569.80	214.68	
PAT	**1,206.05**	**375.61**	**221.09%**	**1,706.20**	**654.53**	**160.68%**
EPS	**11.00**	**3.98**	**176.38%**	**15.57**	**7.61**	**104.60%**

Note: The comparison is based on standalone financial results, as consolidated figures were not applicable for the comparative period, and the joint venture formed during FY25 had not commenced operations

BALANCE SHEET

In Lakhs

Equities & Liabilities	FY25	FY24
Equity	1,096.00	1,096.00
Reserves	5,072.88	3,366.68
Net Worth	**6,168.88**	**4,462.68**
Non Current Liabilities		
Long Term Borrowings	1,747.14	1,969.27
Long Term Provisions	67.80	83.01
Total Non Current Liabilities	**1,814.94**	**2,052.28**
Current Liabilities		
Short Term Borrowings	3,735.44	678.48
Trade Payables	4,084.47	2,498.74
Short Term Provisions	287.26	72.81
Other Current Liabilities	1,265.68	711.02
Total Current Liabilities	**9,372.85**	**3,961.05**
Total Liabilities	**17,356.67**	**10,476.01**

Assets	FY25	FY24
Non Current Assets		
Fixed Assets	2,101.91	1,867.96
Non current Investments	2.50	-
Deferred Tax Assets	19.54	21.92
Other Non Current Assets	212.16	201.36
Total Non Current Assets	**2,336.11**	**2,091.24**
Current Assets		
Current Investments	0.50	0.50
Inventories	3,405.51	2,603.44
Trade receivables	3,999.73	1,735.49
Cash & Bank Balance	1,064.41	634.77
Loans & Advances	526.12	270.78
Other Current Assets	6,024.29	3,139.79
Total Current Assets	**15,020.56**	**8,384.77**
Total Assets	**17,356.67**	**10,476.01**

Note: The comparison is based on standalone financial results, as consolidated figures were not applicable for the comparative period, and the joint venture formed during FY25 had not commenced operations

STOCK DATA

NSE CODE: KCEIL | ISIN: INE0RCG01017	
Share Price (₹)	252.00
Market Capitalization (₹ Cr)	308.04
No. of Shares	1,22,24,000
Face Value (₹)	10.00
52 week High-Low (₹)	424.50 - 157.00

SHAREHOLDING PATTERN

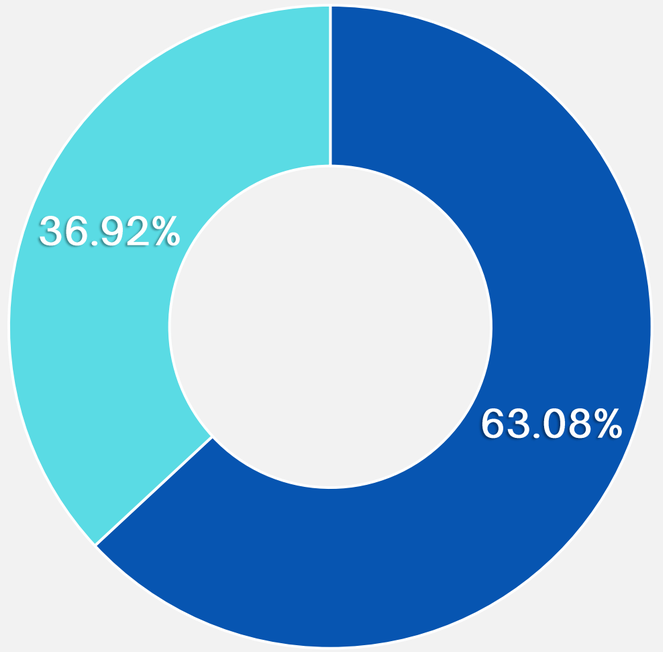

As on 12/05/2025

CONTACT US

Company	Investor Relations Advisors
Kay Cee Energy & Infra Limited	EquiBridgex Advisors Pvt Ltd
-	Ms. Pooja Gandhi
info@kayceeeenergy.in	info@equibridgex.com
www.kayceeeenergy.com	www.equibridgex.com

