ORIANA POWER LIMITED

To,

Listing Department,

National Stock Exchange of India Ltd

Exchange Plaza, Bandra Kurla Complex,

Bandra (East) Mumbai– 400051

Symbol: ORIANA

ISIN: INE0OUT01019

Dear Sir/Madam,

Sub: Submission of the Presentation (Earning Release) on the Audited Financial Results of the Company for the Half Year and Financial Year ended on March 31, 2025

Dear Sir/Ma'am,

As per the captioned subject, we wish to inform you that Oriana Power Limited ("Company") has approved their Audited Financial Results for the Half Year and Financial Year ended March 31, 2025, in the Board Meeting held on May 28, 2025.

To facilitate better understanding of the Shareholder's on the Company's financial performance, a copy of the Presentation (Earnings Release) on the Audited Financial Results for the Half Year and Financial Year ended March 31, 2025 is enclosed herewith.

This is for your information and records.

Thanking You

For Oriana Power Limited

TANVI SINGH

Digitally signed by TANVI SINGH
Date: 2025.05.29 20:47:53 +05'30'

Tanvi Singh
Company Secretary & Compliance Officer
Membership No.- A69061

Date-May 29, 2025

Place- Noida

Earnings Release
FY 2024-25

TrueRE
ORIANA POWER LIMITED

Embracing Change
Enabling Progress



Safe Harbour

Certain statements in this document may be forward looking statements. Such forward looking statements are subject to certain risks and uncertainties like government actions, local, political or economic developments, technological risks, and many other factors that could cause our actual results to differ materially from those contemplated by the relevant forward-looking statements. Oriana Power Limited will not be in any way responsible for any action taken based on such statements and undertakes no obligation to publicly update these forward looking statements to reflect subsequent events or circumstance.



Oriana Power at a glance

12+
Years of experience

400+ MW
Projects delivered

BBB+Stable
Credit Rating by CRISIL

Hydrogen Electrolyser Giga-Factory
by 2026/27

98716.6 Lakhs
Total revenue from operations in FY25

1800+ MW
Capacity in pipeline

1 GW
Renewable energy capacity target by 2026

400+ MWh
BESS Projects Won

~2,900 Acres
Landbank across India (adding more)

550+ MW
Capacity under execution

250+
Employee strength (as on date)

700 MWh
BESS capacity is in pipeline

10,000 MTPA
Green Hydrogen and e-fuels allocation received, 40,000 MTPA capacity in pipeline.



TrueRE
ORIANA POWER LIMITED

Financial Highlights (Consolidated)

₹ 98716.6 Lakhs

Revenue from operations in FY25

₹ 15855.42 Lakhs

PAT in FY25

₹ 79.52

Basic EPS in FY25

₹ 24537.9 Lakhs

EBITDA in FY25

16.06%

PAT Margin in FY25

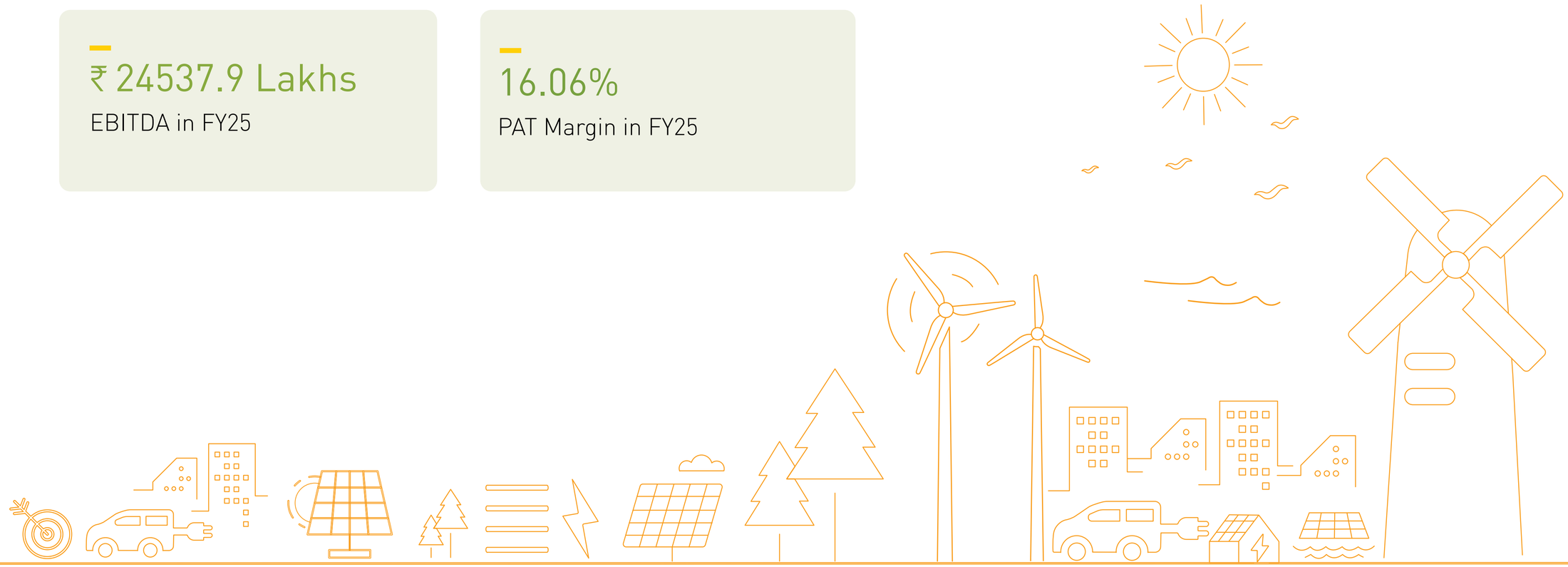

Financial Highlights (Standalone)

₹ 101867.31 Lakhs

Revenue from operations in FY25

₹ 16334.91 Lakhs

PAT in FY25

₹ 81.92

Basic EPS in FY25

₹ 23287.08 Lakhs

EBITDA in FY25

16.04%

PAT Margin in FY25

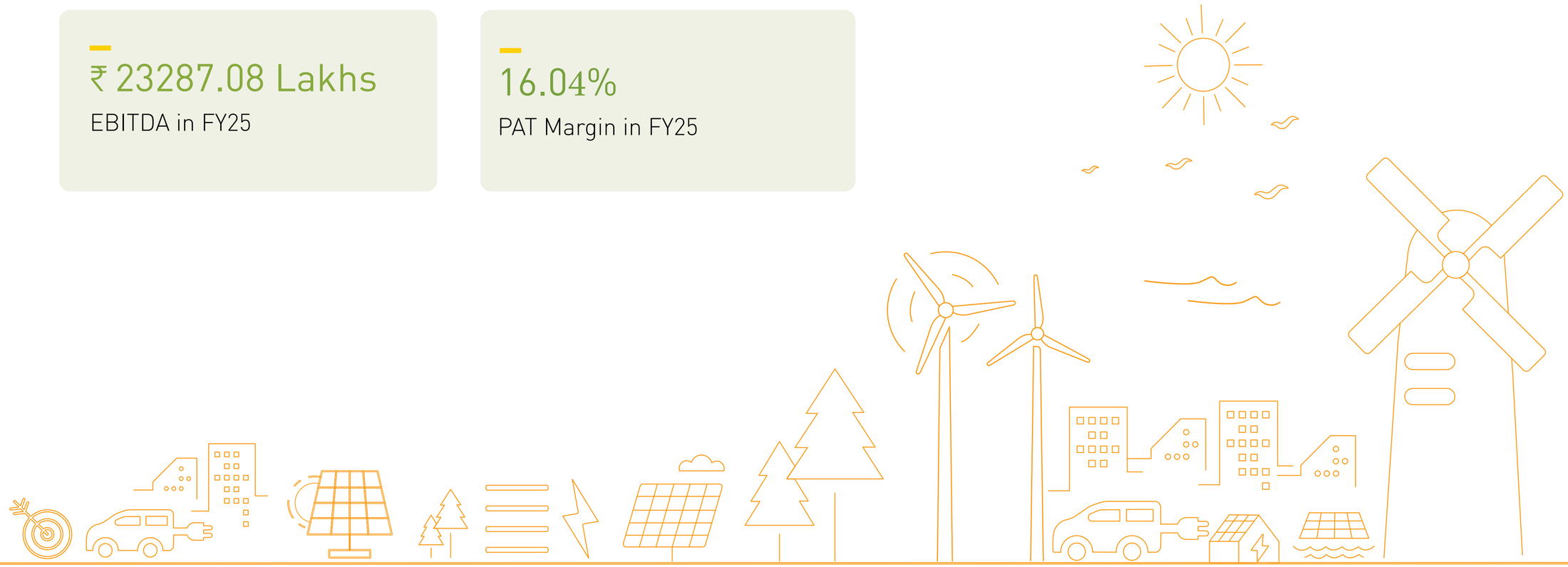

Measuring our financial progress (On Consolidated basis)

Revenue from operations

(₹ in Lakhs) Grew 2.58 times



EBITDA

(₹ in Lakhs) Grew 2.93 times



PAT

(₹ in Lakhs) Grew 2.92 times



Debt to Equity

(In times)



EPS

(₹ per share)



Current Ratio

(In times)





TrueRE
ORIANA POWER LIMITED

Consolidated Income Statement

(₹ in Lakhs)

Particulars	YoY	
	For the Year ended FY25 (Audited)	For the Year ended FY24 (Audited)
I. Revenue from operations	98,716.60	38,287.49
II. Other income	1,090.10	292.03
III. Total Income (I+II)	**99,806.71**	**38,579.52**
IV. EXPENSES		
Cost of Material Consumed	71,956.32	27,479.95
Purchase of Stock- in- Trade	6.33	988.84
Changes in Inventory of Finished Goods, Work- in - Progress and Stock- In- Trade	-	(40.00)
Employee benefits expense	1,631.62	761.10
Finance Costs	2,452.42	602.55
Depreciation & amortisation expense	849.08	203.75
Other Expenses	1,674.54	1,026.09
Total expenses	**78,570.31**	**31,022.28**
V. Profit before extraordinary items and tax(III-IV)	21,236.40	7,557.24
VI. Extraordinary Items		
Prior period items	-	(6.10)
VII. Profit before tax (V-VI)	**21,236.40**	**7,563.34**
VIII. Tax Expense:		
Current tax	5,868.62	1,929.15
Deferred tax	(487.37)	199.14
Tax for Earlier Years	(1.23)	6.68
IX. Profit/ (Loss) for the year (VII-VIII)	**15,853.92**	5,428.37
X. Minority interest in Subsidiaries	(1.49)	(6.72)
XI. Profit (Loss) for the period (IX-X)	**15,855.42**	**5,435.09**
Earnings per equity share (in Rs.) :		
(a) Basic	79.52	33.41
(b) Diluted	79.52	33.41

Consolidated Balance Sheet

(₹ in Lakhs)

Equity and Liabilities	FY25	FY24
1) Shareholder's Funds		
a) Share capital	2,031.92	1,918.26
b) Reserves and surplus	48,933.32	12,701.65
Minority Interest	798.44	246.16
2) Non-Current Liabilities:		
a) Long-term borrowings	22,012.19	13,272.47
b) Long-term provisions	94.08	57.28
c) Deferred tax Liabilities (Net)	-	422.51
3) Current Liabilities:		
a) Short-term Borrowings	5,049.29	5,080.11
b) Trade payables	-	
-total outstanding dues of micro enterprises and small enterprises	336.05	570.00
-total outstanding dues of creditors other than micro enterprises and small enterprises	18,210.39	3,549.13
c) Other current liabilities	32,896.38	1,140.41
d) Short-term provisions	5,931.72	2,060.73
TOTAL	**1,36,293.78**	**41,018.71**

(₹ in Lakhs)

Assets	FY25	FY24
(1) Non-Current Assets		
(a) Property, Plant and Equipment and Intangible assets		
(i) Property, Plant and Equipment	25,610.13	13,534.80
(ii) Capital Work in Progress	4,942.01	5,160.67
(iii) Intangible assets	-	-
(iv) Intangible Assets Under Development	73.14	12.84
(v) Leased Asset	1,242.09	
(b) Non Current Investments	1,111.33	1,110.33
(b) Deferred tax assets (net)	64.76	-
(c) Long Term Loans & Advances	1,006.07	90.87
(d) Other non-current assets	10,748.03	427.96
(2) Current Assets		
(a) Inventories	2,245.45	1,548.95
(b) Trade receivables	39,415.34	7,852.03
(c) Cash and bank balance	7,040.52	7,271.65
(d) Short term loan & advances	9,391.53	2,376.37
(e) Other current assets	33,403.38	1,632.24
TOTAL	**1,36,293.78**	**41,018.71**

Consolidated Cashflow Statement

(₹ in Lakhs)

Particulars	FY25	FY24
Net cash (used in)/from Operating Activities (A)	29,048.80	212.51
Net cash (used in)/from Investing Activities (B)	(52,236.66)	(11,699.07)
Net cash (used in)/from Financing Activities (C)	26,953.06	13,497.19
Net Change in cash and cash equivalents (A+B+C)	3,765.21	2,010.63
Cash and cash equivalents at the beginning of the year	2,209.63	157.86
Exchange difference on translation of foreign currency cash and cash equivalents	31.86	41.14
Cash and cash equivalents at the end of the year	6,006.70	2,209.63

Growth Strategies:

Expanding our EPC & IPP Portfolio

- Upscaling the Solar installed capacity to 1000 MWp in FY'26
- Accessing & implementing new solutions for our clients in C&I segment to achieve Net Zero targets.
- We are now eligible to participate in larger-scale projects, having met the qualification criteria for tenders in terms of revenue, net worth, and project execution capacity.
- We are collaborating with leading component manufacturers to ensure availability and secure timely delivery of key equipment.

Development of Hydrogen and Derivatives

- Scaling hydrogen production to 50,000 MTPA by 2028.
- Enabling decarbonisation in hard-to-abate sectors such as aviation, shipping and steel.
- Participating in India's Hydrogen Hubs (e.g., Harit Mala, Harit Sagar) and exploring international hubs.
- Expanding e-methanol export avenues to Japan, Europe and the USA

Expanding into Emerging Fields Battery Energy Storage Systems (BESS)

- Targeting to secure orders 1+ GWh project capacity by FY26 to achieve our vision of 2030 of 3.5 GWh well before.
- Opening new business avenues in the C&I segment, focusing on energy security, renewable integration, grid modernization, and urban grid relief and store power during excess generation.

Projects Secured: RUVNL: 100 MWh | TGGENCO: 100 MWh | KPTCL: 100 MWh | TNGC: 100 MWh | Hybrid Renewable Power Plant for C&I segment: 0.903 MWh

Growth Strategies: (Contd)

Strategic Land Acquisition and Development

Enhancing project efficiency and reducing transmission losses through strategic land acquisition near power evacuation substations.

Focus on High Growth Geographies within India

Targeting geographies with a conducive policy environment, robust solar potential, and significant industrial demand—such as Haryana and Andhra Pradesh—for scalable renewable energy deployment.

Strategic Initiatives

Partnering with technology leaders for Energy Management Systems(EMS), blockchain, energy trading, AI, and neural networks

ESOPs policy has been structured and is currently in the process of implementation

Engaging with large conglomerates, IITs, and the Science & Technology Department of GoI for research and innovation

We are undertaking solar asset recycling, enabling reinvestment into new projects and improving capital efficiency and profitability for long-term growth.

Board of Directors



Rupal Gupta
Managing Director



Anirudh Saraswat
Executive Director



Parveen Kumar
Executive Director



Dhawal Chhaganlal Gadda
Non-Executive Independent Director



Sankara Sastry Oruganti
Non-Executive Independent Director



Archana Jain
Non-Executive Independent Director



Management Commentary

FY2025 has been a year of steady growth and meaningful diversification for Oriana Power Limited. Our financial performance has been strong, supported by operational consistency and a healthy order inflow across business verticals.

As on date, we secured an order book totalling 650 MWp, along with 1205 MWp of solar park registration / connectivity and a landbank of approximately 2,900 acres. Besides we secured 403 MWh of BESS, received allocation of 10,000 TPA of Green Hydrogen, and 42 TPD of CBG. With our continued commitment to develop integrated Renewable Energy, we have signed MoUs worth INR 10,000 crores in Rajasthan, 5000 crores in MP and 500 crores in Assam totalling INR 15,500 crores. Land acquisition and grid connectivity discussions are currently underway with respective state authorities. Construction activities have already commenced in our solar parks located in Rajasthan, Tamil Nadu, and Haryana. **All the above developments highlight our consistency and provide visibility into both near-term and long-term business outlook.**

Our strategic entry into the **BESS** segment is particularly timely given the growing importance of energy storage amid grid infrastructure constraints and rising peak demand. In a dynamic geopolitical environment, our domestic integration across operations ensures insulation from external disruptions, addressing energy security concerns while strengthening long-term resilience. Our initiatives remain aligned with India's broader national objectives of achieving energy independence by 2047 and Net Zero emissions by 2070.

While the renewable energy surge has led to reduced daytime spot prices, we this as an opportunity to strengthen our positioning as a TrueRE company and enables greater focus on new business avenues like BESS, Hybrid solutions, and Green Hydrogen. Importantly, our revenue remains stable as our major portfolio



Management Commentary (Contd)

comprises C&I clients with long-term agreements, insulating us from spot price volatility.

Looking ahead, our focus remains on expanding our clean energy footprint through integrated renewable solutions. We are aligned with our revenue targets for FY26 and remain confident in achieving them, backed by **long-term C&I and utility** contracts and a growing execution pipeline. Our BESS division is progressing ahead of expectations. We are seeing more prospects in this segment in near term.

We are also strengthening our internal capabilities by bringing in **leadership team**. Our focus is on building the next level of management, with a team of Key Managerial Personnel (KMPs) across critical functional areas.

As **energy security and independence** becomes increasingly central to the global agenda, Oriana is well positioned to play a meaningful role, both domestically and in select international markets.

"We are firmly committed to disciplined growth and do not pursue scale at the cost of execution capability. Our business intake is deliberately calibrated to match our operational capacity, ensuring that every order we undertake is deliverable within the framework of our sustainable growth strategy. We do not overburden our systems or resources, and we remain focused on building a business that is resilient, execution-led, and structurally sound over the long term."



Company overview



Notable Achievements (FY 2024-25)

- Delivered 200+MW Solar Projects
- Solar projects under construction over 550+ MWp and, a business pipeline of over 1800+ MWp.
- Won 403 MWh of BESS orders till date, 700 MWh in pipeline , 100 MWh each project received from four different utilities, Rajasthan, Karnataka, Tamil Nadu, Telangana expanding geographical footprint to multiple states in BESS as well.
- Allocation of 10,000 MT/annum production capacity under Green Hydrogen Transition (SIGHT) Scheme (Mode-1-Tranche-II)
- 225 TPD e-Methanol project is under review by state government for subsidy.
- Building a Gigawatt-Scale Green Hydrogen Facility to manufacture Alkaline Electrolysers & BoP modules; Land secured in Madhya Pradesh.
- Secured our first non-binding agreement with off -taker for e-Methanol
- 21 TPD CBG delivered, 21 TPD under execution and 100 TPD in pipeline
- Team size grown from 92 in FY24 to 252 as on date



Notable Achievements (FY 2024-25 Contd...)

Notable Projects:

- **200+ MWp Haryana Solar Park and further expansion**

  Our 200+ MWp solar park ground activity has been started with projects in hand which can be extended up to 300 MWp.

- **385 MWp Rajasthan Solar Park and Further Expansion**

  Our 385 MWp Rajasthan Solar Park, work is ongoing, construction has started, 110 MWp is already sold out, another 100 MWp is at advanced stage of closure.

- **280+ MWp UP Solar Park and Further Expansion**

  Our 280+ MWp solar park project in UP has been enrolled and project registration approvals from state authorities are in process.

- **140+ MWp Tamil Nadu Solar Park and Further Expansion**

  The entire capacity of the park has been sold, the project is currently at construction stage. This park includes Oriana's largest single project to date—a 128 MWp installation for a leading cement conglomerate.



Notable Achievements (FY 2024-25 Contd...)

- **First CTU/ISTS connectivity of Solar Plant**

  200+ MWp solar park at CTU (Central Grid) connectivity is in pipeline which will enable us to enter new segment i.e. utility segment.

Prestigious collaborations with state governments- MoUs signed during the fiscal

- Signed an MoU with the Rajasthan government for integrated Renewable Energy solutions including Solar, BESS, Green Hydrogen of 10,000 crores in which actions have been initiated on 685 MWp solar power plant and 104 MWh BESS.
- Signed an MoU with the MP government for integrated Renewable Energy solutions of 5000 crores in which actions have been initiated for land and connectivity.
- Signed MoU with the Assam government for integrated Renewable Energy solutions of 500 crores in which actions have been initiated for land and connectivity.



Our marquee projects

EPC

SUNVIK STEEL



Developed a 29 MW solar plant for Sunvik Steel, Karnataka reducing 38.190.68 tons of CO2 annually.

BCCL



Developed a 28 MW solar plant at Bokaro, Jharkand.

RESCO

JKCL, BAAP



Commissioned 35 MW Ground Mount Solar Plant at BAAP, RAJASTHAN

JK Tyre, Cavendish Industries Limited



Commissioned a rooftop solar power plant at JK Tyre at Cavendish Industries Limited of 12.2 MW

Mapping our footprint



Presence across

23
Indian States

2
Continents

3 offices

Delhi,
Noida (UP),
Greater Noida (UP)

250+
Employees

TrueRE
ORIANA POWER LIMITED

Market statistics

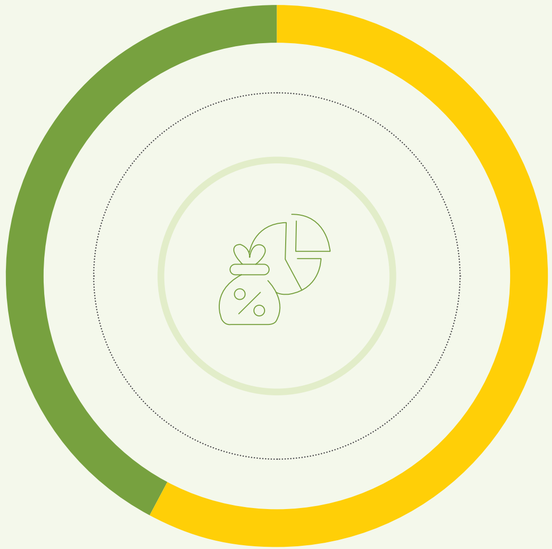

Public Shareholding

Promoters shareholding

₹3,372.88 Crores
Market Capitalisation
(As on 27th May 2025)

NSE Listed
Script Name: ORIANA

₹2,984
12 months high price
as on 14th June 2024

14,458
No of shareholders
(As on 31st March 2025)



TrueRE
ORIANA POWER LIMITED

About Oriana

A true renewable energy Company and one of the leading providers of sustainable solutions, known for its premium, affordable and customised offerings. Aligned with the government and World Bank's vision for renewable energy expansion and the Green Hydrogen mission.

Vision

Driving India towards a sustainable future with Renewable Energy.



Core Solutions

Solar	Green Hydrogen	Battery Energy Storage Systems	Compressed Bio-gas

Mission

Oriana Power is dedicated to becoming an integral part of the global shift towards renewable energy. The company strives to meet the growing demand for energy while ensuring environmental sustainability and economic viability. As Oriana Power continues to expand its services and technologies, it remains focused on its mission to harness the power of being a truly renewable energy company, thereby contributing to a greener planet and a sustainable future.



Our cherished values



TrueRE
ORIANA POWER LIMITED

Clientele

Hero

HP

NGK SPARK PLUGS

Hindustan Coper Ltd.

Mahindra CIE

Shree Cement

SUNVIK STEELS PVT. LTD.
A Primary Steel Producer

NTPC

amber

DLF BUILDING INDIA

Dalmia Bharat

Mrs. Bector's CREMICA SINCE 1978

JK LAKSHMI CEMENT Ltd.

IOCL
ISRPL
INDIAN SYNTHETIC RUBBER PRIVATE LIMITED
ACCELERATING GROWTH, BINDING TRUST

NHSRCL
National High Speed Rail Corporation Ltd.

Bharat Petroleum
energising lives

Coal India

WELSPUN

Prestigious Empanelment

SECI

BRAITHWAITE & CO. LIMITED
(A GOVT. OF INDIA UNDERTAKING)
Ministry of Railways

BRAITHWAITE

Looking ahead Vision 2030

To reach over 6 GW in EPC capacity and more than 2.5 GW in IPP capacity

To significantly increase CBG production with an annual growth rate of 25%

Solar

Compressed Biogas

People

Clients

Building blocks

Technology and execution

Funds

Green Hydrogen

To establish a giga factory by 2026 with a 500 MW capacity, adding another 500 MW by 2027

Battery Energy Storage

To become a key player in BESS with a total capacity of 3.5 GWh by 2030



TrueRE
ORIANA POWER LIMITED

India’s Clean Energy Landscape

The country is steadily advancing towards its target of 500 GW of non-fossil fuel-based capacity by 2030, under the ‘Panchamrit’ commitments. Today, RE accounts for ~48% of India’s total energy generation mix.

29.52 GW

Record annual addition in FY 2025

223.63 GW

Total installed renewable energy capacity (FY 2025)

World’s third-largest

Producer of electricity from wind and solar energy

Source - Ministry of New and Renewable Energy (MNRE) as of March 31, 2025

RE - CATEGORY-WISE INSTALLED CAPACITY (in GW)

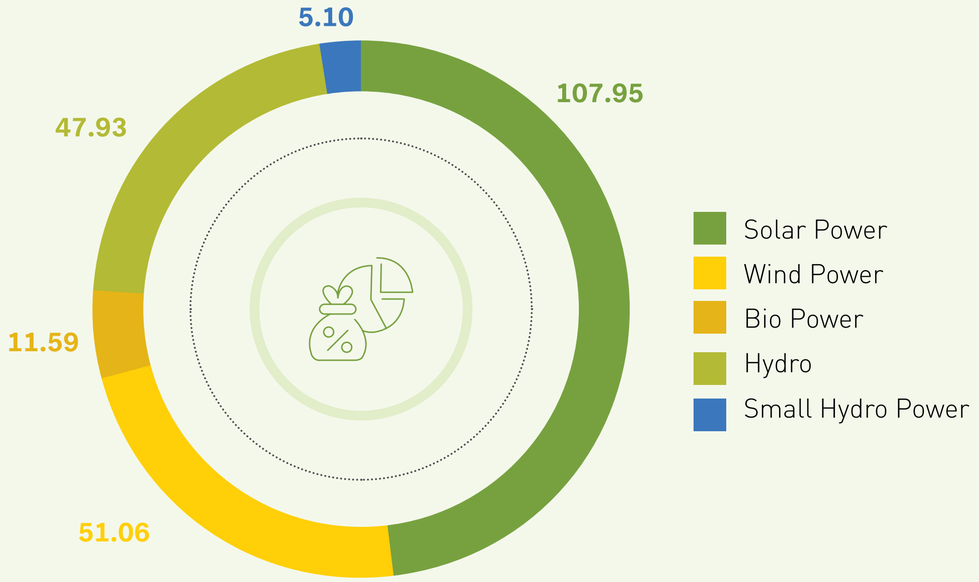

Solar energy drives growth*

Solar energy continues to be the primary driver of India’s RE growth supported by favourable government policies such as National Clean Energy Fund (NCEF) and the Pradhan Mantri Kisan Urja Suraksha Evam Utthaan Mahabhiyan (PM-KUSUM).

India achieved the historic milestone of 100+ GW solar installed capacity in FY25.

India’s total installed solar capacity now stands at 107.95 GW

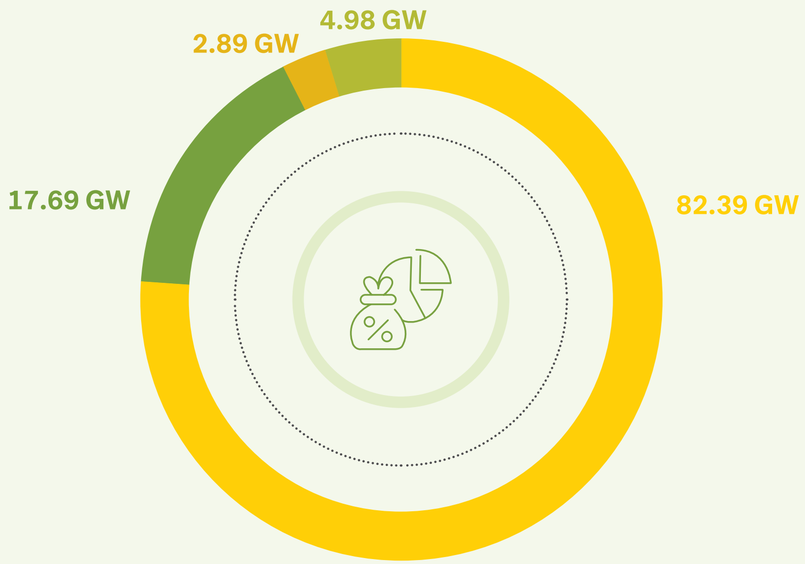

- Ground Mounted Solar Plant
- Grid Connected Solar Rooftop
- Hybrid Projects (Solar Component)
- Off-Grid Solar



*Ministry of New and Renewable Energy
https://mnre.gov.in/en/physical-progress/

Our strategic response to trends shaping India's RE Future

Key trends

Decentralised energy solutions

- The adoption of decentralised energy systems such as rooftop solar, microgrids and battery storage is growing, especially in rural and urban areas, driven by cost reductions and supportive policies.

Green hydrogen development

- India is prioritising the development of green hydrogen as a key solution for decarbonising industries such as steel, cement and transportation, aiming to become a global leader in this field.

Policy and regulatory support

- The government is streamlining policies to accelerate renewable energy deployment, including simplifying renewable energy auctions, promoting Renewable Energy Zones (REZs) and offering incentives to investors.

Grid modernization and energy storage

- The shift to renewable energy requires an upgraded, more flexible grid capable of handling intermittent sources like wind and solar, with energy storage technologies being critical for grid stability.

EV integration and charging infrastructure

- As EV adoption increases, the demand for renewable-powered charging infrastructure is growing, with the need for integrating clean energy sources into the transportation ecosystem.



Thank You

Oriana Power Limited

Plot No. 19&20, 3rd Floor,
JASK Tower, Sector 125,
Noida, Uttar Pradesh - 201301

Ph: 0120 411 4695

www.orianapower.com

Ms. Tanvi Singh

(Company Secretary and Compliance Officer)

Email: cs@orianapower.com

