Date: May 15, 2026

To,
The Manager,
Listing Department
National Stock Exchange of India Limited ("NSE")
"Exchange Plaza", Plot No. C-1, Block G,
Bandra-Kurla Complex, Bandra (E),
Mumbai 400 051

Symbol: ELGNZ
ISIN: INE0R9101015

Subject: Investor Presentation for H2 & FY26 Conference Call scheduled on May 16, 2026

Dear Sir/Madam,

With reference to the captioned subject, please find enclosed the copy of presentation for the upcoming H2 & FY26 Conference Call scheduled on Saturday, May 16, 2026.

Request your good office to take the same on record.

Thanking You,
For Eleganz Interiors Limited

SAMEER AKSHAY PAKVASA

Digitally signed by SAMEER AKSHAY PAKVASA
DN: c=IN, postalCode=400052, st=MAHARASHTRA, street=A603 AMRIT CHSL KHAR WEST MUMBAI, l=MUMBAI, o=Personal, serialNumber=b5fa7125546332 2b2cab57952d46a8e0345c08f16b8cf7ed9cd4fff07c1a475e, pseudonym=45c3ce824bbe909d6de1cac954bd06f3, 2.5.4.20=81bb6e5a8b8cad765937f843e6939b9a0a4bdb2ea383333ded0afad21fb69773, email=SAMMEERPAKVASA@ELEGANZ.CO.IN, cn=SAMEER AKSHAY PAKVASA
Date: 2026.05.15 18:44:44 +05'30'

Sameer Akshay Pakvasa
Managing Director & Chief Executive Officer
DIN: 01217325

Enclosures: As Above



Eleganz Interiors Ltd.

Investor Presentation

H2 & FY26

Disclaimer

This document has been prepared for information purposes only and is not an offer or invitation or recommendation to buy or sell any securities of Eleganz Interiors Ltd (“ELGNZ”, "Company“), nor shall part, or all, of this document form the basis of, or be relied on in connection with, any contract or investment decision in relation to any securities of the Company.

This document is strictly confidential and may not be copied, published, distributed or transmitted to any person, in whole or in part, by any medium or in any form for any purpose. The information in this document is being provided by the Company and is subject to change without notice. The Company relies on information obtained from sources believed to be reliable but does not guarantee its accuracy or completeness.

This document contains statements about future events and expectations that are forward-looking statements. These statements typically contain words such as "expects" and "anticipates" and words of similar import. Any statement in this document that is not a statement of historical fact is a forward-looking statement that involves known and unknown risks, uncertainties and other factors which may cause our actual results, performance or achievements to be materially different from any future results, performance or achievements expressed or implied by such forward-looking statements. None of the future projections, expectations, estimates or prospects in this document should be taken as forecasts or promises nor should they be taken as implying any indication, assurance or guarantee that the assumptions on which such future projections, expectations, estimates or prospects have been prepared are correct or exhaustive or, in the case of the assumptions, fully stated in the document. The Company assumes no obligations to update the forward-looking statements contained herein to reflect actual results, changes in assumptions or changes in factors affecting these statements.

You acknowledge that you will be solely responsible for your own assessment of the market and the market position of the Company and that you will conduct your own analysis and be solely responsible for forming your own view of the potential future performance of the business of the Company.

ELEGANZ INTERIORS LTD.
SINCE 1988

- About Us
- Business Overview
- Way Forward
- Financial Highlights
- Annexures

Index



ABOUT US

01

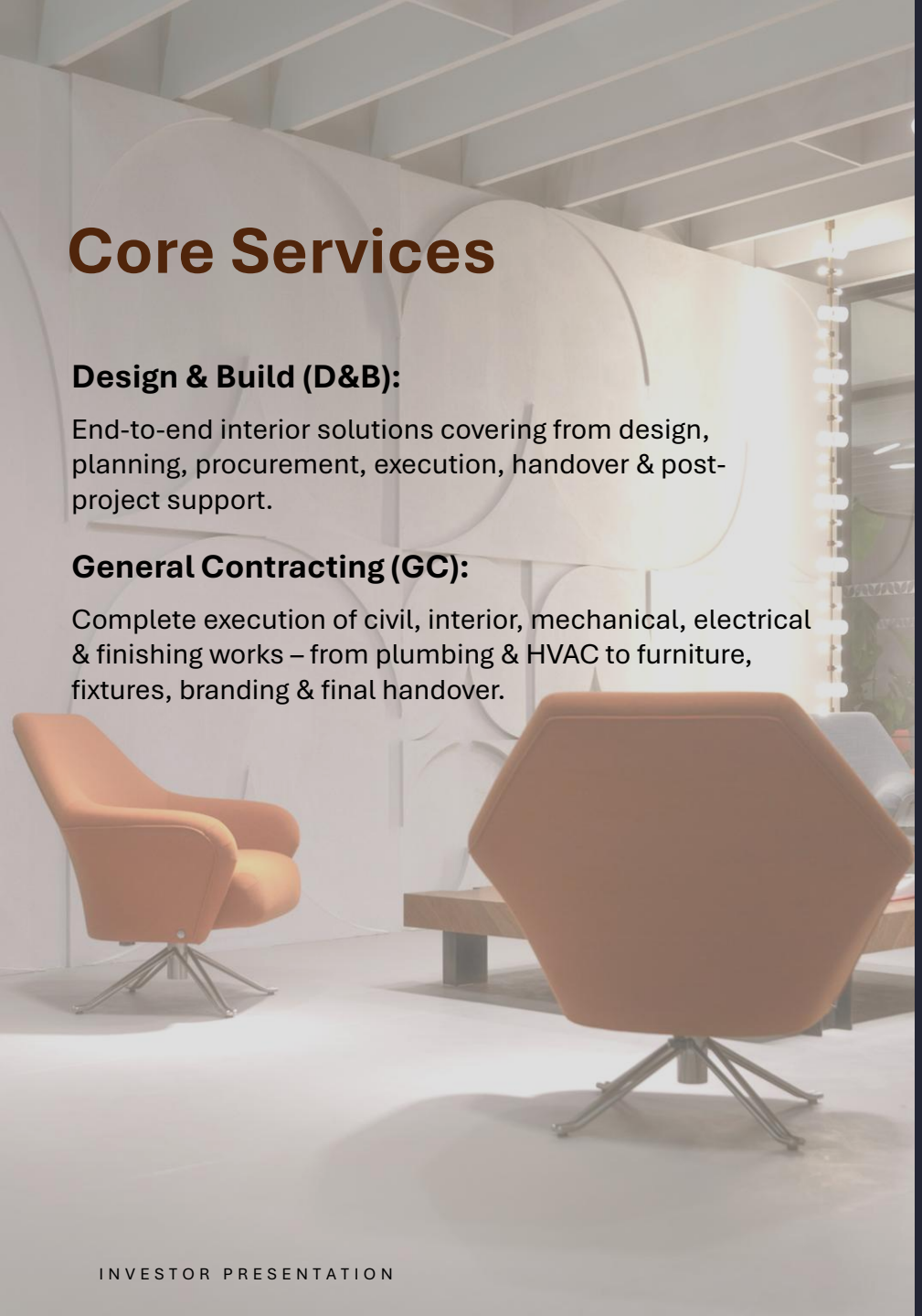

Core Services

Design & Build (D&B):

End-to-end interior solutions covering from design, planning, procurement, execution, handover & post-project support.

General Contracting (GC):

Complete execution of civil, interior, mechanical, electrical & finishing works – from plumbing & HVAC to furniture, fixtures, branding & final handover.

Company At Glance

Eleganz Interiors Limited is the **leading provider of interior fit-out solutions for corporate & commercial spaces across India** with an **expertise in corporate offices, R&D facilities, laboratories, airport lounges, flexible workspaces, and retail spaces.**

Delivering solutions from bare shell to fully furnished spaces with focus on aesthetics, functionality & sustainability.

Company executes projects **through tenders and work orders for large domestic and multinational corporations, project management consultants,** and **international property consultants.**

As a **founding member of IGBC**, company has **delivered several LEED Platinum & Gold-certified projects**, reinforcing its **commitment to sustainable and green building practices.**

With **a diverse client base across IT, BFSI, pharma, FMCG, oil & gas, education, real estate, and renewable energy**, company is **trusted for creating modern, functional, and sustainable workspaces nationwide.**

ELEGANZ INTERIORS LTD. SINCE 1988

12
States

695+
Projects Completed

36+
Cities presence

32 Million+ sq. ft.
Successfully Delivered

37+
Years in Business

~₹ 5,468 Million+
Order Book as on 31st Mar 2026 (Excluding GST)

29+
Industries Served

48.8%
Repeat Customer

499+
Satisfied Clients

400+
Skilled Professionals

VISION & MISSION

ELEGANZ INTERIORS LTD.
SINCE 1988

VISION

Building Harmonious Spaces,
Inside and Out

MISSION

Designing Tomorrow,
Building Today



Pride Of Our Company

At Eleganz, we don't just complete projects; we create stories of sustainability, innovation, and quality. Our interior solutions are a blend of aesthetic brilliance, cutting-edge technology, and enduring quality. Each space we transform is a testament to our commitment to exceed expectations.

Milestones of Eleganz

ELEGANZ INTERIORS LTD. SINCE 1988

1996 - Incorporated as Eleganz Interiors Private Limited

2000 - Entered South India with first GC project in Bengaluru

2001 - Opened a dedicated woodwork factory unit in Dahisar Mumbai.

2008 - Hyderabad chapter begins with the country's largest single order & opened a dedicated woodwork factory in the southern region.

2012 - Achieved milestone of 200 completed projects

2016 - Expanded with a new office in Pune

2018 - Became a founding member of IGBC, launched Design & Build services, crossed ₹100 Cr turnover, and moved manufacturing capabilities from Dahisar to Vasai

2022 - Reorganized southern operations at Vasai and expanded to Singapore

2023 - Converted into a Public Limited Company

2024 - Secured a landmark 7 lakh sq. ft. D&B project

2025 - Listed on NSE SME Emerge
Received Largest single order of ~Rs. 188 Crores as General Contractor for an Airport Renovation Project. Design Studio by Eleganz inaugurated at Mumbai (BKC).

2026 - Incorporation Process started for Wholly Owned Subsidiary in UAE.



Lead Management



Mr. Sammeer Pakvasa
(Chairman Managing Director & CEO)

He completed his matriculation in 1994 from the Maharashtra State Board and joined the Company in 2001, bringing with him 25+ years of industry experience. Since then, he has been deeply involved in operations, gaining strong insights into business management. Under his leadership, the Company has improved efficiency, expanded its market presence, and enhanced service delivery. He continues to define the strategic direction and drive growth while ensuring all departments remain aligned with the Company's objectives.



Mr. Mayannk Sharma
(Whole-time Director & CFO)

He completed his BBA and MBA from Dr. C.V. Raman University, Bilaspur in 2011 and 2013. He also holds a PGDM in Material and Supply Chain Management and a certificate in Corporate Real Estate and Facilities Management from RICS, completed in 2015. Joined the Company in 2011 and brings 13+ years of diverse experience. Currently oversees project management, production, logistics, procurement, and quantity surveying.



Mrs. Archana Desai
(Chief Operating Officer)

Associated with the Company since 2004 and currently she is the COO. A commerce graduate from Mumbai University in 1992, she manages the overall finance function while also overseeing accounts, audits, taxation, HR, and statutory compliances. She has played a vital role in supporting the management and strengthening the Company's business operations also.



Business Overview

02

Design & Build Services

ELEGANZ INTERIORS LTD. SINCE 1988



End-to-End Turnkey Execution
Robust Quality & Safety Standards
Timely Delivery with Cost Efficiency
Strong Focus on Brand Identity & Aesthetics

Our Design & Build capabilities strengthen client value proposition while contributing higher margins to overall business.

Design & Build (D&B) vertical provides end-to-end interior and fit out solutions, offering clients a single-block costing from conceptualization to project handover. We begin with conceptual design, working closely with clients to align designs with current trends and their unique expectations. For commercial spaces, our focus is on enhancing brand identity through thoughtful design.

What We Deliver:

Comprehensive Scope: Designing, detailed shop drawings, resource planning, procurement, execution, final walkthrough & post-project support.

Space Planning: Prioritizing efficiency + aesthetics to create cohesive, functional environments.

Our project management framework integrates budgeting, scheduling, risk management, and transparent communication to ensure on-time and within-budget delivery.

Finally, during execution, our skilled craftsmen and quality materials, coupled with strict supervision and safety protocols, guarantee successful project outcomes with lasting value.

Projects Completed in FY26 – D&B

ELEGANZ INTERIORS LTD.
SINCE 1988



A Leading Global Engineering & Technology Solutions Provider

6,91,231 sq. ft.
Design & Build





Projects Completed in FY26 – D&B

ELEGANZ INTERIORS LTD.
SINCE 1988



A Diversified Infrastructure & Engineering Solutions Provider

25,000 sq. ft.
Design & Build





Projects Completed in FY26 – D&B

ELEGANZ INTERIORS LTD.
SINCE 1988







Projects Completed in FY26 – D&B

ELEGANZ INTERIORS LTD.
SINCE 1988

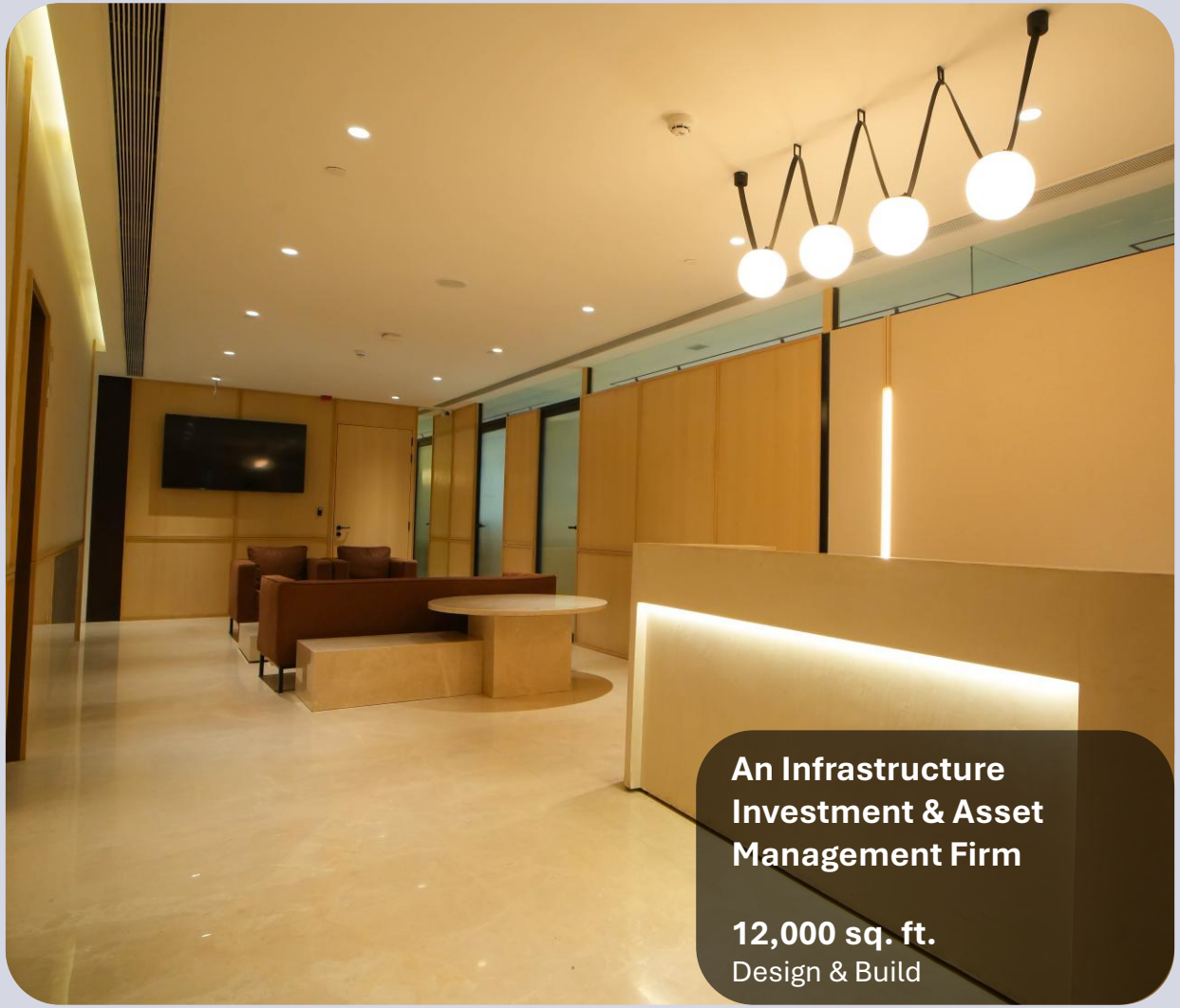





General Contracting Services

General Contracting (GC) services delivers comprehensive interior and fit out solutions, Client appoints designer; company executes on item-rate (BOQ), covering the full spectrum of civil, mechanical, electrical, and finishing works. We take ownership of the project lifecycle — from core construction to the final detailing — ensuring efficiency, safety, and quality.

Core Offerings:

Civil & Interior Works: Plumbing, POP, painting, carpentry, and polishing.

Mechanical & Electrical: Including HVAC design & installation, electrical systems, and lighting solutions.

Final Refinements: Complete finishing touches for whole or part of the project.

Our interior space planning begins with detailed client analysis to optimize form and function. We create layouts that balance utility with aesthetics, complemented by customized furniture solutions that enhance design language while meeting functional needs.

Value-Added Solutions:

Finishing & Decor: High attention to detail in delivering refined interiors.

Safety & Sustainability: HVAC, plumbing, sanitary, and fire protection systems designed for durability, efficiency, and occupant safety.

Technology Integration: Audio-visual & IT services to create smart, future-ready spaces.

From conceptualization to execution, our GC services push design boundaries while maintaining strict quality standards, ensuring every project reflects excellence, safety, and innovation.







Recent Large Order Win (GC)

Rs. 1,881 Mn*

Airport Renovation Project
(over the span of 3 years)

*Gross Value (including GST 18%)

Projects Completed in FY26 – GC

ELEGANZ INTERIORS LTD.
SINCE 1988



A Global Media, Advertising & Marketing Solutions Network

61,200 sq. ft.
GC (Build)





Projects Completed in FY26 – GC

ELEGANZ INTERIORS LTD.
SINCE 1988







Projects Completed in FY26 – GC



A Global Electronic Design Automation & Semiconductor Solutions Provider

24,000 sq. ft.
GC (Build)





Our Manufacturing Facility

ELEGANZ INTERIORS LTD. SINCE 1988

27,190 sq. ft.

Vasai, Maharashtra

Particulars	Annual Installed Capacity
Flush Doors (Nos.)	1,800
Pressed Laminated Sheets on Ply MDF (Nos.)	9,720
Pelmets / Window Sill (Nos.)	10,800
Tables (Nos.)	200
Storages (sq. Mtrs.)	2,416

Our upcoming company-owned facility near Khopoli, operational in the next 2 years, will feature a fully automated mass production line, including soft furnishing manufacturing, to enhance margins.

Driving Cost-Efficient Excellence

Custom-made furniture, paneling & woodwork with reduced costs vs. on-site construction Dedicated Paint & Polish Spray Booth for superior finishes & quality control Consistent production with minimized material

Technology & Equipment

Advanced Machinery - CNC Cutting, Hot/Cold Press, Edge Banding, Sanding Machines, Paint Booth

Scale-Ready Infrastructure - 12+ specialized machines enabling high efficiency, accuracy, & scalable production

Quality Without Compromise

Rigorous Inspections - Every piece undergoes strict checks before dispatch to ensure flawless delivery

Client-Centric Precision - Streamlined processes tailored to meet exact client specifications with consistency

Order Book

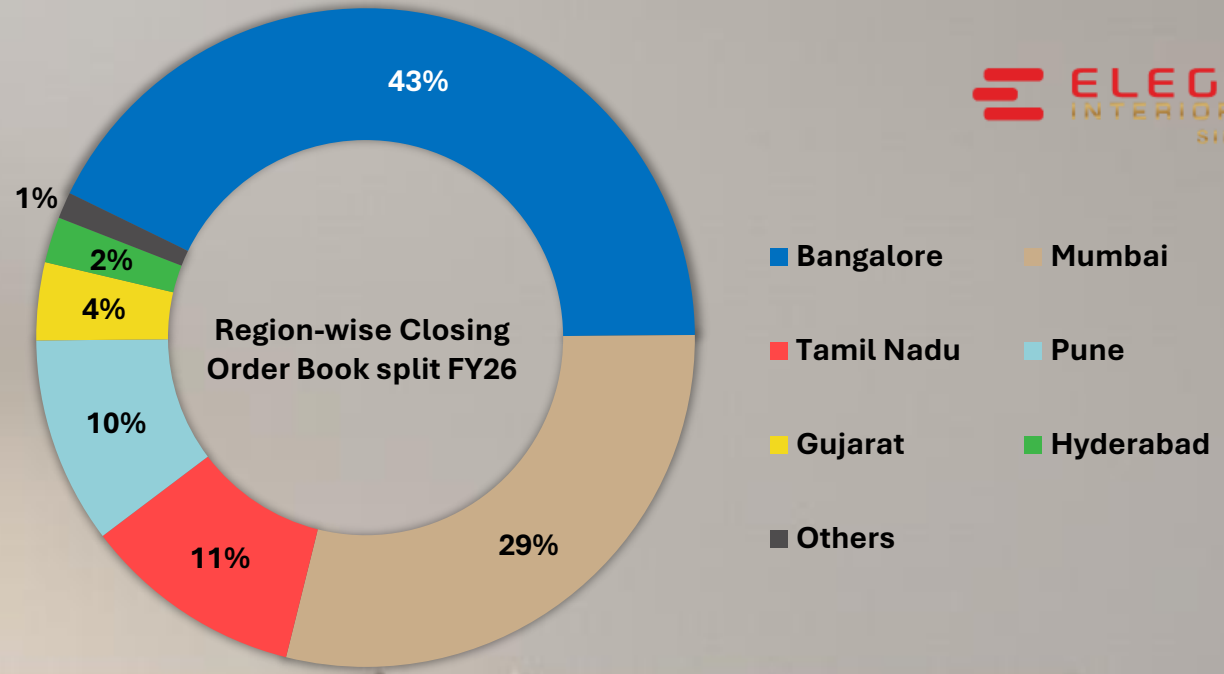

~Rs. 5,468 Mn

Net Order Book (Excluding GST) as on 31st Mar 2026

~Rs. 26,000 Mn

Bids Submitted

Success Rate: 10% - 15%

Our Presence

- Registered Office
- Branch Office
- Manufacturing Facility
- Warehouse

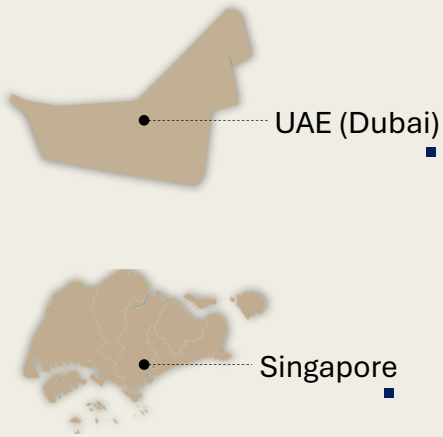

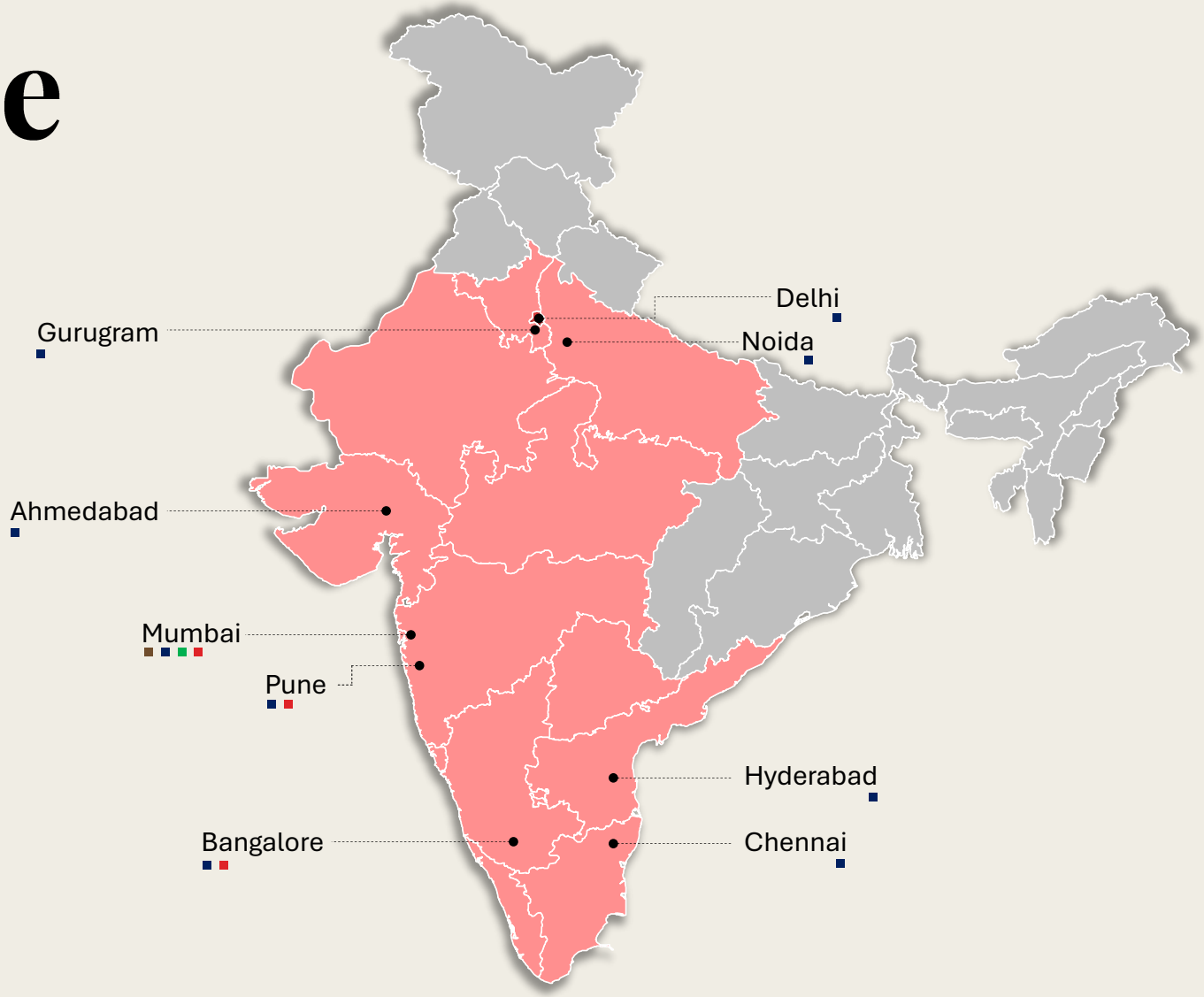

PROJECTS IN 36+ CITIES

Ahmedabad	Lucknow
Baroda	Mangalore
Bengaluru	Manipal
Bhuj	Mumbai
Chandigarh	Nashik
Chennai	Navi Mumbai
Cochin	New Delhi
Coimbatore	Panji
Goa	Patal Ganga
Gurugram	Pune
Hyderabad	Taloja
Jaipur	Tamil Nadu
Jamnagar	Thane
Kolar	Tirupati
Kolhapur	Trivandrum
Lonavala	Vidya Nagar
Indore	Mysore
Noida	

Strengths

ELEGANZ INTERIORS LTD.
SINCE 1988

Pan-India Presence with Global Reach

Our presence spans India's key hubs—Mumbai, Bengaluru, Hyderabad, Pune, NCR, Chennai, Ahmedabad, and Bhopal—with execution in tier-2 cities like Indore, Vadodara, and Goa. Internationally, we operate through subsidiaries in Rwanda and Singapore, making our model scalable across geographies

Backward Integration Advantage

With our Mumbai factory and skilled craftsmen, we produce modular and customized furniture, panels, doors, and CNC grills in-house. This ensures precision, cost efficiency, and superior quality, backed by a 5-year warranty that reflects our commitment to durability and customer satisfaction.

Experienced and Qualified Team

We have 155+ in-house and retainership engineers, architects, designers, and project managers. With expertise in design, shop drawings, procurement, execution, and handover, our team ensures quality delivery using licensed software like ZW CAD, 3DS Max, Corona, Sketchup, and Vray.

Proven Track Record

We have successfully executed 695+ projects covering over 80 lakh sq. ft. across diverse industries including IT, BFSI, healthcare, FMCG, and real estate. Project sizes ranged from 1,247 sq. ft. to 10+ lakh sq. ft., showcasing versatility and market adaptability.

Commitment to Quality & Green Practices

We are ISO 9001, 14001, and 45001 certified and a founding member of IGBC. Our projects often secure LEED Gold and Platinum certifications by integrating energy efficiency, recycled materials, and green practices. This commitment strengthens client trust and repeat business.







Strengthening Our Edge with High-Value Projects
We aim to strengthen our ability to execute larger Design & Build and General Contracting projects. Recent wins include a ₹1,597 Mn software division project and a ₹1,881 Mn airport renovation. These types of larger size projects enhance margins, scale benefits, and competitive edge.

Client-Centric Approach
We deliver customized fit-out solutions across IT, BFSI, healthcare, FMCG, and more. Our 155+ professionals ensure designs align with client needs, timelines, and global trends, helping us stand apart through innovation, sustainability, and superior quality.

Strategic Expansion Beyond Boundaries
Having executed 695+ projects over 100 lakh sq. ft. across 36+ cities, we are strategically expanding beyond western and southern India. By opening branch offices in high-potential cities, we seek to deepen client relationships and tap into new regional growth opportunities.

Talent as Our Strongest Asset
Our success depends on skilled architects, designers, and engineers. We focus on attracting, retaining, and training talent with continuous learning, exposure to new techniques, and professional growth opportunities, ensuring high-quality project execution.

Strengthening Cash Flow Efficiency
Strong banking arrangements with reputed large private & PSU banks to support in our seamless operations. By optimizing receivables, supplier terms, and cash flows, we maintain financial flexibility, operational efficiency, and a strong foundation for growth.

Strategies

What Eleganz Brings to the Table

ELEGANZ INTERIORS LTD. SINCE 1988

For Clients

Design & Build + General Contracting Expertise
One-stop solution for end-to-end interiors

Turnkey Execution
From bare shell to fully functional handover

Regulatory Compliance
Seamless adherence to safety, sustainability, and statutory norms

Organized & Trusted Partner
38+ years of proven track record with 80% repeat clients

Pan-India Reach with Global Presence
Execution in 12 states, 36+ cities, and international projects

Mechanical Electrical PHE
In house MEP team improves efficiency and cost saving on D&B and GC projects

Sustainability & Global Standards
ISO-certified, IGBC founding member, LEED projects driving long-term demand





For Investors

Diversified Model
Balanced mix of D&B and GC businesses with rising high-margin projects

Backward Integration
In-house manufacturing ensuring cost efficiency and higher margins

Strong Order Book
- Rs 5,468 Mn : Order book as on 31st Mar 2026
- ~Rs 26,000 Mn : Order Pipeline (Success rate: 10% - 15%)

Scalable & Profitable Business
Expanding into international markets and high-value turnkey projects

Clients That Define Global Benchmarks

ELEGANZ INTERIORS LTD.
SINCE 1988



Fortune 500 (U.S. & Global)	S&P 500 (US Blue-chip Index)	Dow Jones Industrial Average (DJIA 30)
Nifty 50 (India)	Sensex 30 (India)	Nifty Next 50 (India)
FTSE 100 (U.K.)	DAX 40 (Germany)	Nikkei 225 (Japan)
Forbes Global 2000	Dow Jones Sustainability Index (DJSI)	



Way Forward

03

Way Forward

Geographic Expansion

International: Established a wholly owned subsidiary to anchor regional expansion, with plans to scale operations across the Middle East; restructuring Singapore entity; and started bidding in international Projects for Design Consultancy

India: Strong presence in Mumbai, Pune, Bengaluru, Hyderabad, Chennai; NCR

1

Data Centers Turnkey Focus

Expanding scope to structural (RCC/shell), landscaping, facade & utilities works, with long-term focus on end-to-end Data Centers turnkey projects, process-driven margin expansion, and international growth (GCC markets).

2

New Factory

Land acquired; setting up a fully automated modular production line, with expansion into soft-suiting (currently outsourced, ~5 – 6% of contract value)

3

Growth & Profitability

Order book (Excluding GST) of ~₹5,468 Mn as on 31st Mar 2026; with ambition to grow; rising share of Design & Build projects expected to further enhance margins (targeting 8–9% EBITDA Margins)





Performance Highlights

04

Management Commentary on H2 & FY26 Results

FY26 has been a defining year for Eleganz Interiors Ltd. While the year began at a moderated pace due to delays in project commencements on the client side, our team demonstrated exceptional operational execution to accelerate momentum in the second half. This robust H2 ramp-up enabled us to comfortably surpass our previous year's benchmarks, closing FY26 with revenues exceeding the ~Rs. 400 cr mark.

A key highlight during the year was the Company's strategic focus on larger and higher-value projects. This calibrated shift in project mix helped improve gross margins, as competition in premium and large-scale projects remains comparatively lower while offering better execution economics and profitability. The management believes this positioning will continue to support margin expansion going forward.

Receivables at the end of FY26 were elevated primarily on account of March being the highest-ever billing month for the Company, with March billing exceeding 40% of H2FY26 revenue. Consequently, year-end receivable levels appeared higher than normal; however, these receivables will normalize over the next 45–90 days in line with standard industry credit cycles.

Looking ahead, the Company remains optimistic about FY27 backed by a strong opening order book of approximately ₹547 cr while our current bidding pipeline stands at approx. Rs 2,600 cr (with 10-15% success rates), providing healthy revenue visibility for the coming year. Supported by a robust pipeline, improving execution momentum, and a favorable project mix, we expect to deliver revenue growth of around 25–30% in FY27 while maintaining EBITDA margins in the range of 8–9%.



Mr. Sammeer Pakvasa
(Chairman Managing Director & CEO)

Half Yearly Performance Highlights (Consolidated)

ELEGANZ INTERIORS LTD. SINCE 1988

Revenue (Rs. Mn)

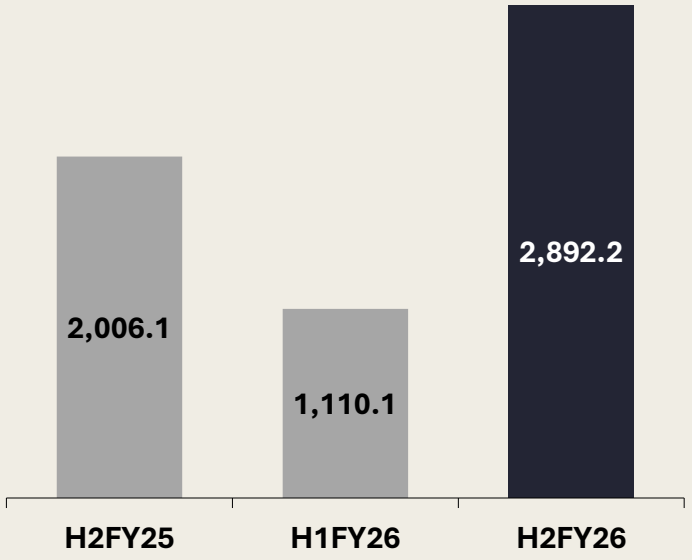

YoY	44.2% ↑	
HoH	160.5% ↑	

EBITDA (Rs. Mn) & EBITDA Margin (%)

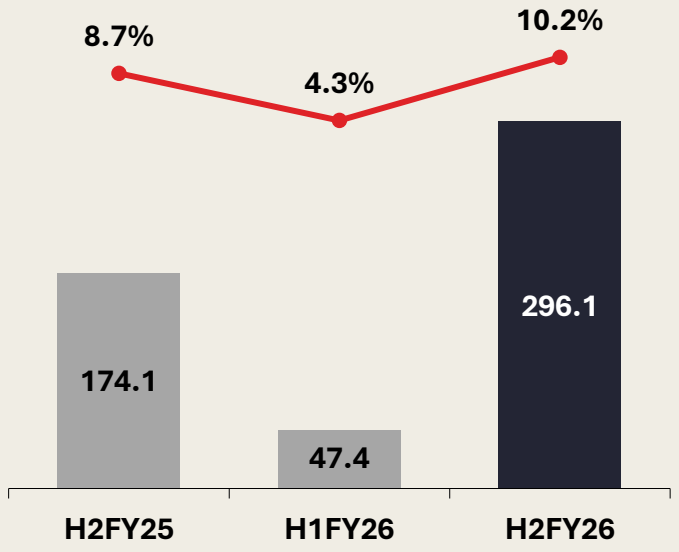

YoY	70.0% ↑	156 bps ↑
HoH	524.7% ↑	597 bps ↑

Net Profit (Rs. Mn) & Net Profit Margin (%)

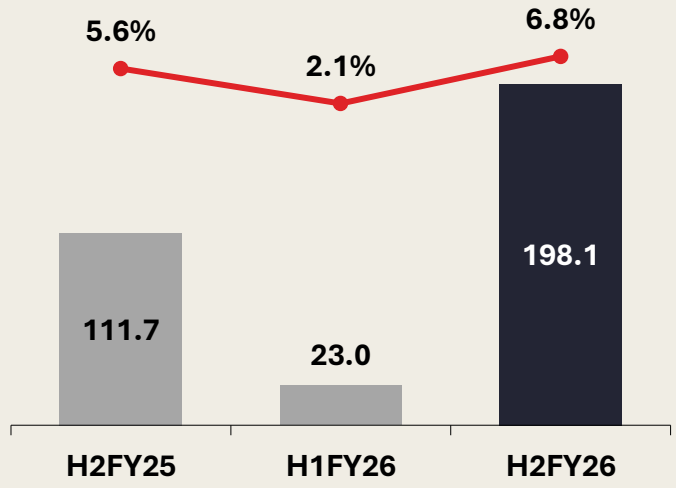

YoY	82.6% ↑	128 bps ↑
HoH	786.7% ↑	478 bps ↑

Half Yearly Income Statement (Consolidated)

Particulars (INR Mn.)	H2FY26	H1FY26	H2FY25	YoY%	HoH%	FY26	FY25	YoY%
Net Sales	**2,892.2**	**1,110.1**	**2,006.1**	**44.2**	**160.5**	**4,002.2**	**3,927.1**	**1.9**
Cost of Goods Sold	2,086.7	781.9	1,496.2	39.5	166.9	2,868.6	2,949.1	-2.7
Gross Profit	**805.5**	**328.2**	**509.9**	**58.0**	**145.4**	**1,133.6**	**978.0**	**15.9**
Gross Margin (%)	**27.8%**	**29.6%**	**25.4%**	**+243 bps**	**-171 bps**	**28.3%**	**24.9%**	**+342 bps**
Employee Expenses	69.3	50.6	58.8	17.8	36.8	119.9	112.6	6.4
Other Expenses	440.1	230.2	277.0	58.9	91.2	670.3	534.9	25.3
EBITDA	**296.1**	**47.4**	**174.1**	**70.0**	**524.7**	**343.5**	**330.5**	**3.9**
EBITDA Margin (%)	**10.2%**	**4.3%**	**8.7%**	**+156 bps**	**+597 bps**	**8.6%**	**8.4%**	**+17 bps**
Other Income	22.5	26.7	16.4	36.9	-15.8	49.1	10.9	350.3
Depreciation	19.4	12.1	15.3	27.2	60.7	31.5	26.9	17.2
EBIT	**299.1**	**62.0**	**175.3**	**70.7**	**382.6**	**361.1**	**314.5**	**14.8**
Interest	20.4	15.7	21.7	-6.2	30.0	36.1	41.6	-13.4
PBT (Before Exceptional Items)	**278.8**	**46.3**	**153.6**	**81.5**	**501.9**	**325.1**	**272.9**	**19.1**
Exceptional Items*	6.0	-	-	-	-	6.0	-	-
PBT	**272.8**	**46.3**	**153.6**	**77.6**	**489.0**	**319.1**	**272.9**	**16.9**
Tax	74.3	15.1	41.8	77.7	392.9	89.4	75.0	19.2
Net Profit (Before Share of Associate)	**198.4**	**31.2**	**111.7**	**77.6**	**535.4**	**229.7**	**197.9**	**16.0**
Share of Profit / Loss of Associate	-0.4	-8.2	-	-	95.4	-8.6	9.2	-100.0
Reported Net Profit	**198.1**	**23.0**	**111.7**	**77.3**	**760.7**	**221.1**	**207.1**	**6.8**
Reported Net Profit Margin (%)	**6.8%**	**2.1%**	**5.6%**	**+128 bps**	**+478 bps**	**5.5%**	**5.3%**	**+25 bps**
Reported EPS (Rs.)	**8.76**	**1.02**	**4.94**	**77.3**	**760.7**	**9.78**	**9.16**	**6.8**

**The Company recognised Rs. 6.0 Mn as an exceptional item towards additional employee benefit obligations for the year ended March 31, 2026, pursuant to the new Labour Codes.*

Annual Performance Highlights (Consolidated)

ELEGANZ INTERIORS LTD. SINCE 1988

Revenue (INR Mn.)

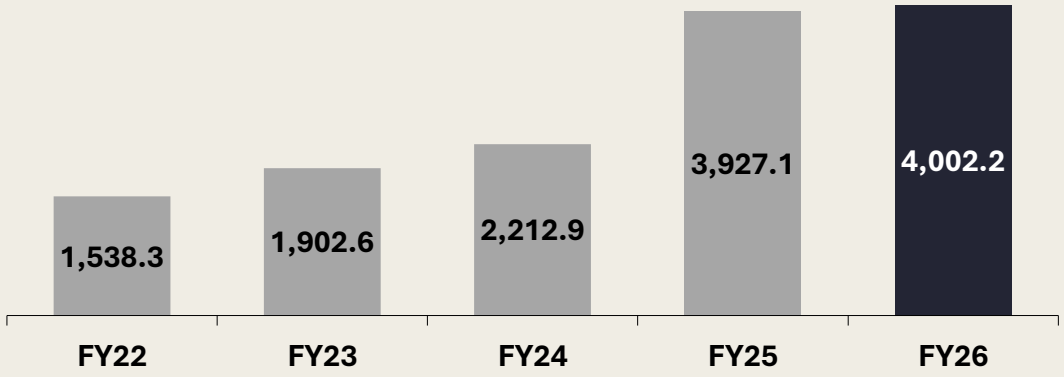

EBITDA (Rs. Mn) & EBITDA Margin (%)

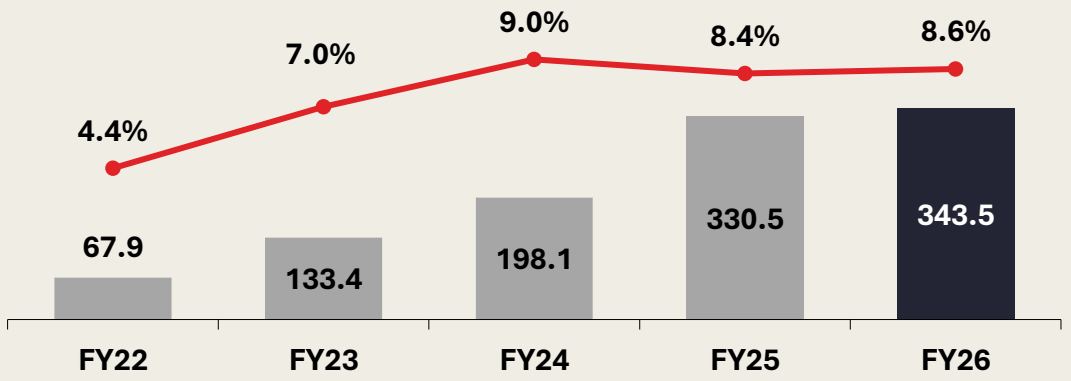

Net Profit (Rs. Mn) & Net Profit Margin (%)

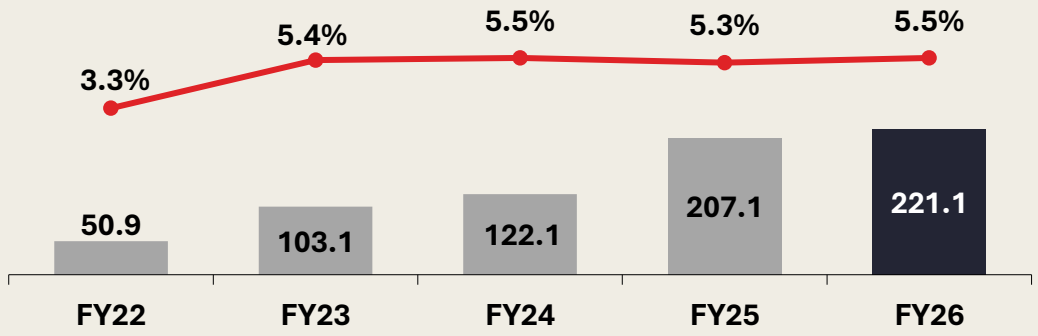

Net Debt to Equity (x)

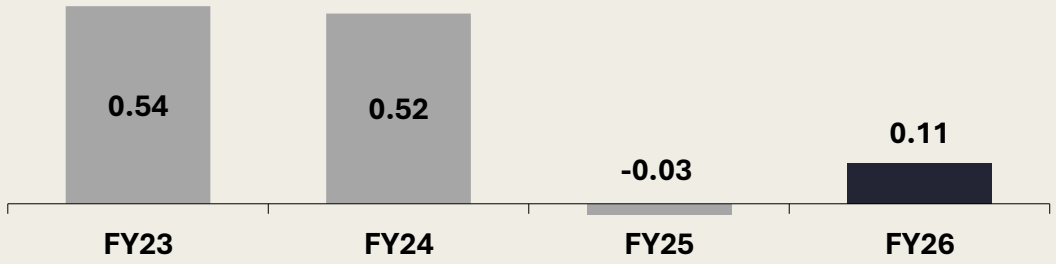

Annual Income Statement (Consolidated)

Particulars (INR Mn.)	FY22	FY23	FY24	FY25	FY26
Net Sales	**1,538.3**	**1,902.6**	**2,212.9**	**3,927.1**	**4,002.2**
Cost of Goods Sold	1,093.8	1,464.6	1,562.1	2,949.1	2,868.6
Gross Profit	**444.5**	**437.9**	**650.8**	**978.0**	**1,133.6**
Gross Margin (%)	**28.9%**	**23.0%**	**29.4%**	**24.9%**	**28.3%**
Employee Expenses	67.8	71.3	93.8	112.6	119.9
Other Expenses	308.8	233.2	358.9	534.9	670.3
EBITDA	**67.9**	**133.4**	**198.1**	**330.5**	**343.5**
EBITDA Margin (%)	**4.4%**	**7.0%**	**9.0%**	**8.4%**	**8.6%**
Other Income	15.1	9.1	17.9	10.9	49.1
Depreciation	12.4	15.0	20.3	26.9	31.5
EBIT	**70.7**	**127.5**	**195.7**	**314.5**	**361.1**
Interest	19.6	22.4	34.9	41.6	36.1
PBT (Before Exceptional Items)	**51.1**	**105.1**	**160.9**	**272.9**	**325.1**
Exceptional Items	-	-	-	-	6.0
PBT	**51.1**	**105.1**	**160.9**	**282.1**	**319.1**
Tax	0.2	2.0	38.8	75.0	89.4
Net Profit (Before Share of Associate)	**50.9**	**103.1**	**122.1**	**197.9**	**229.7**
Share of Profit / Loss of Associate	-	-	-	9.2	-8.6
Reported Net Profit	**50.9**	**103.1**	**122.1**	**207.1**	**221.1**
Reported Net Profit Margin (%)	**3.3%**	**5.4%**	**5.5%**	**5.3%**	**5.5%**
Reported EPS (Rs.)	***530.63**	***1,074.06**	**#7.95**	**$9.16**	**9.78**

*Face Value – Rs. 100

#Stock Split Face Value – Rs. 10 & Bonus Effect

$IPO of Rs. ~78 Crores



Revenue Breakup FY25

State wise

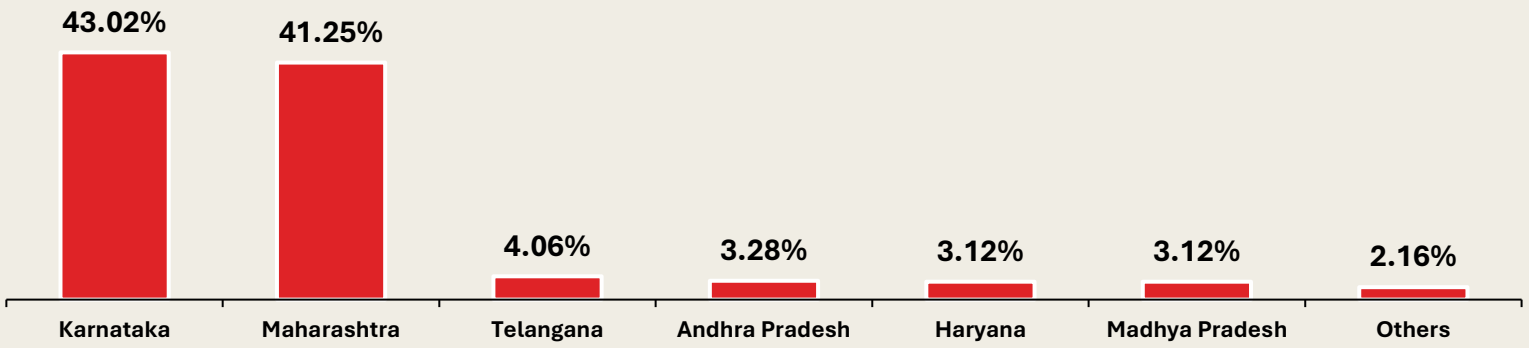

Industry wise

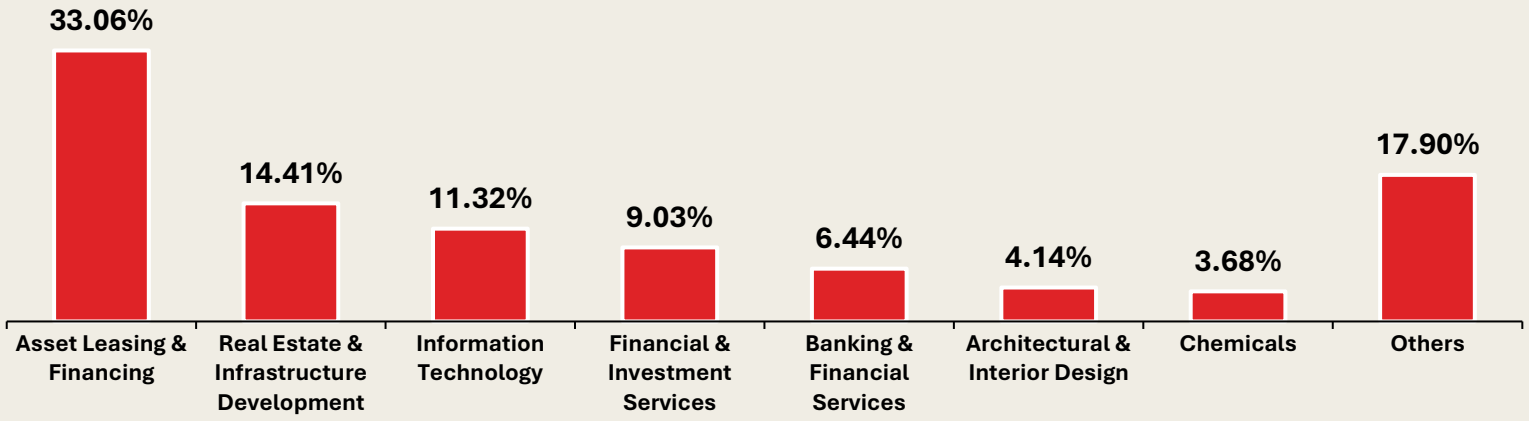

Business Model wise

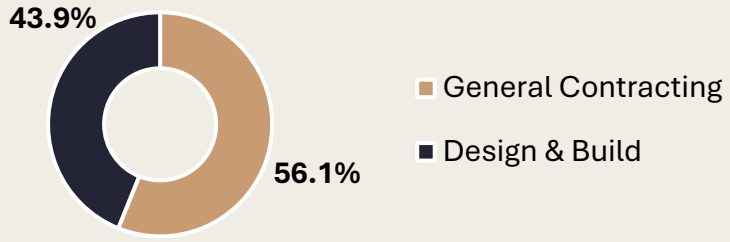

Scope of work

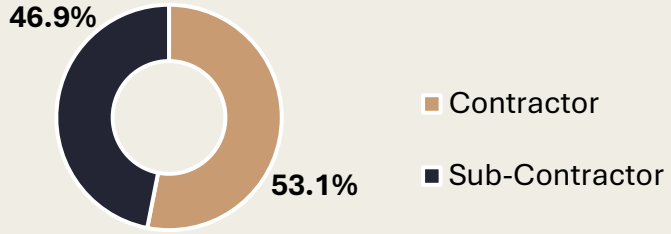

Top Customers wise (FY25)	
Top 5 Customers	54.1%
Top 10 Customers	70.0%

Revenue Breakup FY26

ELEGANZ INTERIORS LTD. SINCE 1988

State wise

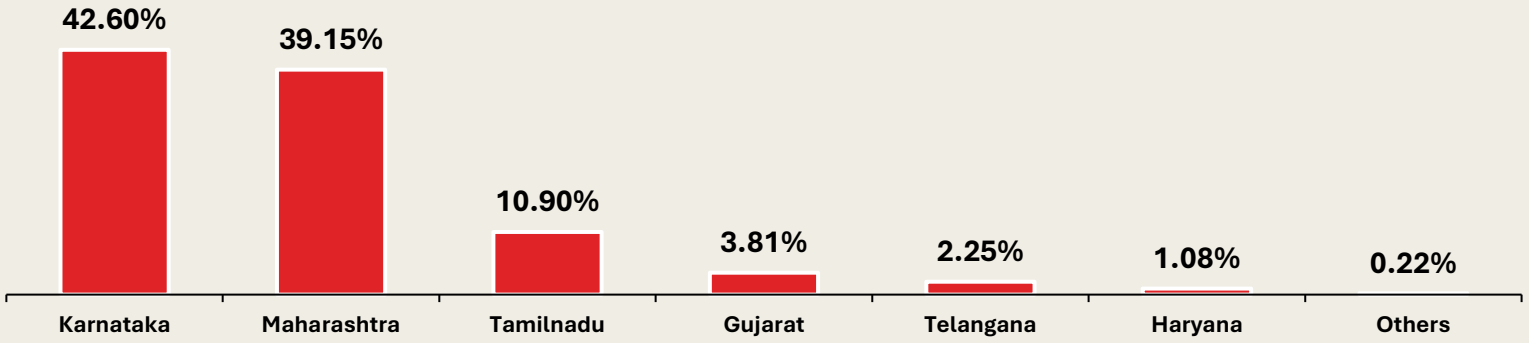

Industry wise

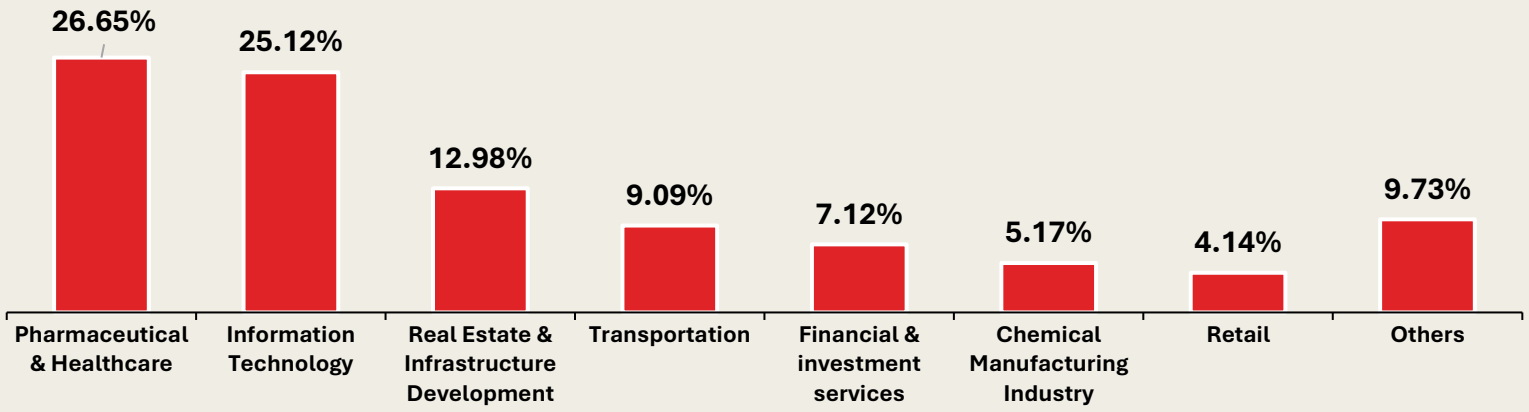

Business Model wise

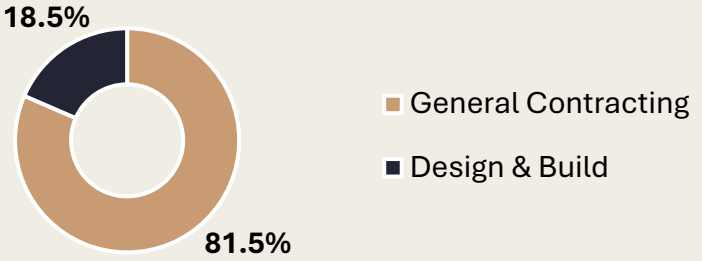

Scope of work

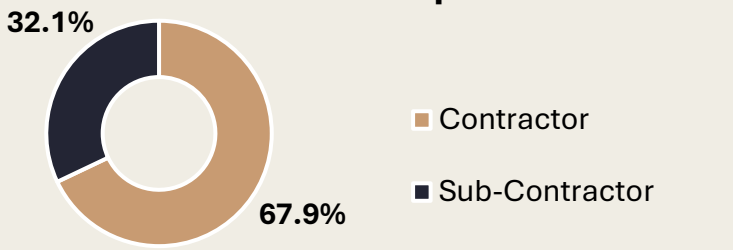

Top Customers wise (FY26)	
Top 5 Customers	48.6%
Top 10 Customers	64.3%

Balance Sheet (Consolidated)

Equity & Liabilities (INR Mn.)	FY24	FY25	FY26
Equity & Liabilities			
Equity			
Equity Share Capital	153.6	226.0	226.0
Reserves and Surplus	360.1	1,298.2	1,519.3
Total Equity	**513.7**	**1,524.2**	**1,745.3**
Non-Current Liabilities			
Long term Borrowings	56.1	17.4	5.7
Long Term Provision	10.1	11.5	23.9
Total Non-Current Liabilities	**66.2**	**28.9**	**29.6**
Current Liabilities			
Short-term borrowings	371.8	38.6	413.5
Trade payables	527.4	327.8	585.8
Other Current Liabilities	241.4	372.8	545.1
Short Term Provisions	0.7	2.8	6.4
Total Current Liabilities	**1,141.3**	**742.0**	**1,550.7**
Total Equity & Liabilities	**1,721.2**	**2,295.1**	**3,325.6**

Assets (INR Mn.)	FY24	FY25	FY26
Non-Current Assets			
Property, Plant & Equipments	64.8	70.8	153.5
Intangible Assets (incl. development)		0.9	6.7
Goodwill on Consolidation	49.2	49.2	49.2
Non-current Investments	26.5	35.7	27.1
Deferred Tax Asset	2.5	4.6	8.4
Long Term Loans & Advances	11.0	462.0	509.4
Other Non Current Assets	7.9	12.3	19.1
Total Non-Current Assets	**161.9**	**635.5**	**773.5**
Current Assets			
Inventories	503.6	680.2	354.1
Sundry Debtors	478.1	432.5	1,509.1
Cash and Bank	161.3	101.9	221.9
Other Current Assets	256.5	310.9	340.1
Short Term Loans and Advances	159.9	134.1	126.9
Total Current Assets	**1,559.4**	**1,659.6**	**2,552.1**
Total Assets	**1,721.3**	**2,295.1**	**3,325.6**



Annexures

05

AWARDS & RECOGNITION

Awarded with :

“Outlook Business Award 2023”

Company of the Year- Design & Build Fit-out Firm

Nominated for:

“Best mid-size D&B office 2024”











Awarded with

“GYPROC TROPHY 2022”

“GYPROC TROPHY 2024”

Certifications





ISO-45001
Quality &
Safety





IGBC
Certification







LEED GOLD
Certifications




ELEGANZ
INTERIORS LTD.
SINCE 1988
Let's
Redefine
Spaces
Together
Mumbai | Pune | Bengaluru |
Hyderabad | Chennai | NCR |
Ahmedabad | UAE | Singapore



Eleganz Interiors Limited

Gala Nos. 1-7, Ground Floor, Sarita ‘B’,
Prabhat Industrial Estate,
W. E. Highway, Dahisar (E),
Mumbai - 400068.
cs@eleganz.co.in | www.eleganz.co.in

KAPTIFY® Consulting

Strategy & Investor Relations | Consulting
info@kaptify.in | +91-845 288 6099
www.kaptify.in

Contact.

Key Abbreviations used in this Presentation

D&B – Design & Build
GC – General Contracting
GCC – Global Capability Centres

