SADHAV
Dream It. Do It.
Sadhav Shipping Ltd.

Ref: SSL/NSE/039/2026-2027 **Date: 11/08/2026**

To,
The General Manager,
Listing Department,
National Stock Exchange of India Limited,
Exchange Plaza, Bandra Kurla Complex,
Mumbai – 400051.

COMPANY CODE: SADHAV

SUBJECT: INVESTOR PRESENTATION

Dear Sir/ Ma'am,

Pursuant to the Regulation 30 of the Securities and Exchange Board of India (Listing Obligations and Disclosure Requirement) Regulations, 2015, please find enclosed herewith Investor Presentation on Un - Audited Standalone and Consolidated Financial Results for the quarter ended 30th June, 2026.

The Investor Presentation is uploaded on the website of the Company i.e. www.sadhavshipping.com.

You are requested to kindly take the above information on record.

Yours faithfully,

For Sadhav Shipping Limited

VEDANT KAMALKANT CHOUDHURY
Digitally signed by VEDANT KAMALKANT CHOUDHURY
Date: 2026.08.11 13:03:07 +05'30'

Vedant Choudhury
Whole Time Director & CEO
DIN: 07694884

Corporate Office
618, Laxmi Plaza, New Link Road,
Andheri (W), Mumbai 400053
+91 22 4000 33 55
+91 22 4000 33 66

shipping@sadhav.com
www.sadhavshipping.com
CIN : L35100MH1996PLC101909

Registered Office
521, Loha Bhavan, P.D' Mello Rd,
Masjid (E), Mumbai 400009
+91 22 2348 25 24
+91 22 2348 25 26

SADHAV SHIPPING LTD.

Dream it. Do it.



Investor Presentation – Q1 FY27

Disclaimer

This presentation and the accompanying slides (the **"Presentation"),** which have been prepared by Sadhav Shipping Limited (the **"Company"),** have been prepared solely for information purposes and do not constitute any offer, invitation or recommendation to purchase or subscribe for any securities, and shall not form the basis or be relied upon in connection with any contract or binding commitment whatsoever.

This Presentation contains statements that constitute forward-looking statements. These statements include descriptions regarding the intent, belief or current expectations of the Company and/or its management with respect to the **Company's** future performance, financial condition, results of operations and business strategy. Such forward-looking statements are not guarantees of future performance and involve known and unknown risks, uncertainties and other factors beyond the control of the Company that may cause actual results to differ materially from those expressed or implied in such statements.

No representation or warranty, express or implied, is made as to, and no reliance should be placed on, the fairness, accuracy, completeness or correctness of the information or opinions contained herein. The information contained in this Presentation is subject to change without notice and the Company undertakes no obligation to publicly update or revise any forward-looking statements, whether as a result of new information, future events or otherwise.

This Presentation includes certain industry data and market information obtained from industry publications and publicly available sources. While such information is believed to be reliable, it has not been independently verified by the Company and no representation is made as to its accuracy or completeness.

This Presentation is strictly confidential and may not be copied, reproduced, distributed or redistributed, directly or indirectly, to any other person or published, in whole or in part, for any purpose without prior written consent of the Company. By accessing this Presentation, the recipient agrees to be bound by the foregoing limitations and restrictions.



Table of Contents

Q1 FY27 Key Operational & Financial Highlights

Industry Overview

Company Overview

Business Scenario

Financial Performance

Way Ahead

Q1 FY27 Key Operational & Financial Highlights

Key Operational Highlights

- Secured a ₹18.07 crore long-term Mumbai Port Authority contract, enhancing recurring revenue visibility and expanding its port services footprint.
- Ordered four new FRP composite pilot and security boats (with an option for two more) to strengthen fleet capabilities and support future growth.
- Board approved the proposal to incorporate a joint venture company between Sadhav Shipping Limited, Sadhav Offshore Engineering Private Limited and Rural Enhancers Projects Private Limited to expand the Company's business operations creating opportunities for growth in the maritime services space.

Financial Snapshot

	Q1 FY27	FY26	
Revenue	₹ 31.23 crore	Revenue	₹ 97.55 crore
EBITDA	₹ 8.00 crore	EBITDA	₹ 25.82 crore
PAT	₹ 3.40 crore	PAT	₹ 14.72 crore



Industry Scenario



Industry & **Market Opportunity**

Rising offshore charter rates due to supply challenges

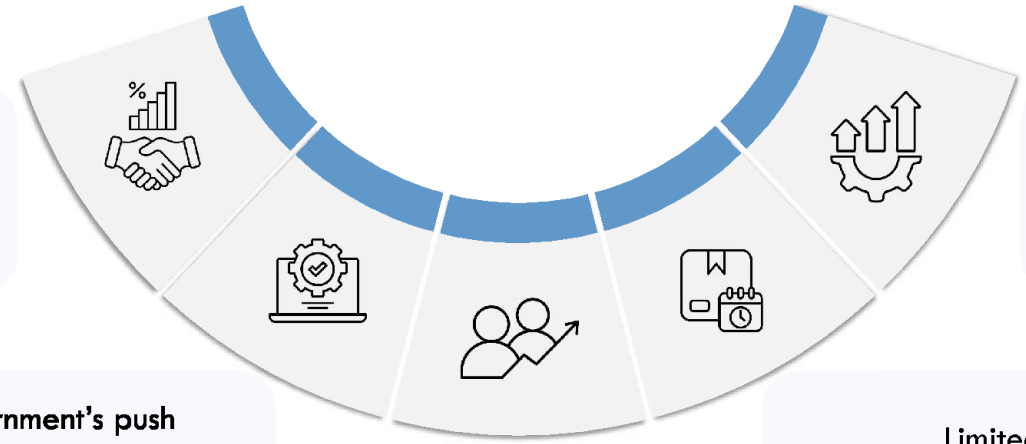

Environmental frameworks increasing demand for OSR services

Government's push on port-led development, Maritime Amritkaal Vision 2047

Growing outsourcing opportunity in Port Services

Limited availability of modern vessels

Maritime Amrit **Kaal Vision 2047**

National Vision 2047 Targets

Sustainable and Green Maritime (Harit Sagar)

- Global hub for green shipbuilding
- Reduce carbon intensity
- Green Hydrogen hubs

Port Modernization and Capacity Expansion

- Higher handling capacity 4X (10,000 MTPA)
- Develop mega ports (e.g., Vadhavan)

Enhancing Coastal Shipping and Waterways

- Increase coastal shipping modal share
- Operationalize 50+ waterways

Blue Economy and Offshore Energy

- Strengthen energy security
- Promote offshore wind energy

Sadhav Shipping's Opportunities

Offshore Logistics and Emergency Response

- High-**spec OSVs for India's exploration and** production support
- Fleet positioning for Search & Rescue
- Expansion of Offshore crew transfer fleet

Oil Spill Leadership

- Upgradation of OSR Facilities to cater to Tier 2 requirements.
- Scale-up as emergency response solutions provider for the maritime industry.
- Increase the outreach of services to Indian and Intl. Oil Companies with operations in India

Green Port Services and New Geographies

- Demand for pilot/patrol boats at mega-ports
- New tech boats, electric tugs and harbour crafts
- First-mover advantage in new greenfield Ports

Key Takeaway

Sadhav Shipping is not just a service provider but also a critical enabler of the Amrit Kaal Vision. By aligning fleet expansion and operational capabilities with the nation's 2047 goals, Sadhav is securing a long-term, policy-backed growth.

Key Trends Transforming **The Shipping Sector**

Offshore Energy Security

Industry Trend

- Uptick in ONGC E&P activity.
- New energy fields in Andaman & Nicobar Islands.

Sadhav's Strategic Fit

- High-Spec OSVs for deep-water support.
- Future Ready: Management and systems are in place to build-on with capacity additions

Port Capacity Expansion

Industry Trend

- Vision 2030 targets 4X capacity increase.
- Development of mega-ports (Vadhavan).

Sadhav's Strategic Fit

- Scalable Services: Rising demand for pilot/patrol boats.
- New Geographies: First-mover advantage in new ports.

Decarbonization & Sustainability

Industry Trend

- Global push for Net Zero by 2070.
- Stricter pollution control regulations.

Sadhav's Strategic Fit

- **Market Leader: India's 1st Port**-based Tier-1 Oil Spill Response facility.
- Green Fleet: Transitioning to electric harbor crafts.

Company Overview



Company At a Glance

Incorporated in **1996**

Headquartered in **Mumbai**

Fleet of **20+ owned and chartered vessels**

7 Indian Ports

400+ sailing personnel

Listed on **NSE Emerge**

Pan-India coastal presence

Integrated maritime services Company with focus on:

- Offshore logistics
- Port services
- Coastal logistics
- Oil spill response and specialised marine services

Our Vision

Our quest is to provide unparalleled services to **exceed our customers'** satisfaction and to put our Nation and our Company on the World Map of Maritime Services.

Our Mission

We shall do so with foundations built to last and serving the greater benefit of the Company and the Society with grounded values and corporate ethics.

Key Strengths

SADHAV
Dream it. Do it.

Elite Leadership & Governance

A veteran C-suite combining decades of maritime expertise with institution-grade professional discipline.

Sector-Leading Equity

Strong industry goodwill, built on a long-standing reputation for reliability and stakeholder trust.

Value-Driven Culture

Operations anchored in CAIR (Commitment, Accountability, Integrity, Respect), ensuring greater transparency and ethical conduct.

Preferred Strategic Partner

Registered vendor status with tier-1 institutions like ONGC and DRDO, proving rigorous compliance and operational excellence.

Diversified Maritime Services Platform

Providing integrated solutions across offshore logistics, coastal transportation, port services and specialised marine operations through a diversified fleet and operational capabilities.

Journey So Far

1996 — Company Incorporated, started lighterage operations in Mumbai Port with MT Satyam

1999 — Took delivery of 1st New Build of Company, DB Shivam

2006 — 1st to start Coal Lighterage Operations in Mumbai

2007 — 1st to start diesel export to Bangladesh via NW2, from Numaligarh to Bangladesh

2012 — Purchased 1st Offshore Supply Vessel, MV Aadya

2015 — Established **India's 1st** Tier 1 Oil Spill Response Centre in Mumbai / JNPA Harbour.

2015 — Purchased **the company's** 2nd Offshore Supply Vessel, MV Adwita

2016 — Took delivery of 120T AHTS, MV Saroja Blessing

2017 — Started Hydrographic Survey operations for Paradip Port with MV Sarvekshak

2021 — Bagged 3 contracts with ONGC including 2 renewal contracts

2022 — Purchased MV Canara Pride

2024 — Listed on NSE Emerge, Purchased Sadhav Anusha to pioneer Passenger Operations for ONGC.

2025 — Successfully completed the upgradation of Canara Pride to DP2

2026 — Chennai Port entry

Sadhav Shivani launch

Expansion into defence-linked OSV

Management Team



Capt. Kamal Kant Choudhury
Chairman & Managing Director



Vedant K. Choudhury
CEO



Sanjivan Sontakke
Executive Director (Operations)



Abhas Ch. Choudhury
Executive Director (Paradip)



Shyam Sundar Banik
Executive Director (Finance)



AVS Murty
COO



Nilakantha P. Sahu
CFO



Madhuri Rathi
CS



Business

Overview

Verticals & **Services**



OFFSHORE SUPPLY VESSEL (OSV)

Owning and Operating high quality Dynamic Positioning ships supporting Offshore exploration and production of Oil & Gas



PORT SERVICES

Owning and Operating a wide range of port crafts for the Ports .Includes skilled personnel for specific duties.



OIL SPILL RESPONSE (OSR)

Operating in conjunction with various ports and agencies to mitigate any oil spill in the harbours, coastal areas and high seas.

Fleet & Asset Base

20 vessels across categories

- Offshore Supply Vessels (OSVs)
- Pilot boats
- Work boats
- Survey vessels
- Oil spill response vessels

Assets deployed across

- Offshore oil & gas fields
- Major ports
- Coastal & inland waterways

Offshore Logistics

4 ships



Port Services

10 Boats and Crafts



Oil Spill Response

6 Ships, Boats and Crafts



New **Horizons**

Electric Push, Port Tugs and Harbour Crafts



National Green Tug Transition Programme (GTTP)

- Objective: To have 50 Green Tugs in India by 2047
- Contract Duration: 15 years
- Some Ports have already awarded the contracts.
- Sadhav has positioned itself with a players having a lower Capex model to rake in the benefits of the GTTP.

Marquee **Clientele**

SADHAV
Dream It. Do It.

ओएनजीसी
ONGC

नव मंगलूर पत्तन प्राधिकरण
NEW MANGALORE PORT AUTHORITY

Mumbai Port Authority
1873

दीनदयाल पत्तन प्राधिकरण
DEENDAYAL PORT AUTHORITY

PARADIP PORT AUTHORITY
पारादीप बन्दरगाह

राष्ट्र की सेवा में परमाणु
भा प अ कें
BARC
ATOMS IN THE SERVICE OF THE NATION

Bharat
Petroleum

सेवा सुरक्षा शांति

एस सी आई
SCI

JSW

Financial Performance



Management Comment



Mr. Vedant K. Choudhury
Director & CEO

"Q1 FY27 marked a strong start to the financial year as we continued to strengthen our integrated maritime services platform through long-term contract wins, expansion in the port services segment, and investments in specialised marine assets. During the quarter, securing the Mumbai Port Authority pilot launch services contract further enhanced our portfolio of recurring revenue contracts and reinforced our presence across India's key maritime hubs.

Our financial performance during the quarter reflects the steady execution of our growth strategy. The Company reported Revenue from Operations of ₹31.2 crore, EBITDA of ₹8.0 crore, and PAT of ₹3.4 crore, supported by continued operational efficiency and prudent capital deployment. Looking ahead, we remain focused on expanding our portfolio of annuity-based contracts, enhancing fleet capabilities, and deepening our presence across India's maritime ecosystem.

With increasing investments in port infrastructure and growing demand for specialised marine services, we believe Sadhav Shipping is well positioned to create sustainable long-term value for all stakeholders."

Profit & Loss Statement – Quarterly

Particulars (Rs. Cr)	Q1 FY27	Q4 FY26	QoQ %
Revenue from operations	**31.2**	**34.3**	**-9%**
Other income	0.3	0.5	
Total income	31.6	34.9	
Cost of Materials Consumed	17.9	17.2	
Employee benefits expense	3.6	4.0	
Other expenses	2.1	6.2	
EBITDA	**8.0**	**7.4**	**+8%**
EBITDA Margin (%)	***25%***	***21%***	
Depreciation and amortisation expense	2.22	2.0	
Finance costs	1.54	1.9	
Profit before tax	**4.2**	**3.5**	**+21%**
Total Tax (Deferred)	0.8	0.4	
PAT	**3.4**	**3.2**	**+8%**
PAT Margins (%)	***11%***	***9%***	
EPS (Basic)	**2.11**	**1.07**	

Profit & Loss Statement – Annual

Particulars (Rs. Cr)	FY26	FY25	YoY %
Revenue from operations	**97.6**	**96.9**	**+1%**
Other income	1.0	0.58	
Total income	**98.6**	**97.4**	
Cost of Materials Consumed	45.7	44.8	
Employee benefits expense	14.6	14.98	
Other expenses	12.5	6.33	
EBITDA	**25.8**	**31.3**	**-17%**
EBITDA Margin (%)	***26%***	***32%***	
Depreciation and amortisation expense	8.4	7.47	
Finance costs	6.8	6.41	
Profit before tax	**10.7**	**17.42**	**-39%**
Total Tax	-4.1	5.66	
PAT	**14.7**	**11.75**	**+25%**
PAT Margins	***15%***	***12%***	
EPS (Basic)	**9.13**	**8.19**	

Balance Sheet

Particulars (Rs. Cr)	Mar-26	Mar-25
Property, plant and equipment	144.7	202.5
Capital Work-in-progress	6.9	3.1
Intangible assets	-	0.0
Other non-current assets	0.4	0.4
Total non-current assets	**152.1**	**206.0**
Investments in Joint Ventures/ Associates	0.0	-
Current Assets	22.6	13.7
Other financial assets	20.0	9.7
Other current assets	17.0	22.6
Total current assets	**59.7**	**46.0**
Total assets	**211.8**	**252.0**

Particulars (Rs. Cr)	Mar-26	Mar-25
Equity share capital	16.1	14.4
Other equity	85.2	85.1
Total equity	**101.3**	**99.5**
Borrowings	72.7	101.2
Deferred Tax Liabilities	8.3	12.4
Long term provisions	1.2	1.1
Total non-current liabilities	**82.2**	**114.7**
Short term borrowings	8.5	9.1
Trade payables – Total outstanding dues of micro and small enterprises	0.6	1.3
Trade payables - Total O/s dues to creditors other than micro & small enterprises	13.0	16.3
Other Current Liabilities	5.8	10.7
Short term provisions	0.4	0.4
Total current liabilities	**28.3**	**37.9**
Total liabilities	**110.5**	**152.5**
Total equity and liabilities	**211.8**	**252.0**

Note: Consolidated FY26 results largely reflect standalone operations, as certain subsidiaries/associates are at an early stage of business operations.

Way

Ahead



Way **Ahead**

EXPAND PORT SERVICES PRESENCE



- Increase participation and presence across major Indian ports
- Strengthen mooring and harbour operations capabilities
- Expand long-term port service engagements

STRENGTHEN OFFSHORE & COASTAL LOGISTICS



- Expand offshore vessel deployment capabilities
- Increase coastal logistics and marine support operations
- Focus on specialised offshore contracts

FOCUS ON RECURRING & SPECIALISED MARINE SERVICES



- Increase share of long-term annuity-style contracts
- Strengthen oil spill response and marine safety services
- Maintain disciplined capital allocation and operational efficiency

"Building on our strengths to create long-term value"



SADHAV
Dream It. Do It.

Ms. Madhuri Rathi
Company Secretary
cs@sadhav.com

Investor Relations Advisors
Adfactors Investor Relations

Ms. Mamta Samat
mamta.samat@adfactorspr.com
+91 99306 25104

Ms. Nishita Bhatt
nishita.bhatt@adfactorspr.com
+91 8691998270

Thank You