**Date: May 29, 2026**

To,
The Deputy General Manager,
BSE Limited,
Phiroze Jeejeebhoy Towers,
Dalal Street,
Mumbai – 400 001.

**Reg: Security Code No. 531888.**

**Sub: Outcome of the Board Meeting held dated May 29, 2026.**

Dear Sir,

Pursuant to Regulation 30 & Regulation 33 of SEBI (LODR) Regulations, 2015, we wish to inform you that the Board of Directors at their Meeting held today (i.e. **Friday, May 29, 2026**), has:

1. Approved the Audited Financial Results (Standalone and Consolidated) for the quarter and year ended March 31, 2026 duly reviewed and recommended by the Audit Committee alongwith the Audit Report received from the Statutory Auditors.

   Pursuant to Regulation 33 of SEBI (Listing Obligation and Disclosure Requirements) Regulations, 2015, we are enclosing herewith the following:

   - Audited Financial Results (i.e. Standalone and Consolidated) for the Quarter and year ended March 31, 2026 along with the Statement of Assets and Liabilities and Cash Flow Statement of the Company as on that date.
   - Auditors Report on the Financial Results (i.e. Standalone and Consolidated) received from the Statutory Auditors of the Company for the Quarter and year ended March 31, 2026.
   - Declaration regarding the Auditor's report with unmodified opinion on the Audited Financial Results (i.e. Standalone and Consolidated) of the Company for the financial year ended on March 31, 2026.

2. Approved Director's Report along with annexure's for the Financial Year ended March 31, 2026.

3. Approved the Re-appointment of **M/s. R.J. Rathi & Co.**, Chartered Accountants, as the Internal Auditors of the Company for the Financial year 2026-27, based on recommendation of the Audit Committee. The relevant details as required under Regulation 30 of the Listing Regulations and SEBI circulars are enclosed as Annexure I.

4. On the recommendation of Audit Committee, approved entering into Agreements with M/s. R. K. Management Services and M/s. S. K. Management Services, related parties pursuant to the provisions of Companies Act, 2013 and SEBI (Listing Obligations and Disclosure Requirements) Regulations, 2015. The relevant details as required under Regulation 30 of SEBI (Listing Obligations and Disclosure Requirements) Regulations, 2015, as amended, read with SEBI Master Circular no. HO/49/14/14(7)2025-CFD-POD2/I/3762/2026 issued on July 11, 2023 and updated on January 30, 2026 will be intimated upon execution of the Agreements.

The results along with the QR code will be published in the newspapers in terms of Regulation 47(1) (b) of SEBI (LODR) Regulations, 2015 in due course.

The full format of the financial results shall be available on the website of the Stock exchange where equity shares of the Company are listed i.e www.bseindia.com and on Company's website https://www.rexnordindia.com/

The Meeting of the Board commenced at 3.00 P.M. and concluded at 5.00 P.M.

Kindly take the same on record and acknowledge.

Thanking You,

Yours Faithfully,
**For REXNORD ELECTRONICS AND CONTROLS LIMITED**

KISHORECHAND KEWAL TALWAR
Digitally signed by KISHORECHAND KEWAL TALWAR
Date: 2026.05.29 17:39:14 +05'30'

**KISHORECHAND KEWAL TALWAR**
**CHAIRMAN AND MANAGING DIRECTOR**
**(DIN: 00351751)**

M/S. REXNORD ELECTRONICS & CONTROLS LTD.

Encl.: as above

## Annexure-I

### Disclosure required under Regulation 30 of SEBI Listing Regulations

| Particulars | Details |
|---|---|
| Reason for Change viz, appointment, ~~death, resignation, removal or otherwise~~ | Re-appointment of **M/s. R.J. Rathi & Co.**, Chartered Accountants, as the Internal Auditors of the Company on the recommendation of the Audit Committee, for the F.Y. 2026-27. |
| Date of Appointment & Terms of Appointment | Date of Re-appointment: May 29, 2026.<br><br>The Re-appointment of **M/s. R.J. Rathi & Co.**, Chartered Accountants, as the Internal Auditors of the Company shall be for a period of 1 (one) year, with effect from April 1, 2026 till March 31, 2027. |
| Brief Profile (in case of appointment) | M/s R.J. Rathi & Co., Chartered Accountants, are practicing Chartered Accountants in practice since 1980 in Name & style as R. J. Rathi & Co. It is a Proprietary Concern. Their FRN is 130023W. They are engaged in Statutory Audit of Private Limited Companies & Branches of Some Ltd. Companies. |
| Disclosure of relationships between directors (in case of appointment of a director) | Not Applicable |

## STATEMENT OF STANDALONE AUDITED FINANCIAL RESULTS

**Part - I**

**(Rs. in lakhs)**

(Except per share data)

| S. No. | Particulars | Standalone | | | | |
|---|---|---|---|---|---|---|
| | | Quarter ended | | | Year ended | |
| | | 31-Mar-26 Audited Refer Note 3 | 31-Dec-25 Unaudited | 31-Mar-25 Audited Refer Note 3 | 31-Mar-26 Audited | 31-Mar-25 Audited |
| I | Revenue from operations | | | | | |
| | a) Sales | 2,986.74 | 2,947.81 | 3,151.06 | 11,745.55 | 10,838.11 |
| | b) Other operating revenue (Refer note 5 below ) | 405.02 | 2.58 | 2.65 | 410.32 | 10.19 |
| | **Total Revenue from operations** | **3,391.76** | **2,950.39** | **3,153.71** | **12,155.87** | **10,848.30** |
| II | Other income | 25.26 | 20.08 | 42.80 | 91.83 | 156.09 |
| III | **Total Income (I+II)** | **3,417.02** | **2,970.47** | **3,196.51** | **12,247.70** | **11,004.39** |
| IV | **Expenses:** | | | | | |
| | a) Cost of material consumed | 1,773.51 | 1,442.38 | 1,936.81 | 6,803.84 | 6,436.33 |
| | b) Change in inventories of finished goods, stock in trade and work in progress | (187.62) | 621.53 | (150.54) | (4.58) | (336.91) |
| | c) Employee benefits expense | 253.18 | 270.53 | 348.29 | 1,240.02 | 1,336.57 |
| | d) Finance costs | 61.45 | 60.94 | 82.74 | 281.24 | 283.88 |
| | e) Depreciation and amortisation expense | 211.35 | 212.00 | 194.31 | 839.15 | 679.00 |
| | f) Other expenses | 650.58 | 518.57 | 594.26 | 2,331.12 | 1,882.56 |
| | **Total Expenses (IV)** | **2,762.45** | **3,125.95** | **3,005.87** | **11,490.79** | **10,281.43** |
| V | **Profit / (Loss) before exceptional items and tax (III-IV)** | **654.57** | **(155.48)** | **190.64** | **756.91** | **722.96** |
| VI | Exceptional Items (Refer note 6 below) | 11.47 | 59.89 | 39.10 | 71.36 | 39.10 |
| VII | **Profit / (Loss) before tax (V-VI)** | **643.10** | **(215.37)** | **151.54** | **685.55** | **683.86** |
| VIII | Tax expense: | | | | | |
| | (i) Current tax | 216.82 | (36.58) | 51.01 | 248.07 | 190.71 |
| | (ii) Deferred tax | (51.05) | (14.57) | (9.45) | (61.37) | (13.73) |
| | **Total tax expense (VIII)** | **165.77** | **(51.15)** | **41.56** | **186.70** | **176.98** |
| IX | **Profit /(Loss) for the period from continuing operations (VII-VIII)** | **477.33** | **(164.22)** | **109.98** | **498.85** | **506.88** |
| X | Profit / (Loss) from discontinued operations | - | - | - | - | - |
| XI | Tax expense of discontinued operations | - | - | - | - | - |
| XII | **Profit / (Loss) from discontinued operations (after tax) (X-XI)** | - | - | - | - | - |
| XIII | **Profit /(Loss) for the period (IX+XII)** | **477.33** | **(164.22)** | **109.98** | **498.85** | **506.88** |
| XIV | Other comprehensive income | | | | | |
| | (a) Items that will not be reclassified to profit or loss | | | | | |
| | Remeasurement of defined benefit obligations | 1.51 | 5.45 | 3.92 | 7.63 | 1.12 |
| | Income tax on above | 0.38 | 1.37 | 0.98 | 1.92 | 0.28 |
| | (b) Items that will be reclassified subsequently to profit or loss | | | | | |
| | Effective portion of gain (loss) on cash flow hedges | - | - | - | - | - |
| | Income tax on above | - | - | - | - | - |
| | **Total other comprehensive income** | **1.13** | **4.08** | **2.94** | **5.71** | **0.84** |
| XV | **Total comprehensive income for the period (XIII+XIV) (Comprising** | **478.46** | **(160.14)** | **112.92** | **504.56** | **507.72** |
| XVI | **Paid up equity share capital (Face value of each equity share Rs.10/-)** | **1,325.91** | **1,325.91** | **1,325.91** | **1,325.91** | **1,325.91** |
| XVII | **Other equity** | - | - | - | **8,514.22** | **8,009.66** |
| XVIII | **Earnings per equity share (for continuing operations)** | | | | | |
| | Basic (Rs.) | **3.60** | **(1.24)** | **0.83** | **3.76** | **4.13** |
| | Diluted (Rs.) | **3.60** | **(1.24)** | **0.83** | **3.76** | **4.13** |
| XIX | **Earnings per equity share (for discontinued operations)** | | | | | |
| | Basic (Rs.) | - | - | - | - | - |
| | Diluted (Rs.) | - | - | - | - | - |
| XX | **Earnings per equity share (for discontinued and continuing operations)** | | | | | |
| | Basic (Rs.) | **3.60** | **(1.24)** | **0.83** | **3.76** | **4.13** |
| | Diluted (Rs.) | **3.60** | **(1.24)** | **0.83** | **3.76** | **4.13** |

M/S. REXNORD ELECTRONICS & CONTROLS LTD.

**STATEMENT OF STANDALONE ASSETS AND LIABILITIES AS AT 31ST MARCH 2026**

**(Rs. in lakhs)**

| Particulars | Standalone | |
|---|---|---|
| | **As at 31.03.2026 Audited** | As at 31.03.2025 Audited |
| **ASSETS** | | |
| **Non-current assets** | | |
| Property, plant and equipment | **4061.51** | 3731.15 |
| Right-of-use asset | **2565.51** | 3050.05 |
| Capital-work-in-progress (CWIP) | **158.31** | 80.40 |
| Intangible assets | **0.55** | 3.13 |
| Financial assets | | |
| Investments | **200.00** | 200.00 |
| Loans | **37.86** | 22.00 |
| Other financial assets | **328.64** | 396.69 |
| Deferred tax assets (net) | **28.98** | 0.00 |
| Income tax assets (net) | **0.00** | 11.42 |
| Other non-current assets | **4.95** | 63.57 |
| **Total non-current assets** | **7386.31** | 7558.41 |
| **Current assets** | | |
| Inventories | **3790.83** | 3315.49 |
| Financial assets | | |
| Investments | **0.06** | 0.08 |
| Trade receivables | **1033.52** | 995.61 |
| Cash and cash equivalents | **350.09** | 59.06 |
| Bank balances other than cash and cash equivalents above | **535.00** | 1450.00 |
| Loans | **16.43** | 9.72 |
| Other financial assets | **410.70** | 14.92 |
| Other current assets | **323.69** | 281.45 |
| **Total current assets** | **6460.32** | 6126.33 |
| **TOTAL ASSETS** | **13846.63** | 13684.74 |
| **EQUITY AND LIABILITIES** | | |
| **Equity** | | |
| Equity share capital | **1325.91** | 1325.91 |
| Other equity | **8514.22** | 8009.66 |
| **Total equity** | **9840.13** | 9335.57 |
| **Liabilities** | | |
| **Non-current liabilities** | | |
| Financial Liabilities | | |
| Borrowings | **47.86** | 36.59 |
| Lease liabilities | **907.77** | 1408.89 |
| Other financial liabilities | **0.00** | 4.43 |
| Provisions | **69.29** | 45.27 |
| Deferred tax liabilities (net) | **0.00** | 30.48 |
| Other non-current liabilities | **0.00** | 0.14 |
| **Total non-current liabilities** | **1024.92** | 1525.80 |
| **Current liabililties** | | |
| Financial Liabilities | | |
| Borrowings | **691.11** | 1647.83 |
| Lease liabilities | **519.91** | 462.89 |
| Trade payables | | |
| Total outstanding dues of Micro enterprises and Small enterprises | **149.10** | 86.39 |
| Total outstanding dues of creditors other than Micro enterprises and Small enterprises | **693.57** | 359.62 |
| Other financial liabilities | **206.20** | 178.58 |
| Other current liabilities | **541.99** | 76.19 |
| Provisions | **64.25** | 11.87 |
| Income-tax liabilities (Net) | **115.45** | 0.00 |
| **Total current liabilities** | **2981.58** | 2823.37 |
| **TOTAL EQUITY AND LIABILITIES** | **13846.63** | 13684.74 |

M/S. REXNORD ELECTRONICS & CONTROLS LTD.

**REXNORD ELECTRONICS AND CONTROLS LIMITED**

**STANDALONE CASH FLOW STATEMENT FOR THE YEAR ENDED 31ST MARCH 2026**

(Amount in Rs. Lakhs)

| Particulars | For the year ended 31.03.2026 | | For the year ended 31.03.2025 | |
|---|---|---|---|---|
| **A) CASH FLOWS FROM OPERATING ACTIVITIES** | | | | |
| Profit before tax | **685.55** | | 683.86 | |
| Adjustments for | | | | |
| Depreciation and amortization | **839.15** | | 679.00 | |
| (Profit)/loss on sale of property, plant & equipment and intangible assets (net) | **0.47** | | (3.52) | |
| Loss on discarding of furniture fixture and other assets acquired with MIDC Land & Building | **0.00** | | 53.16 | |
| Gain on termination of lease | **0.00** | | (4.51) | |
| Allowances for impairment in value of investment in debentures no longer required | **0.00** | | (14.06) | |
| Unrealised exchange (gain)/ loss | **30.48** | | (0.51) | |
| Net (gain)/loss on investments including fair value | **0.02** | | 0.00 | |
| Interest income | **(69.41)** | | (135.80) | |
| Dividend income | **0.00** | | 0.00 | |
| Interest and other borrowing costs | **245.92** | | 263.55 | |
| Operating profit before working capital changes | **1732.18** | | 1521.17 | |
| Adjustments for : | | | | |
| Trade receivables | **(37.90)** | | (348.63) | |
| Other receivables | **(444.22)** | | (114.68) | |
| Inventories | **(475.34)** | | (713.32) | |
| Trade payables | **396.67** | | 193.11 | |
| Other payables | **572.70** | | 81.27 | |
| Cash generated from operations | **1744.09** | | 618.92 | |
| Direct taxes paid | **(121.20)** | | (209.15) | |
| Cash flow before extraordinary items | **1622.89** | | 409.77 | |
| Extraordinary items | **0.00** | | 0.00 | |
| NET CASH FROM/(USED IN) OPERATING ACTIVITIES | | **1622.89** | | 409.77 |
| **B) CASH FLOWS FROM INVESTING ACTIVITIES** | | | | |
| Proceeds from sale of property, plant & equipment | **20.22** | | 4.48 | |
| Purchase of property, plant & equipment including ROU, CWIP and Capital Advances | **(804.32)** | | (2796.20) | |
| Purchase of intangible assets | **(0.20)** | | (0.52) | |
| Proceeds from sale of investments | **0.00** | | 14.06 | |
| Loan given to subsidiary | **(22.12)** | | (3.50) | |
| Loan refund received from subsidiary | **0.12** | | 14.00 | |
| (Increase)/ decrease in deposits | **(6.72)** | | (2.26) | |
| (Increase)/ decrease in lease deposits | **0.00** | | (120.59) | |
| Increase/(decrease) in security deposits on premises given on lease | **4.00** | | 5.00 | |
| (Increase)/ decrease in bank fixed deposits | **1014.50** | | 300.00 | |
| Interest income | **51.66** | | 118.76 | |
| Dividend income | **0.00** | | 0.00 | |
| NET CASH FROM/(USED IN) INVESTING ACTIVITIES | | **257.14** | | (2466.77) |
| **C) CASH FLOW FROM FINANCING ACTIVITIES** | | | | |
| Proceeds from issue of share capital including premium | **0.00** | | 1716.75 | |
| Proceeds from non current borrowings | **35.00** | | 37.00 | |
| Repayment of non current borrowings | **(25.59)** | | (15.41) | |
| Proceeds from current borrowings | **1735.00** | | 1842.19 | |
| Repayment of current borrowings | **(2015.86)** | | (1513.73) | |
| Repayment of lease liability | **(382.01)** | | (373.71) | |
| Change in working capital borrowings from banks | **(704.50)** | | 627.62 | |
| Interest and other borrowing costs | **(231.04)** | | (260.36) | |
| NET CASH FROM/ (USED IN) FINANCING ACTIVITIES | | **(1589.00)** | | 2060.35 |
| NET INCREASE IN CASH AND CASH EQUIVALENTS (A+B+C) | | **291.03** | | 3.35 |
| OPENING BALANCE OF CASH AND CASH EQUIVALENTS | | **59.06** | | 55.71 |
| CLOSING BALANCE OF CASH AND CASH EQUIVALENTS | | **350.09** | | 59.06 |

M/S. REXNORD ELECTRONICS & CONTROLS LTD.

Notes:

1 The above financial results have been reviewed by the Audit Committee and approved by the Board of Directors at its meeting held on 29th May 2026. The Statutory Auditors Report does not have any qualification / modification.

2 The above results have been prepared in accordance with Indian Accounting Standards ('Ind AS ') notified under section 133 of the Companies Act, 2013, read together with the Companies (Indian Accounting Standards) Rules, 2015 as amended from time to time.

3 The figures for the quarter ended 31st March, 2026, are balancing figures between audited figures in respect of the full financial year ended 31st March, 2026 and published year to date figures up to the third quarter ended 31st December, 2025 which were reviewed by the statutory auditors. Similarly, the figures for the quarter ended 31st March, 2025, are balancing figures between audited figures in respect of the full financial year ended 31st March, 2025 and published year to date figures up to the third quarter ended 31st December, 2024 which were reviewed by statutory auditors.

4 The Company is predominantly engaged in the business of manufacture of "Instrument Cooling Fans / Motors", which in the context of Indian Accounting Standard (Ind AS) 108 on 'Operating Segments', constitutes a single reportable segment.

5 The Other Operating Revenue for the quarter and year ended March 31, 2026, includes Rs. 402.76 lakhs toward the Industrial Promotion Subsidy (IPS) under the Maharashtra Electronics Policy 2016 (read with the Package Scheme of Incentives). The income has been recognized under Ind AS 20 based on reasonable assurance of eligibility following the receipt of the formal Eligibility Certificate dated November 12, 2025, and subsequent sanction letters dated March 10, 2026, from the Directorate of Industries, Government of Maharashtra.
Out of the total recognized income, Rs. 251.05 lakhs pertains to admissible claims for earlier periods (comprising Rs. 99.34 lakhs for FY 2023-24 and Rs. 151.71 lakhs for FY 2024-25) which crystallized upon receipt of approvals during the current year. The remaining Rs. 151.71 lakhs represent the estimated accrual based on operations for the current financial year (FY 2025-26) for which claim application has been filed on May 20, 2026 with the Directorate of Industries, Government of Maharashtra. As of March 31, 2026 , the outstanding receivable stands at Rs. 402.76 lakhs and is classified under Other Current Financial Assets.

6 Exceptional Items: (₹ in Lakhs)

| Particulars | Quarter ended | | | Year ended | |
|---|---|---|---|---|---|
| | 31-Mar-26 | 31-Dec-25 | 31-Mar-25 | 31-Mar-26 | 31-Mar-25 |
| | Audited | Unaudited | Audited | Audited | Audited |
| Loss on discarding of furniture fixture and other assets acquired with MIDC Land & Building | - | - | 53.16 | - | 53.16 |
| Allowances for impairment in value of investment in debentures no longer required | - | - | (14.06) | - | (14.06) |
| One time impact of New labour codes* | 11.47 | 59.89 | - | 71.36 | - |
| Total exceptional items | **11.47** | **59.89** | **39.10** | **71.36** | **39.10** |

*Effective 21 November 2025, the Government of India has consolidated multiple existing labour legislations into a unified framework comprising four Labour Codes i.e. Code on Wages, 2019; Industrial Relations Code, 2020; Code on Social Security, 2020; and Occupational Safety, Health and Working Conditions Code, 2020 (collectively referred to as the 'New Labour Codes'). The Ministry of Labour & Employment also published Central Rules on 8th May 2026 and FAQs to enable assessment of the financial impact due to changes in these regulations. The Company has ascertained its estimated obligation under the New Labour Codes based on actuarial valuation and best estimate in accordance with Ind AS 19 - 'Employee Benefits'. Accordingly, the Company has recognised an incremental estimated obligation aggregating to ₹ 11.47 and ₹ 71.36 lakhs as an 'Exceptional item' on account of employees' past services in the standalone financial results for the quarter and year ended 31 March 2026 respectively. This recognition is consistent with guidance provided by the Institute of Chartered Accountants of India. The Central Rules in conjunction with draft State Rules and clarifications from the Government on other aspects of the Labour Codes are being monitored and appropriate accounting effect, if any, will be provided on the basis of such developments.

7 The figures for the previous period/year have been regrouped/reclassified wherever necessary, to confirm to current period/year classification.

For and on behalf of the Board
**REXNORD ELECTRONICS AND CONTROLS LIMITED**

M/S. REXNORD ELECTRONICS & CONTROLS LTD.

**KISHORECHAND TALWAR**
CHAIRMAN & MANAGING DIRECTOR
DIN : 00351751

Place : Mumbai
Date : 29th May 2026

**INDEPENDENT AUDITOR'S REPORT ON THE AUDIT OF THE STANDALONE ANNUAL FINANCIAL RESULTS**

**TO THE BOARD OF DIRECTORS OF**
**REXNORD ELECTRONICS AND CONTROLS LIMITED**

**Report on the Audit of the Standalone Annual Financial Results**

**Opinion**

We have audited the accompanying standalone annual financial results of **Rexnord Electronics and Controls Limited** (hereinafter referred to as the "Company") for the year ended 31st March 2026, being submitted by the Company pursuant to the requirement of Regulation 33 of the Securities and Exchange Board of India (Listing Obligations and Disclosure Requirements) Regulations, 2015, as amended ("Listing Regulations").

In our opinion and to the best of our information and according to the explanations given to us, aforesaid standalone annual financial results:

a. are presented in accordance with the requirements of Regulation 33 of the Listing Regulations in this regard; and

b. give a true and fair view in conformity with the recognition and measurement principles laid down in the applicable Indian Accounting Standards and other accounting principles generally accepted in India, of the net profit and other comprehensive income and other financial information for the year ended 31st March 2026.

**Basis for Opinion**

We conducted our audit in accordance with the Standards on Auditing ("SAs") specified under section 143(10) of the Companies Act, 2013 ("the Act"). Our responsibilities under those SAs are further described in the *Auditor's Responsibilities for the Audit of the Standalone Annual Financial Results* section of our report. We are independent of the Company in accordance with the Code of Ethics issued by the Institute of Chartered Accountants of India together with the ethical requirements that are relevant to our audit of the standalone financial statements under the provisions of the Act, and the Rules thereunder, and we have fulfilled our other ethical responsibilities in accordance with these requirements and the Code of Ethics. We believe that the audit evidence obtained by us, is sufficient and appropriate to provide a basis for our opinion on the standalone annual financial results.

**Management's and Board of Directors' Responsibilities for the Standalone Annual Financial Results**

These standalone annual financial results have been prepared on the basis of the standalone annual financial statements.

The Company's Management and the Board of Directors are responsible for the preparation and presentation of these standalone annual financial results that give a true and fair view of the net profit and other comprehensive income and other financial information in accordance with the recognition and measurement principles laid down in the Indian Accounting Standards prescribed under Section 133 of the Act read with relevant rules issued thereunder

and other accounting principles generally accepted in India and in compliance with Regulation 33 of the Listing Regulations. This responsibility also includes maintenance of adequate accounting records in accordance with the provisions of the Act for safeguarding of the assets of the Company and for preventing and detecting frauds and other irregularities; selection and application of appropriate accounting policies; making judgments and estimates that are reasonable and prudent; and design, implementation and maintenance of adequate internal financial controls, that were operating effectively for ensuring the accuracy and completeness of the accounting records, relevant to the preparation and presentation of the standalone annual financial results that give a true and fair view and are free from material misstatement, whether due to fraud or error.

In preparing the standalone annual financial results, the Management and the Board of Directors are responsible for assessing the Company's ability to continue as a going concern, disclosing, as applicable, matters related to going concern and using the going concern basis of accounting unless the Board of Directors either intends to liquidate the Company or to cease operations, or has no realistic alternative but to do so.

The Board of Directors is also responsible for overseeing the Company's financial reporting process.

**Auditor's Responsibilities for the Audit of the Standalone Annual Financial Results**

Our objectives are to obtain reasonable assurance about whether the standalone annual financial results as a whole are free from material misstatement, whether due to fraud or error, and to issue an auditor's report that includes our opinion. Reasonable assurance is a high level of assurance, but is not a guarantee that an audit conducted in accordance with SAs will always detect a material misstatement when it exists. Misstatements can arise from fraud or error and are considered material if, individually or in the aggregate, they could reasonably be expected to influence the economic decisions of users taken on the basis of these standalone annual financial results.

As part of an audit in accordance with SAs, we exercise professional judgment and maintain professional skepticism throughout the audit. We also:

- Identify and assess the risks of material misstatement of the standalone annual financial results, whether due to fraud or error, design and perform audit procedures responsive to those risks, and obtain audit evidence that is sufficient and appropriate to provide a basis for our opinion. The risk of not detecting a material misstatement resulting from fraud is higher than for one resulting from error, as fraud may involve collusion, forgery, intentional omissions, misrepresentations, or the override of internal control.
- Obtain an understanding of internal control relevant to the audit in order to design audit procedures that are appropriate in the circumstances. Under Section 143(3) (i) of the Act, we are also responsible for expressing our opinion through a separate report on the complete set of standalone financial statements on whether the Company has adequate internal financial controls with reference to standalone financial statements in place and the operating effectiveness of such controls.
- Evaluate the appropriateness of accounting policies used and the reasonableness of accounting estimates and related disclosures in the standalone annual financial results made by the Management and Board of Directors.



- Conclude on the appropriateness of the Management and the Board of Directors' use of the going concern basis of accounting and, based on the audit evidence obtained, whether a material uncertainty exists related to events or conditions that may cast significant doubt on the Company's ability to continue as a going concern. If we conclude that a material uncertainty exists, we are required to draw attention in our auditor's report to the related disclosures in the standalone annual financial results or, if such disclosures are inadequate, to modify our opinion. Our conclusions are based on the audit evidence obtained up to the date of our auditor's report. However, future events or conditions may cause the Company to cease to continue as a going concern.
- Evaluate the overall presentation, structure and content of the standalone annual financial results, including the disclosures, and whether the standalone annual financial results represent the underlying transactions and events in a manner that achieves fair presentation.

We communicate with those charged with governance regarding, among other matters, the planned scope and timing of the audit and significant audit findings, including any significant deficiencies in internal control that we identify during our audit.

We also provide those charged with governance with a statement that we have complied with relevant ethical requirements regarding independence, and to communicate with them all relationships and other matters that may reasonably be thought to bear on our independence, and where applicable, related safeguards.

**Other Matter(s)**

The standalone annual financial results include the results for the quarter ended 31st March 2026 being the balancing figures between the audited figures in respect of full financial year and the published unaudited year to date figures upto third quarter of the current financial year which were subject to limited review by us.

**For R S Agrawal & Associates**
Chartered Accountants
(Firm Registration No.100156W)






O. P. Agrawal
Partner
M. No. 045862
UDIN: 26045862NQSRCP1708

Mumbai, 29th May, 2026

## STATEMENT OF CONSOLIDATED AUDITED FINANCIAL RESULTS

**Part - I**

**(Rs. in lakhs)**
(Except per share data)

| S. No. | Particulars | Consolidated | | | | |
|---|---|---|---|---|---|---|
| | | Quarter ended | | | Year ended | |
| | | 31-Mar-26 Audited Refer Note 3 | 31-Dec-25 Unaudited | 31-Mar-25 Audited Refer Note 3 | 31-Mar-26 Audited | 31-Mar-25 Audited |
| I | Revenue from operations | | | | | |
| | a) Sales | 2,986.74 | 2,947.81 | 3,151.06 | 11,745.55 | 10,838.11 |
| | b) Other operating revenue (Refer note 5 below ) | 405.02 | 2.58 | 2.65 | 410.32 | 10.19 |
| | **Total Revenue from operations** | **3,391.76** | **2,950.39** | **3,153.71** | **12,155.87** | **10,848.30** |
| II | Other income | 24.39 | 19.41 | 41.88 | 88.96 | 152.41 |
| III | **Total Income (I+II)** | **3,416.15** | **2,969.80** | **3,195.59** | **12,244.83** | **11,000.71** |
| IV | **Expenses:** | | | | | |
| | a) Cost of material consumed | 1,773.51 | 1,442.38 | 1,936.81 | 6,803.84 | 6,436.33 |
| | b) Change in inventories of finished goods, stock in trade and work in progress | (187.62) | 621.53 | (150.54) | (4.58) | (336.91) |
| | c) Employee benefits expense | 253.18 | 270.53 | 348.29 | 1,240.02 | 1,336.57 |
| | d) Finance costs | 61.59 | 61.28 | 82.76 | 282.43 | 283.97 |
| | e) Depreciation and amortisation expense | 211.72 | 212.39 | 194.82 | 840.89 | 681.23 |
| | f) Other expenses | 651.61 | 518.57 | 595.21 | 2,332.36 | 1,884.30 |
| | **Total Expenses (IV)** | **2,763.99** | **3,126.68** | **3,007.35** | **11,494.96** | **10,285.49** |
| V | **Profit / (Loss) before exceptional items and tax (III-IV)** | **652.16** | **(156.88)** | **188.24** | **749.87** | **715.22** |
| VI | Exceptional Items (Refer note 6 below) | 11.47 | 59.89 | 39.10 | 71.36 | 39.10 |
| VII | **Profit / (Loss) before tax (V-VI)** | **640.69** | **(216.77)** | **149.14** | **678.51** | **676.12** |
| VIII | Tax expense: | | | | | |
| | (i) Current tax | 216.82 | (36.58) | 51.01 | 248.07 | 190.71 |
| | (ii) Deferred tax | (51.05) | (14.57) | (9.45) | (61.37) | (13.73) |
| | **Total tax expense (VIII)** | **165.77** | **(51.15)** | **41.56** | **186.70** | **176.98** |
| IX | **Profit /(Loss) for the period from continuing operations (VII-VIII)** | **474.92** | **(165.62)** | **107.58** | **491.81** | **499.14** |
| X | Profit / (Loss) from discontinued operations | - | - | - | - | - |
| XI | Tax expense of discontinued operations | - | - | - | - | - |
| XII | **Profit / (Loss) from discontinued operations (after tax) (X-XI)** | - | - | - | - | - |
| XIII | **Profit /(Loss) for the period (IX+XII)** | **474.92** | **(165.62)** | **107.58** | **491.81** | **499.14** |
| XIV | Other comprehensive income | | | | | |
| | (a) Items that will not be reclassified to profit or loss | | | | | |
| | Remeasurement of defined benefit obligations | 1.51 | 5.45 | 3.92 | 7.63 | 1.12 |
| | Income tax on above | 0.38 | 1.37 | 0.98 | 1.92 | 0.28 |
| | (b) Items that will be reclassified subsequently to profit or loss | | | | | |
| | Effective portion of gain (loss) on cash flow hedges | - | - | - | - | - |
| | Income tax on above | - | - | - | - | - |
| | **Total other comprehensive income** | **1.13** | **4.08** | **2.94** | **5.71** | **0.84** |
| XV | **Total comprehensive income for the period (XIII+XIV) (Comprising** | **476.05** | **(161.54)** | **110.52** | **497.52** | **499.98** |
| XVI | **Net Profit attributable to:** | | | | | |
| | a) Owners of the Company | 474.92 | (165.62) | 107.58 | 491.81 | 499.14 |
| | b) Non Controlling Interest | - | - | - | - | - |
| | **Other Comprehensive Income attributable to:** | | | | | |
| | a) Owners of the Company | 1.13 | 4.08 | 2.94 | 5.71 | 0.84 |
| | b) Non Controlling Interest | - | - | - | - | - |
| | **Total Comprehensive Income attributable to:** | | | | | |
| | a) Owners of the Company | 476.05 | (161.54) | 110.52 | 497.52 | 499.98 |
| | b) Non Controlling Interest | - | - | - | - | - |
| XVII | **Paid up equity share capital (Face value of each equity share Rs.10/-)** | **1,325.91** | **1,325.91** | **1,325.91** | **1,325.91** | **1,325.91** |
| XVIII | **Other equity** | - | - | - | **8,376.99** | **7,879.47** |
| XIX | **Earnings per equity share (for continuing operations)** | | | | | |
| | Basic (Rs.) | **3.58** | **(1.25)** | 0.81 | **3.71** | **4.06** |
| | Diluted (Rs.) | **3.58** | **(1.25)** | 0.81 | **3.71** | **4.06** |
| XX | **Earnings per equity share (for discontinued operations)** | | | | | |
| | Basic (Rs.) | - | - | - | - | - |
| | Diluted (Rs.) | - | - | - | - | - |
| XXI | **Earnings per equity share (for discontinued and continuing operations)** | | | | | |
| | Basic (Rs.) | **3.58** | **(1.25)** | 0.81 | **3.71** | **4.06** |
| | Diluted (Rs.) | **3.58** | **(1.25)** | 0.81 | **3.71** | **4.06** |

M/S. REXNORD ELECTRONICS & CONTROLS LTD.

**STATEMENT OF CONSOLIDATED ASSETS AND LIABILITIES AS AT 31ST MARCH 2026**

**(Rs. in lakhs)**

| Particulars | Consolidated | |
|---|---|---|
| | **As at 31.03.2026 Audited** | As at 31.03.2025 Audited |
| **ASSETS** | | |
| **Non-current assets** | | |
| Property, plant and equipment | **4171.40** | 3842.78 |
| Right-of-use asset | **2565.51** | 3050.05 |
| Capital-work-in-progress (CWIP) | **158.31** | 80.40 |
| Intangible assets | **0.55** | 3.13 |
| Financial assets | | |
| Loans | **2.86** | 0.00 |
| Other financial assets | **328.74** | 396.79 |
| Deferred tax assets (net) | **28.98** | 0.00 |
| Income tax assets (net) | **0.00** | 11.42 |
| Other non-current assets | **4.95** | 63.57 |
| **Total non-current assets** | 7261.30 | 7448.14 |
| **Current assets** | | |
| Inventories | **3790.83** | 3315.49 |
| Financial assets | | |
| Investments | **0.06** | 0.08 |
| Trade receivables | **1033.52** | 995.61 |
| Cash and cash equivalents | **351.60** | 60.02 |
| Bank balances other than cash and cash equivalents above | **535.00** | 1450.00 |
| Loans | **2.43** | 4.72 |
| Other financial assets | **410.70** | 14.92 |
| Other current assets | **324.69** | 281.45 |
| **Total current assets** | 6448.83 | 6122.29 |
| **TOTAL ASSETS** | 13710.13 | 13570.43 |
| **EQUITY AND LIABILITIES** | | |
| **Equity** | | |
| Equity share capital | **1325.91** | 1325.91 |
| Other equity | **8376.99** | 7879.47 |
| **Total equity** | 9702.90 | 9205.38 |
| **Liabilities** | | |
| **Non-current liabilities** | | |
| Financial Liabilities | | |
| Borrowings | **47.86** | 36.59 |
| Lease liabilities | **907.77** | 1408.89 |
| Other financial liabilities | **0.00** | 4.43 |
| Provisions | **69.29** | 45.27 |
| Deferred tax liabilities (net) | **0.00** | 30.48 |
| Other non-current liabilities | **0.00** | 0.14 |
| **Total non-current liabilities** | 1024.92 | 1525.80 |
| **Current liabililties** | | |
| Financial Liabilities | | |
| Borrowings | **691.11** | 1662.83 |
| Lease liabilities | **519.91** | 462.89 |
| Trade payables | | |
| Total outstanding dues of Micro enterprises and Small enterprises | **149.10** | 86.39 |
| Total outstanding dues of creditors other than Micro enterprises and Small enterprises | **693.86** | 359.96 |
| Other financial liabilities | **206.52** | 178.98 |
| Other current liabilities | **542.11** | 76.33 |
| Provisions | **64.25** | 11.87 |
| Income-tax liabilities (Net) | **115.45** | 0.00 |
| **Total current liabilities** | 2982.31 | 2839.25 |
| **TOTAL EQUITY AND LIABILITIES** | 13710.13 | 13570.43 |

M/S. REXNORD ELECTRONICS & CONTROLS

**REXNORD ELECTRONICS AND CONTROLS LIMITED**

**CONSOLIDATED CASH FLOW STATEMENT FOR THE YEAR ENDED 31ST MARCH 2026**

**(Amount in Rs. Lakhs)**

| Particulars | For the year ended 31.03.2026 | | For the year ended 31.03.2025 | |
|---|---|---|---|---|
| **A) CASH FLOWS FROM OPERATING ACTIVITIES** | | | | |
| Profit before tax | **678.51** | | 676.12 | |
| Adjustments for | | | | |
| Depreciation and amortization | **840.89** | | 681.23 | |
| (Profit)/loss on sale of property, plant & equipment and intangible assets (net) | **0.47** | | (3.52) | |
| Loss on discarding of furniture fixture and other assets acquired with MIDC Land & Building | **0.00** | | 53.16 | |
| Gain on termination of lease | **0.00** | | (4.51) | |
| Allowances for impairment in value of investment in debentures no longer required | **0.00** | | (14.06) | |
| Unrealised exchange (gain)/ loss | **30.48** | | (0.51) | |
| Net (gain)/loss on investments including fair value | **0.02** | | 0.00 | |
| Interest income | **(66.54)** | | (132.12) | |
| Dividend income | **0.00** | | 0.00 | |
| Interest and other borrowing costs | **247.11** | | 263.64 | |
| Operating profit before working capital changes | **1730.94** | | 1519.43 | |
| Adjustments for : | | | | |
| Trade receivables | **(37.90)** | | (348.63) | |
| Other receivables | **(445.22)** | | (114.68) | |
| Inventories | **(475.34)** | | (713.32) | |
| Trade payables | **396.62** | | 193.16 | |
| Other payables | **572.68** | | 81.27 | |
| Cash generated from operations | **1741.78** | | 617.23 | |
| Direct taxes paid | **(121.20)** | | (209.15) | |
| Cash flow before extraordinary items | **1620.58** | | 408.08 | |
| Extraordinary items | **0.00** | | 0.00 | |
| NET CASH FROM/(USED IN) OPERATING ACTIVITIES | | **1620.58** | | 408.08 |
| **B) CASH FLOWS FROM INVESTING ACTIVITIES** | | | | |
| Proceeds from sale of property, plant & equipment | **20.22** | | 4.48 | |
| Purchase of property, plant & equipment including ROU, CWIP and Capital Advances | **(804.32)** | | (2796.20) | |
| Purchase of intangible assets | **(0.20)** | | (0.52) | |
| Proceeds from sale of investments | **0.00** | | 14.06 | |
| (Increase)/ decrease in deposits | **(6.72)** | | (2.36) | |
| (Increase)/ decrease in lease deposits | **0.00** | | (120.59) | |
| Increase/(decrease) in security deposits on premises given on lease | **4.00** | | 5.00 | |
| (Increase)/ decrease in bank fixed deposits | **1014.50** | | 300.00 | |
| Interest income | **48.79** | | 115.09 | |
| Dividend income | **0.00** | | 0.00 | |
| NET CASH FROM/(USED IN) INVESTING ACTIVITIES | | **276.27** | | (2481.04) |
| **C) CASH FLOW FROM FINANCING ACTIVITIES** | | | | |
| Proceeds from issue of share capital & premium | **0.00** | | 1716.75 | |
| Proceeds from non current borrowings | **35.00** | | 37.00 | |
| Repayment of non current borrowings | **(25.59)** | | (15.41) | |
| Proceeds from current borrowings | **1735.00** | | 1857.19 | |
| Repayment of current borrowings | **(2030.86)** | | (1513.73) | |
| Repayment of lease liability | **(382.01)** | | (373.71) | |
| Change in working capital borrowings from banks | **(704.50)** | | 627.62 | |
| Interest and other borrowing costs | **(232.31)** | | (260.37) | |
| NET CASH FROM/ (USED IN) FINANCING ACTIVITIES | | **(1605.27)** | | 2075.34 |
| NET INCREASE IN CASH AND CASH EQUIVALENTS (A+B+C) | | **291.58** | | 2.38 |
| OPENING BALANCE OF CASH AND CASH EQUIVALENTS | | **60.02** | | 57.64 |
| CLOSING BALANCE OF CASH AND CASH EQUIVALENTS | | **351.60** | | 60.02 |

M/S. REXNORD ELECTRONICS & CONTROLS LTD.

Notes:

1 The above financial results have been reviewed by the Audit Committee and approved by the Board of Directors at its meeting held on 29th May 2026. The Statutory Auditors Report does not have any qualification / modification.

2 The above results have been prepared in accordance with Indian Accounting Standards ('Ind AS ') notified under section 133 of the Companies Act, 2013, read together with the Companies (Indian Accounting Standards) Rules, 2015 as amended from time to time.

3 The figures for the quarter ended 31st March, 2026, are balancing figures between audited figures in respect of the full financial year ended 31st March, 2026 and published year to date figures up to the third quarter ended 31st December, 2025 which were reviewed by the statutory auditors. Similarly, the figures for the quarter ended 31st March, 2025, are balancing figures between audited figures in respect of the full financial year ended 31st March, 2025 and published year to date figures up to the third quarter ended 31st December, 2024 which were reviewed by statutory auditors.

4 The Group is primarily engaged in the business of manufacture of "Instrument Cooling Fans / Motors", which in the context of Indian Accounting Standard (Ind AS) 108 on 'Operating Segments', constitutes a single reportable segment.

5 The Other Operating Revenue for the quarter and year ended March 31, 2026, includes Rs. 402.76 lakhs toward the Industrial Promotion Subsidy (IPS) relating to the operations of the Holding Company under the Maharashtra Electronics Policy 2016 (read with the Package Scheme of Incentives). The income has been recognized under Ind AS 20 based on reasonable assurance of eligibility following the receipt of the formal Eligibility Certificate dated November 12, 2025, and subsequent sanction letters dated March 10, 2026, from the Directorate of Industries, Government of Maharashtra.

Out of the total recognized income, Rs. 251.05 lakhs pertains to admissible claims of the Holding Company for earlier periods (comprising Rs. 99.34 lakhs for FY 2023-24 and Rs. 151.71 lakhs for FY 2024-25) which crystallized upon receipt of approvals during the current year. The remaining Rs. 151.71 lakhs represent the estimated accrual based on operations of the Holding Company for the current financial year (FY 2025-26) for which claim application has been filed on May 20, 2026 with the Directorate of Industries, Government of Maharashtra. As of March 31, 2026, the outstanding receivable stands at Rs. 402.76 lakhs and is classified under Other Current Financial Assets.

6 Exceptional Items :

(₹ in Lakhs)

| Particulars | Quarter ended | | | Year ended | |
|---|---|---|---|---|---|
| | 31-Mar-26 | 31-Dec-25 | 31-Mar-25 | 31-Mar-26 | 31-Mar-25 |
| | Audited | Unaudited | Audited | Audited | Audited |
| Loss on discarding of furniture fixture and other assets acquired with MIDC Land & Building by Holding Company | - | - | 53.16 | - | 53.16 |
| Allowances for impairment in value of investment in debentures by Holding Company no longer required | - | - | (14.06) | - | (14.06) |
| One time impact of New labour codes* | 11.47 | 59.89 | - | 71.36 | - |
| Total exceptional items | **11.47** | **59.89** | **39.10** | **71.36** | **39.10** |

*Effective 21 November 2025, the Government of India has consolidated multiple existing labour legislations into a unified framework comprising four Labour Codes i.e. Code on Wages, 2019; Industrial Relations Code, 2020; Code on Social Security, 2020; and Occupational Safety, Health and Working Conditions Code, 2020 (collectively referred to as the 'New Labour Codes'). The Ministry of Labour & Employment also published Central Rules on 8th May 2026 and FAQs to enable assessment of the financial impact due to changes in these regulations. The Group has ascertained its estimated obligation under the New Labour Codes based on actuarial valuation and best estimate in accordance with Ind AS 19 - 'Employee Benefits'. Accordingly, the Group has recognised an incremental estimated obligation aggregating to ₹ 11.47 and ₹ 71.36 lakhs as an 'Exceptional item' on account of employees' past services in the consolidated financial results for the quarter and year ended 31 March 2026 respectively. This recognition is consistent with guidance provided by the Institute of Chartered Accountants of India. The Central Rules in conjunction with draft State Rules and clarifications from the Government on other aspects of the Labour Codes are being monitored and appropriate accounting effect, if any, will be provided on the basis of such developments.

7 The consolidated financial results of Rexnord Electronics and Controls Limited have been prepared in accordance with Ind AS 110 - 'Consolidated Financial Statements'. Financial results of the wholly owned subsidiary company, Rexnord Enterprise Private Limited (together referred to as the Group), have been consolidated with the Parent.

8 The figures for the previous period/year have been regrouped/reclassified wherever necessary, to confirm to current period/year classification.

For and on behalf of the Board
**REXNORD ELECTRONICS AND CONTROLS LIMITED**

M/S. REXNORD ELECTRONICS & CONTROLS LTD.

**KISHORECHAND TALWAR**
CHAIRMAN & MANAGING DIRECTOR
DIN : 00351751

Place : Mumbai
Date : 29th May 2026

**INDEPENDENT AUDITOR'S REPORT ON THE AUDIT OF THE CONSOLIDATED ANNUAL FINANCIAL RESULTS**

**TO THE BOARD OF DIRECTORS OF**
**REXNORD ELECTRONICS AND CONTROLS LIMITED**

**Report on the Audit of the Consolidated Annual Financial Results**

**Opinion**

We have audited the accompanying consolidated annual financial results of **Rexnord Electronics and Controls Limited** (hereinafter referred to as the 'Holding Company") and its subsidiary (Holding Company and its subsidiary together referred to as "the Group") for the year ended 31st March 2026, being submitted by the Holding Company pursuant to the requirement of Regulation 33 of the Securities and Exchange Board of India (Listing Obligations and Disclosure Requirements) Regulations, 2015, as amended ('Listing Regulations').

In our opinion and to the best of our information and according to the explanations given to us, the aforesaid consolidated annual financial results:

a. include the annual financial results of the following subsidiary:

   Rexnord Enterprise Private Limited

b. are presented in accordance with the requirements of Regulation 33 of the Listing Regulations in this regard; and

c. give a true and fair view in conformity with the recognition and measurement principles laid down in the applicable Indian Accounting Standards, and other accounting principles generally accepted in India, of consolidated net profit and other comprehensive income and other financial information of the Group for the year ended 31st March 2026.

**Basis for Opinion**

We conducted our audit in accordance with the Standards on Auditing ("SAs") specified under section 143(10) of the Companies Act, 2013 ("the Act"). Our responsibilities under those SAs are further described in the *Auditor's Responsibilities for the Audit of the Consolidated Annual Financial Results* section of our report. We are independent of the Group in accordance with the Code of Ethics issued by the Institute of Chartered Accountants of India together with the ethical requirements that are relevant to our audit of the consolidated financial statements under the provisions of the Act, and the Rules there under, and we have fulfilled our other ethical responsibilities in accordance with these requirements and the Code of Ethics. We believe that the audit evidence obtained by us, is sufficient and appropriate to provide a basis for our opinion on the consolidated annual financial results.



**Management's and Board of Directors' Responsibilities for the Consolidated Annual Financial Results**

These consolidated annual financial results have been prepared on the basis of the consolidated annual financial statements.

The Holding Company's Management and Board of Directors are responsible for the preparation and presentation of these consolidated annual financial results that give a true and fair view of the consolidated net profit and other comprehensive income and other financial information of the Group in accordance with the recognition and measurement principles laid down in the Indian Accounting Standards prescribed under Section 133 of the Act read with relevant rules issued thereunder and other accounting principles generally accepted in India and in compliance with Regulation 33 of the Listing Regulations. The respective Management and Board of Directors of the companies included in the Group are responsible for maintenance of adequate accounting records in accordance with the provisions of the Act for safeguarding of the assets of each company and for preventing and detecting frauds and other irregularities; selection and application of appropriate accounting policies; making judgments and estimates that are reasonable and prudent; and the design, implementation and maintenance of adequate internal financial controls, that were operating effectively for ensuring accuracy and completeness of the accounting records, relevant to the preparation and presentation of the consolidated annual financial results that give a true and fair view and are free from material misstatement, whether due to fraud or error, which have been used for the purpose of preparation of the consolidated annual financial results by the Management and the Directors of the Holding Company, as aforesaid.

In preparing the consolidated annual financial results, the respective Management and Board of Directors of the companies included in the Group are responsible for assessing the ability of each company to continue as a going concern, disclosing, as applicable, matters related to going concern and using the going concern basis of accounting unless the respective Management and Board of Directors either intends to liquidate the company or to cease operations, or has no realistic alternative but to do so.

The respective Board of Directors of the companies included in the Group are responsible for overseeing the financial reporting process of each company.

**Auditor's Responsibilities for the Audit of the Consolidated Annual Financial Results**

Our objectives are to obtain reasonable assurance about whether the consolidated annual financial results as a whole are free from material misstatement, whether due to fraud or error, and to issue an auditor's report that includes our opinion. Reasonable assurance is a high level of assurance, but is not a guarantee that an audit conducted in accordance with SAs will always detect a material misstatement when it exists. Misstatements can arise from fraud or error and are considered material if, individually or in the aggregate, they could reasonably be expected to influence the economic decisions of users taken on the basis of these consolidated annual financial results.

As part of an audit in accordance with SAs, we exercise professional judgment and maintain professional skepticism throughout the audit. We also:

R. S. AGRAWAL & ASSOCIATES * CHARTERED ACCOUNTANTS * MUMBAI FRN 100156W

- Identify and assess the risks of material misstatement of the consolidated annual financial results, whether due to fraud or error, design and perform audit procedures responsive to those risks, and obtain audit evidence that is sufficient and appropriate to provide a basis for our opinion. The risk of not detecting a material misstatement resulting from fraud is higher than for one resulting from error, as fraud may involve collusion, forgery, intentional omissions, misrepresentations, or the override of internal control.
- Obtain an understanding of internal control relevant to the audit in order to design audit procedures that are appropriate in the circumstances. Under Section 143(3)(i) of the Act, we are also responsible for expressing our opinion through a separate report on the complete set of consolidated financial statements on whether the Group has adequate internal financial controls with reference to financial statements in place and the operating effectiveness of such controls.
- Evaluate the appropriateness of accounting policies used and the reasonableness of accounting estimates and related disclosures in the consolidated annual financial results made by the Management and Board of Directors.
- Conclude on the appropriateness of the Management and Board of Directors use of the going concern basis of accounting and, based on the audit evidence obtained, whether a material uncertainty exists related to events or conditions that may cast significant doubt on the ability of the Group to continue as a going concern. If we conclude that a material uncertainty exists, we are required to draw attention in our auditor's report to the related disclosures in the consolidated annual financial results or, if such disclosures are inadequate, to modify our opinion. Our conclusions are based on the audit evidence obtained up to the date of our auditor's report. However, future events or conditions may cause the Group to cease to continue as a going concern.
- Evaluate the overall presentation, structure and content of the consolidated annual financial results, including the disclosures, and whether the consolidated annual financial results represent the underlying transactions and events in a manner that achieves fair presentation.
- Obtain sufficient appropriate audit evidence regarding the financial results of the entities within the Group to express an opinion on the consolidated annual financial results. We are responsible for the direction, supervision and performance of the audit of financial information of such entities included in the consolidated annual financial results of which we are the independent auditors. We remain solely responsible for our audit opinion.

We communicate with those charged with governance of the Holding Company and such other companies included in the consolidated annual financial results of which we are the independent auditors regarding, among other matters, the planned scope and timing of the audit and significant audit findings, including any significant deficiencies in internal control that we identify during our audit.

We also provide those charged with governance with a statement that we have complied with relevant ethical requirements regarding independence, and to communicate with them all relationships and other matters that may reasonably be thought to bear on our independence, and where applicable, related safeguards.



We also performed procedures in accordance with the Circular No. CIR/CFD/CMD1/44/2019 issued by the Securities and Exchange Board of India under Regulation 33(8) of the Listing Regulations, as amended, to the extent applicable.

**Other Matter(s)**

The consolidated annual financial results include the results for the quarter ended 31st March 2026 being the balancing figure between the audited figures in respect of the full financial year and the published unaudited year to date figures up to the third quarter of the current financial year which were subject to limited review by us.

**For R S Agrawal & Associates**
Chartered Accountants
(Firm Registration No.100156W)






O. P. Agrawal
Partner
M. No. 045862
UDIN: 26045862HVNNIC6423

Mumbai, 29th May 2026

Date: May 29, 2026

To,
**The Deputy General Manager,**
BSE Limited,
Corporate Relationship Department,
Phiroze Jeejeebhoy Towers,
Dalal Street,
Mumbai - 400 001.

**Reg: Security Code No. 531888.**

**Sub: Declaration pursuant to Regulation 33(3)(d) of SEBI (Listing Obligations and Disclosure Requirements) Regulations, 2015.**

Dear Sir/ Ma'am,

Pursuant to the provisions of Regulation 33(3)(d) of SEBI (Listing Obligations and Disclosure Requirements) Regulations, 2015 as amended by SEBI Notification No. SEBI/LAD-NRO/GN/2016-17/001 dated May 25, 2016 and SEBI Circular No. CIR/CFD/CMD/56/2016 dated May 27, 2016, we hereby confirm that the Audit Reports by M/s. R. S. Agrawal & Associates, Chartered Accountants, Mumbai on the Audited Financial Results (i.e. Standalone & Consolidated) of the Company for the quarter and year ended March 31, 2026 are with an Unmodified Opinion.

Kindly take the same on your record.

Thanking you,

For **REXNORD ELECTRONICS AND CONTROLS LIMITED**

KISHORECH AND KEWAL TALWAR
Digitally signed by KISHORECHAND KEWAL TALWAR
Date: 2026.05.29 17:39:56 +05'30'

**KISHORECHAND KEWAL TALWAR**
**CHAIRMAN AND MANAGING DIRECTOR**
**(DIN: 00351751)**

M/S. REXNORD ELECTRONICS & CONTROLS LTD.