KPGE/INV/PPT/H1FY27/164 **Date: November 13, 2026**

BSE Limited
Phiroze Jeejeebhoy Towers,
Dalal Street,
Mumbai – 400 001

Scrip Code: 544150

Sub.: Investor Presentation / Key Highlights for the Half Year ended September 30, 2026

Dear Sir/Madam,

Apropos the captioned subject, please find attached herewith the Investor Presentation along with the Key Performance Highlights for the Half Year ended September 30, 2026.

Kindly take the same on record.

Thanking you,

Yours faithfully,

For KP Green Engineering Limited

RUPDA KARAN SUNILBHAI Digitally signed by RUPDA KARAN SUNILBHAI Date: 2026.11.13 15:36:55 +05'30'

Karan Rupda
Company Secretary & Compliance Officer
Membership No.: A78628

Encl.: a/a



Since 1994

KP GROUP

www.kpgroup.co

KP GREEN ENGINEERING LIMITED

Investor Presentation

H1 FY27

Agenda



Industries Served & Products



Company Overview



Financials



About KP Group



Manufacturing facility at Matar, Bharuch

Industries Served & Products

01

Product Range One: Solar Structures & Wind Towers

Mounting structures, torque tubes and lattice towers for India's 500 GW non-fossil target

MARKET OPPORTUNITY

2030 NON-FOSSIL CAPACITY TARGET

500 GW

308 GW installed by Sep 2026; ~192 GW still to be added by 2030, mostly solar and wind

~92%

Solar and wind share of FY26's record 55 GW of non-fossil additions

24.6 GW

Renewables added Apr–Sep 2026, incl. 20.8 GW solar



Source: MNRE (installed capacity as of 30 Sep 2026; FY26 additions), CEA

WHAT KPGEL SUPPLIES



Module Mounting Structures

Fixed-tilt and tracker structures for utility-scale and C&I solar plants



Torque Tubes for Solar Trackers

In-house tube mill supplying global tracker OEMs



Windmill Lattice Towers

Hot-dip galvanised lattice towers for wind turbines



Rooftop Solar EPC

End-to-end rooftop solar plant installations

APPROVALS / EMPANELMENTS IN PLACE

Global

Nextracker & GameChange Solar

National

Adani, Aditya Birla, NTPC, SJVN, Coal India, etc.

Product Range Two: Transmission, Telecom & Ancillary Infra

India plans ₹9.15 lakh Cr of transmission investment by 2032 and 12 lakh towers for its 5G roll-out



MARKET OPPORTUNITY

₹9.15 lakh Cr
Transmission investment planned for 2023–32 under the National Electricity Plan

6.48 lakh ckm
Transmission network by 2032, up from 5.09 lakh ckm (June 2026)



MARKET OPPORTUNITY

8.43 lakh towers
Installed in India today

12 lakh towers
Towers planned to support 5G roll-out

WHAT KPGEL SUPPLIES

Transmission tower capability: **33 kV to 765 kV**


Transmission Line Towers


Transmission Monopoles


Pooling Substations


Cable Trays & Earthing


Switchgear (Isolators)

APPROVALS / EMPANELMENTS IN PLACE

GETCO Gujarat	**RVPNL** Rajasthan	**MSETCL** Maharashtra	**MPPTCL** Madhya Pradesh	**CSPTCL** Chhattisgarh
PSTCL Punjab	**PSPCL** Punjab	**APTRANSCO** Andhra Pradesh	**BSPTCL** Bihar	**NTPC** Central PSU

WHAT KPGEL SUPPLIES



Telecom Towers
Ground-based galvanised towers for 4G/5G networks

₹819 Cr
BSNL 4G order

5 + 5 yrs
O&M, extendable

APPROVALS / EMPANELMENTS IN PLACE

BSNL Empanelled supplier	**Indus Towers** Tower company	**American Tower** Tower company	**Reliance Jio** Telecom operator

1,280 sites supply and erection under BSNL's 4G Saturation Project

Source: Ministry of Power; CEA NEP Vol. II (Transmission) 2023–32; DoT; IBEF

Product Range Three: Railway & Roadway Structures

Bridges, Kavach towers and crash barriers for India's rail and road build-out



MARKET OPPORTUNITY

₹2.93 lakh Cr
Indian Railways capital outlay, FY27 BE – the highest ever

~4,000 km
7 new high-speed rail corridors, ~₹16 lakh Cr investment

WHAT KPGEL SUPPLIES


Railway & Highway Bridges


Rail Over Bridges (ROB)


Foot Over Bridges (FOB)


Kavach Towers


Overhead Equipment (OHE)

APPROVALS / EMPANELMENTS IN PLACE

RDSO
Empanelled

Western Railway
Empanelled



MARKET OPPORTUNITY

₹3.09 lakh Cr
MoRTH allocation, FY27 BE – up 8%; NHAI ₹1.87 lakh Cr

1.46 lakh km
National Highway network in FY26, up 61% since 2014 and growing

WHAT KPGEL SUPPLIES



W-beam & Thrie-beam Crash Barriers
Metal-beam barriers for highways, expressways, bridges and railway track fencing



High Mast & Lighting Poles
Galvanised high masts and poles for highways and cities

APPROVALS / EMPANELMENTS IN PLACE

NATRAX
Crash tests passed

NHAI
Empanelled

R&B Gujarat
Empanelled

UPPWD
Empanelled

MPPWD
Empanelled

VMC
Empanelled

GIDC
Empanelled

Source: PRS, Union Budget 2026-27, MoRTH, PIB

Product Range Four: PEB & Data Centre Buildings

Steel buildings designed in-house for factories, warehouses and India's data-centre build-out

MARKET OPPORTUNITY

PRE-ENGINEERED BUILDINGS

~₹21,700 Cr

India PEB market, 2025

~₹38,900 Cr
Market by 2030

12.4%
CAGR, 2026–34

DATA CENTRES

~₹8.6 lakh Cr

Data-centre investment pipeline in India

~1.5 GW
Installed in 2025

6.5 GW
Capacity by 2030

WHAT KPGEL SUPPLIES



Pre-Engineered Buildings

Steel buildings designed and manufactured in-house to each client's layout and span



Data Centre Buildings

Structural steel frames for data-centres, sized for heavy equipment loads

WHERE PEB IS USED

Factories

Manufacturing plants and industrial sheds

Warehouses

Logistics parks and e-commerce fulfilment centres

Cold Storage

Agri and pharma cold-chain facilities

Power Plants

Solar inverter rooms, control buildings, stores

Source: IMARC Group, India Pre-Engineered Buildings Market 2026–34; Rubix Data Sciences, India Data Centre Sector (Jul 2026). PEB market converted from USD at ~₹96/USD.

Future Product Range

Planned expansion into adjacent steel and metal products















End-to-End Expertise

Design, precision engineering, galvanising and on-site delivery – all under one roof

Engineering & Design
IDEAS THAT BUILD TOMORROW



- In-house design & engineering
- 3D modelling & simulation
- Value engineering & optimisation
- QA / QC laboratory

INTEGRATED CAPABILITIES

Design → Deployment

Concept to confidence – engineered for performance

Precision Engineering
TECHNOLOGY IN EVERY DETAIL



- CNC cutting, drilling & bending
- Laser & plasma cutting
- Robotic welding & automated lines
- Stringent quality checks

QUALITY ASSURED

Global Standards

Precision at scale – built with advanced technology

Hot-Dip Galvanising
PROTECTION FOR GENERATIONS



- Asia's largest kettle – 15 MT single dip
- Fully automated galvanising line
- Superior corrosion protection
- Environment-conscious operations

LARGE-SCALE DELIVERY

Built for Growth

Strength that lasts – protection for a longer life

Manufacturing & Execution
DELIVERING REAL IMPACT



- End-to-end manufacturing & dispatch
- Logistics & supply-chain management
- On-site installation & commissioning
- Pan-India & export deployment

SUSTAINABLE OPERATIONS

Cleaner • Greener • Stronger

From our plant to your site – delivered, installed, impacting lives

Engineering Today for a Brighter Tomorrow

One integrated platform engineering the backbone of energy, transport, telecom and urban infrastructure





Inside the Matar factory

Company Overview

02

Company Snapshot

₹679 Cr
H1FY27 Revenue from Operations

4,00,500 MTPA
Total Manufacturing Capacity

₹119 Cr
H1FY27 EBITDA

23 Products
Catering to Different Sectors

₹34 Cr
H1FY27 Profit After Tax

~55 Acres
Manufacturing Facility Footprint at Matar

₹1,892 Cr
Orderbook in Hand as on 30th September 2026

Asia's Largest
Galvanizing Kettle - 90,000 MTPA hot-dip galvanizing capacity



Matar Manufacturing Facility

Sustainable Galvanising at Matar

ESG-aligned engineering: encapsulated process, green energy and zero liquid discharge

Galvanising Kettle

01



02



03



The 100% encapsulated galvanising process at Matar is built to meet global ESG standards

100% Encapsulated Process

- Captures fumes generated during ***pickling and dipping*** operations.
- Neutralisation of acidic vapours through ***Scrubber Systems*** before release.
- Retains heat, reducing energy required for the ***450°C zinc bath.***
- Improves ***worker safety*** against splashes and harmful emissions.

Integration of Green Energy

- Transitioning from fossil fuels to ***Green Hydrogen*** for galvanising kettle heating.
- Targets Net Zero fabrication by ***reducing CO_2 emissions*** at source.
- Supports cleaner and sustainable manufacturing operations.

ESG and Sustainability Impact

- Operates on ***Zero Liquid Discharge*** principles with water recycling systems.
- Recovers and ***reprocesses zinc dross*** and other by-products.
- Supports ***circular economy*** through waste reutilisation.
- Enhances steel life, ***reducing long-term lifecycle carbon footprint.***

A Safe & Respectful Workplace

Committed to 'Zero Accidents' through employee safety, health and dignity

OH&S Management System

Standard Operating Procedures defined for high-risk jobs

Personal Protective Equipment

Mandatory adoption of PPE for all employees as well as visitors

Emergency Planning

Evacuation plans and regular drills

Process Safety

Developed Centre of Excellence on standardised procedures



POSH Awareness & Compliance Training

Sessions on the Prevention of Sexual Harassment (POSH) Act that promote a respectful, inclusive workplace and reinforce zero tolerance for harassment.



First Aid & Emergency Response Training

Hands-on training that equips employees with first-aid and emergency-response skills to act quickly and confidently during incidents.

Board of Directors



Dr. Faruk G. Patel
CHAIRMAN AND NON-EXECUTIVE DIRECTOR



Prof. Sunil Maheshwari
VICE-CHAIRMAN AND NON-EXECUTIVE DIRECTOR



Mr. Muinulhaque Kadva
WHOLE-TIME DIRECTOR



Mr. Hassan Faruk Patel
WHOLE-TIME DIRECTOR



CA Ekta Sanghavi
INDEPENDENT DIRECTOR



Dr. Tejpalsingh Bisht
INDEPENDENT DIRECTOR (EX-IPS)



Dr. Indu Rao Kaveti
INDEPENDENT DIRECTOR



Mr. Satya Gopal
INDEPENDENT DIRECTOR (EX-IAS)



Road Over Bridge project being executed for Chennai Metro

Financials

03

Financial Highlights – H1 FY27

Total Income
(₹ IN CR)

27% YoY



EBITDA
(₹ IN CR)

17% YoY



PAT
(₹ IN CR)

–41% YoY

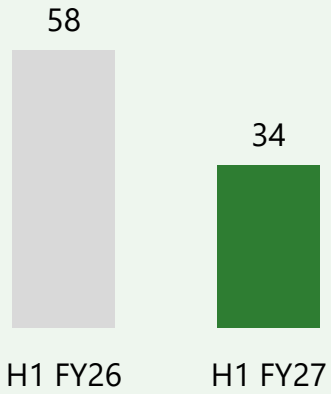

Cash Profit
(₹ IN CR)

11% YoY



Balance Sheet Highlights – H1 FY27

Debt
(₹ IN CR)

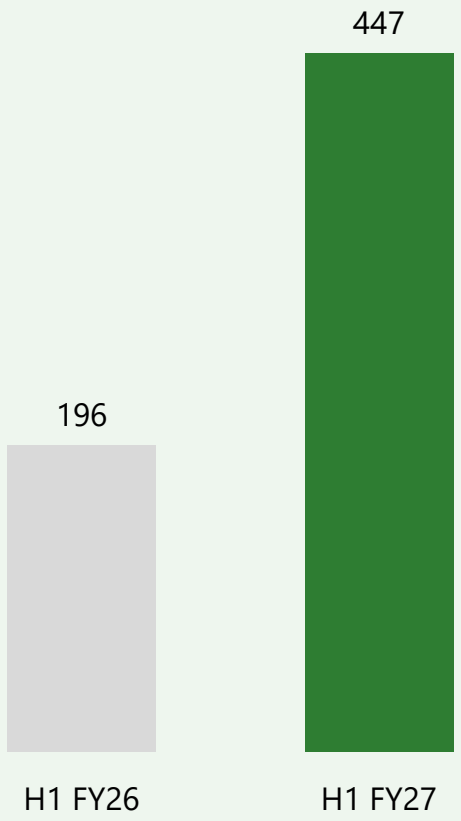

Equity
(₹ IN CR)

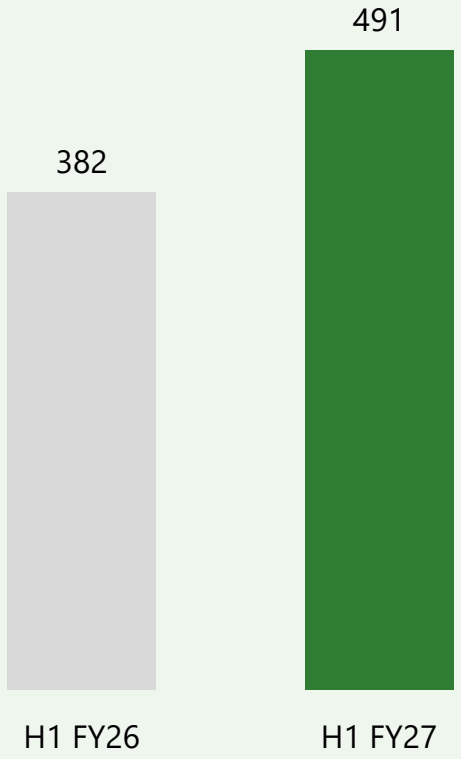

Debt to Equity
(x)

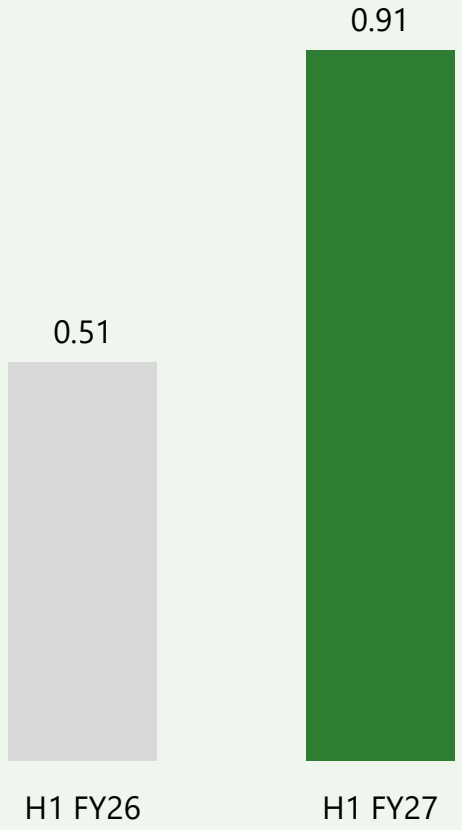

Note: All figures, except ratios, have been rounded to the nearest integer. Ratios are shown in times (x).

Income Statement Summary (Consolidated)

(₹ IN Cr)

Particulars	H1 FY27	H1 FY26	YoY% change	FY26
Revenue from Operations	679	532	28%	1,246
Total Income	**682**	**536**	**27%**	**1,250**
Total Operating Expense	563	434	30%	1,001
EBITDA	**119**	**102**	**17%**	**249**
EBITDA %	**17%**	**19%**	**–**	**20%**
Interest Cost	34	16	114%	41
Depreciation and Amortisation	36	8	356%	23
Profit Before Taxes	50	78	–36%	184
Profit After Taxes	**34**	**58**	**–41%**	**136**
PAT %	**5%**	**11%**	**–**	**11%**
Cash Profit	**75**	**67**	**11%**	**166**
EPS (₹)	6.9	11.6	–41%	27.1

↑ 28%

H1 FY27 Revenue from Operations **₹679 Crore** as compared to **₹532 Crore** in H1 FY26

Related-party (group companies) share of revenue fell from **49.5% in FY26** to **17.0% in H1 FY27**

↑ 17%

H1 FY27 EBITDA at **₹119 Crore** as compared to **₹102 Crore** in H1 FY26

↑ 11%

H1 FY27 Cash Profit at **₹75 Crore** as compared to **₹67 Crore** in H1 FY26

Note: All figures except for EPS have been rounded to the nearest integer. Percentage growth has been calculated based on absolute values.

Balance Sheet Summary (Consolidated)

(₹ IN Cr)

Particulars	H1 FY27	H1 FY26
Shareholders' Funds	491	382
Non-Current Liabilities: A + B	245	51
(A) Long Term Loans	78	36
(B) Other Liabilities	167	15
Current Liabilities	1,096	721
Total	**1,831**	**1,154**
Fixed Assets	695	332
Other Non-Current Assets	110	79
Current Assets	1,027	742
Total	**1,831**	**1,154**

↑ 109%

Sep-26 – Fixed Assets at **₹695 Crore** as compared to **₹332 Crore** in Sep-25

↑ 28%

Sep-26 – Net Worth at **₹491 Crore** as compared to **₹382 Crore** in Sep-25

Note: All figures have been rounded to the nearest integer. Percentage growth has been calculated based on absolute values.

Cash Flow Statement Summary (Consolidated)

(₹ IN Cr)

Particulars	H1 FY27	H1 FY26
Cash Flow from Operating Activities	(110)	57
Cash Flow from Investing Activities	(11)	(149)
Cash Flow from Financing Activities	127	88
Net Increase / (Decrease) in Cash and Cash Equivalents	6	(4)
Cash and Cash Equivalents at the beginning of the period	9	14
Cash and Cash Equivalents at the end of the period	15	10

Note: All figures have been rounded to the nearest integer. Percentage growth has been calculated based on absolute values.



About KP Group

04

KP Group

Three listed platforms. One defining ambition – an integrated renewable energy & infrastructure ecosystem

32+
YEARS

10.6 GW
GROUP CAPACITY

KP 3.0
COMMITTED TARGETS BY FY32

OWNED GENERATION
10 GWp
IPP by KPI Green Energy

EPC
10 GWp
Third-party EPC (excl. related party)

BATTERY STORAGE
10 GWh
Cell manufacturing to BESS assembly



KPI GREEN ENERGY LIMITED
BSE & NSE LISTED
Flagship IPP platform, also delivering large-scale solar and solar-led hybrid EPC



KP ENERGY LIMITED
BSE & NSE LISTED
Dedicated wind EPC platform, delivering wind and wind-led hybrid projects



KP GREEN ENGINEERING LIMITED
BSE SME LISTED
Design, engineering, fabrication and galvanization arm with 23 products; Matar houses Asia's largest galvanizing kettle



SUN DROPS ENERGIA LIMITED
SUBSIDIARY OF KPI GREEN ENERGY
BESS platform (EPC, IPP & manufacturing), plus Solar / Hybrid EPC up to 50 MW and Group Captive



KPI GREEN HYDROGEN & AMMONIA PVT. LTD.
Emerging green hydrogen and ammonia platform for zero-emission fuels and industrial decarbonization

KEY SPECIALISATIONS

Solar	Wind	Hybrid	BESS
Floating Solar	Engg & Infra	Green Hydrogen	Offshore Wind

Humanitarian Services Driven by Passion, Not Obligation

EDUCATION



KP Human Development Foundation strengthens education through the donation of **30 tablets** to T & TV School, boosting library and study centre facilities.



120 students have enrolled in the **Urja Noor Scholarship Program**, an initiative of the KP Human in collaboration with P P Savani University, aimed at developing a future-ready workforce for the renewable energy sector.

- KP Human Development Foundation also supports aspiring civil services candidates in their exam preparation, benefiting **15 students** and helping them pursue their dreams of serving the nation.

HEALTH



- KP Human Development Foundation donated **Three electric golf carts** to New Civil Hospital, Surat, to improve patient mobility across the campus.



- KP Human has adopted KP Divine Hiba Hospital, providing free medicines and laboratory tests to all admitted (IPD) patients. To date, over **850+** patients have benefited from this initiative, ensuring access to essential healthcare services.

OTHERS



The World's First Old-Age Home for Differently-Abled Individuals, Prabhu Nu Ghar, developed and donated by KP Human Development Foundation, is **95% completed**.



KP Human supported Surat City Traffic Police by providing **25** traffic safety barricades at **Dumas and Surat Airport**, contributing to safer roads and improved traffic management across the city.



Surat Municipal Corporation's Suman High School No. 4, in collaboration with KP Human Development Foundation, organized a Science Fair to promote scientific curiosity, creativity, and innovation among students.



KP Human Development Foundation encourages and supports a safe, **spiritual Char Dham Yatra** for devotees.



KP Human organizes annual food distribution arrangements during the holy month of Shravan at Lajpor Central Jail, Surat, benefiting **500+** individuals.

Contact Us



KP Green Engineering Limited

Investor Relations

Investor Enquiries

ir.kpgreeneng@kpgreenengineering.com

Disclaimer

No representation or warranty, express or implied, is made as to, and no reliance should be placed on, the fairness, accuracy, completeness or correctness of the information or opinions contained in this presentation. Such information and opinions are in all events not current after the date of this presentation. Certain statements made in this presentation may not be based on historical information or facts and may be "forward looking statements" based on the currently held beliefs and assumptions of the management of KP Green Engineering Limited (Formerly known as K P Buildcon Private Limited), which are expressed in good faith and in their opinion reasonable, including those relating to the Company's general business plans and strategy, its future financial condition and growth prospects and future developments in its industry and its competitive and regulatory environment. Forward-looking statements involve known and unknown risks, uncertainties and other factors, which may cause the actual results, financial condition, performance or achievements of the Company or industry results to differ materially from the results, financial condition, performance or achievements expressed or implied by such forward-looking statements, including future changes or developments in the Company's business, its competitive environment and political, economic, legal and social conditions. Further, past performance is not necessarily indicative of future results. Given these risks, uncertainties and other factors, viewers of this presentation are cautioned not to place undue reliance on these forward- looking statements. The Company disclaims any obligation to update these forward-looking statements to reflect future events or developments. This presentation is for general information purposes only, without regard to any specific objectives, financial situations or informational needs of any particular person. This presentation does not constitute an offer or invitation to purchase or subscribe for any securities in any jurisdiction. No part of it should form the basis of or be relied upon in connection with any investment decision or any contract or commitment to purchase or subscribe for any securities. This presentation may not be copied or disseminated, in whole or in part, and in any manner.